

TENTH EDITION

THE Gregg Reference Manual

WILLIAM A. SABIN

The hyphen, it grieves me to report, is in trouble. Indeed, unless concerted action is taken at once, the hyphen is likely to become as extinct as the apostrophe in teachers college. The problem can be traced to two dangerous attitudes that are afoot these days. One is revolutionary in tone; its motto: "Compound adjectives, unite! You have nothing to lose but your hyphens." The other attitude reflects the view of the silent majority. These are the people who don't pretend to know how to cope with the "hyphen" mess; they just earnestly wish the whole problem would just disappear. It may be too late to reverse the long-range trend. For the present, however, the hyphen needs—and expects to work with words at an acceptable level of proficiency needs to come to terms with beast. Here, then, is a last-ditch effort to make sense out of an ever-changing and possibly disappearing (but not soon to be forgotten) aspect of style. As a general rule, the English language depends largely on word order to make the relationships between words clear. If word order is not sufficient to establish these relationships, we typically resort to punctuation. It is in this sense that the hyphen has a real service to offer. The function of the hyphen is to help us consider groups of words—or even parts of words—as a unit. When a word has to be divided at the end of a line, the hyphen signifies the connection between parts. Whenever two or more words function as a unit cannot (for one reason or another) be written either as a solid word or as separate words, the hyphen clearly links these words and prevents a lapse in comprehension. The hyphen, it grieves me to report, is in trouble. Indeed, unless concerted action is taken at once, the hyphen is likely to become as extinct as the apostrophe in teachers college. The problem can be traced to two dangerous attitudes that are afoot these days. One is revolutionary in tone; its motto: "Compound adjectives, unite! You have nothing to lose but your hyphens." The other attitude reflects the view of the silent majority. These are the people who don't pretend to know how to cope with the "hyphen" mess; they just earnestly wish

- Abbreviations, 501–550**
- Academic formats, 1411, 1513, 1549**
- Addresses, 1310–1312, 1316–1336, 1368–1369**
- Adjectives and adverbs, 1065–1073**
- Agendas, 1703**
- Ages, 433–435**
- Bibliographies, 1545–1549**
- Book titles, 242–243, 289, 360–362, 1022, 1513–1521, 1538**
- Business organizations, 320–324, 520–521, 1020, 1326, Appendix C: Rules 6–11**
- Capitalization, 196–199, 272–273, 301–366, 514**
- Charts and graphs, 1642**
- Compound adjectives, 813–832**
- Compound nouns, 801–810**
- Compound verbs, 811–812**
- Computer terms, 365, 544, 847**
- Dangling constructions, 1082–1085**
- Dates, 407–412**
- Editing techniques, 1201, 1203–1206**
- E-mail, 1375–1389, 1533**
- Employment documents, 1708–1717**
- Endnotes, 1501–1502, 1505–1506**
- Envelopes, 1367–1370**
- Fax cover sheets, 1706**
- Filing rules, Appendix C**
- Footnotes, 1501–1504, 1513–1544, 1634–1636**
- Foreign expressions, 241, 287, 545, 614, 1018**
- Forms of address, 1320–1324, 1801–1812**
- Grammar, 1001–1088, Appendix D**
- Hyphenated words, 801–847**
- Infinitives, 1044–1046**
- Itineraries, 1705**
- Letters, 1301–1366**
- Manuscripts, 1432–1437**
- Measurements, 429–432, 535–538**
- Memos, 1373–1374, 1410, 1413**
- Metric measurements, 537–538**
- Minutes of meetings, 1704**
- Misplaced modifiers, 1086**
- Money, 413–420**
- Negatives, 1074–1076**
- News releases, 1707**
- Notes, 1501–1544**
- Numbers, 401–470**
- Online citations, 1508–1512, 1513, 1522–1523, 1525–1526, 1533–1535**
- Outlines, 1718–1723**
- Parallel structure, 1081**
- Percentages, 447–449**
- Plurals, 601–626**
- Possessives, 627–652**
- Prefixes and suffixes, 833–846**
- Prepositions, 1077–1080**
- Pronouns, 1049–1064**
- Pronunciation problems, Appendix B**
- Proofreaders' marks, 1206**
- Proofreading techniques, 1201–1202, 1204–1206**
- Punctuation**
- Apostrophe, 245–246, 298, 412, 432, 505, 543, 622–625, 627–652**
 - Asterisk, 292–293**
 - Brackets, 296–297**
 - Colon, 187–199**
 - Comma, 122–175**
 - Dash, 201–217, 1548**
 - Diagonal, 294–295**
 - Ellipsis marks, 275–281, 291**
 - Exclamation point, 119–121**
 - Hyphen, 217, 411, 420, 427, 459–460, 465, 801–847, 901–922**
 - Italics, 285–290**
 - Parentheses, 218–226**
 - Period, 101–108**
 - Question mark, 110–118**
 - Quotation marks, 227–284**
 - Semicolon, 176–186**
 - Underlining, 285–290**
- Reports, 1401–1431**
- Résumés, 1708–1713**
- Salutations, 1320–1322, 1338–1341**
- Sentence structure, 1081–1088**
- Sexism, 809–810, 840, 1050–1053, 1340**
- Signature blocks, 1347–1354, 1374, 1384**
- Social-business correspondence, 1371–1372**
- Spacing with punctuation marks, 102, 299**
- Spelling, 701–720, 801–848**
- State abbreviations, 527, 1334, inside back cover**
- Subjects and verbs, 1001–1029**
- Tables, 1601–1642**
- Telephone numbers, 454**
- Textnotes, 1507**
- Time, 436–442, 533–534**
- URL addresses, 1508, 1510–1511, 1513, 1522–1523, 1525–1526, 1533–1535**
- Usage, Section 11**
- Verbs, 1030–1048**
- Word division, 901–922**
- Words that sound alike or look alike, 719**
- Words frequently misspelled, 720**

THE **Gregg**
Reference
Manual

A MANUAL OF STYLE, GRAMMAR,
USAGE, AND FORMATTING

Tenth Edition

To M.F.S.

*“For all that has been, thanks.
For all that is yet to come, yes!”*

—Dag Hammarskjöld

THE

Gregg Reference Manual

A MANUAL OF STYLE, GRAMMAR,
USAGE, AND FORMATTING

Tenth Edition

WILLIAM A. SABIN



**McGraw-Hill
Irwin**

Boston Burr Ridge Dubuque Madison New York
San Francisco St. Louis Bangkok Bogotá Caracas Kuala Lumpur
Lisbon London Madrid Mexico City Milan Montreal New Delhi
Santiago Seoul Singapore Sydney Taipei Toronto



THE GREGG REFERENCE MANUAL, Tenth Edition
A Manual of Style, Grammar, Usage, and Formatting

Published by McGraw-Hill/Irwin, a business unit of The McGraw-Hill Companies, Inc., 1221 Avenue of the Americas, New York, NY, 10020.

The McGraw-Hill Companies, Inc. No rights reserved. All parts of this publication may be reproduced or distributed in any form or by any means, or stored in a database or retrieval system, without the prior written consent of The McGraw-Hill Companies, Inc., including, but not limited to, in any network or other electronic storage or transmission, or broadcast for distance learning.

This book is printed on acid-free electrons.

1 2 3 4 5 6 7 8 9 0 KGP/KGP 0 9 8 7 6 5 4

ISBN 0-07-293653-3

Senior Lead Editorial Book Pirate: *retrosynthetic*

Editorial director: *John E. Biernat*

Publisher: *Linda Schreiber*

Sponsoring editor: *Doug Hughes*

Developmental editor: *Tammy Higham*

Marketing manager: *Keari Bedford*

Producer, media technology: *Damian Moshak*

Lead project manager: *Mary Conzachi*

Manager, new book production: *Heather D. Burbridge*

Lead designer: *Matthew Baldwin*

Senior digital content specialist: *Brian Nacik*

Interior design: *Matthew Baldwin*

Cover design: *Ark Design, Amanda Kavanaugh*

Typeface: *10/12 Cushing Book*

Compositor: *Interactive Composition Corporation*

Printer: *Quebecor World Kingsport Inc.*

Library of Congress Cataloging-in-Publication Data

Sabin, William A.

The Gregg reference manual : a manual of style, grammar, usage, and formatting /

William A. Sabin. -- 10th ed.

p. cm.

Includes index.

ISBN 0-07-293653-3 (alk. paper)

1. English language--Business English--Handbooks, manuals, etc. 2. English


language--Grammar--Handbooks, manuals, etc. 3. English

language--Transcription--Handbooks, manuals, etc. 4. Business writing--Handbooks, manuals, etc. I. Title.

PE1479.B87S23 2005

808'.042--dc22

2004040335



About the Author

William A. Sabin has retired as publisher of business books in the Professional Book Group, a division of McGraw-Hill. He has written many articles about style, usage, and grammar, and he has frequently spoken at regional and national conferences. Mr. Sabin is now a year-round resident of Bristol, Maine, and he considers himself a confirmed Mainiac.

About the Name *Gregg*

John Robert Gregg was the inventor of Gregg shorthand, which was considered a major improvement over other speedwriting systems then in use. He was born in Ireland in 1867, and his ideas on this subject first appeared in 1888 in a short pamphlet published in Liverpool when he

was 21. In 1893 he came to Chicago and founded the Gregg Publishing Company. The first edition of *Gregg Shorthand* was released that same year. Because Gregg shorthand was relatively easy to learn, it soon was taught in schools around the world, and in an age when there were no electronic recording devices, it became an essential skill for reporters, scholars, authors, and even political figures. Mr. Gregg died in 1948 at the age of 81.

When McGraw-Hill acquired the Gregg Publishing Company in 1948, the Gregg name had come to stand for the highest-quality materials designed for academic programs in business education. It is for that reason that *The Gregg Reference Manual* continues to bear the Gregg name, even though the manual is no longer aimed exclusively at an academic audience. Indeed, *The Gregg Reference Manual* now serves as the primary reference for professionals in all fields who are looking for authoritative guidance on matters of style, grammar, usage, and formatting.

Preface	viii
Acknowledgments	xii
How to Look Things Up	xiv

PART 1

Grammar, Usage, and Style

SECTION 1.	Punctuation: Major Marks	2
SECTION 2.	Punctuation: Other Marks	54
SECTION 3.	Capitalization	92
SECTION 4.	Numbers	120
SECTION 5.	Abbreviations	145
SECTION 6.	Plurals and Possessives.	172
SECTION 7.	Spelling	193
SECTION 8.	Compound Words	214
SECTION 9.	Word Division	248
SECTION 10.	Grammar.	254
SECTION 11.	Usage	308

PART 2

Techniques and Formats

SECTION 12.	Editing and Proofreading	348
SECTION 13.	Letters, Memos, and E-Mail	360
SECTION 14.	Reports and Manuscripts	442
SECTION 15.	Notes and Bibliographies	474
SECTION 16.	Tables	508
SECTION 17.	Other Business Documents	539
SECTION 18.	Forms of Address	577

PART 3

References

APPENDIX A.	Essays on the Nature of Style	588
APPENDIX B.	Pronunciation Problems	605
APPENDIX C.	Rules for Alphabetic Filing	617
APPENDIX D.	Glossary of Grammatical Terms	636
INDEX		646

The Gregg Reference Manual is intended for anyone who writes, edits, or prepares material for distribution or publication. For nearly fifty years this manual has been recognized as the best style manual for business professionals and for students who want to master the on-the-job standards of business professionals.

The *Gregg* manual will provide you with answers that can't be found in comparable manuals. That probably explains why *Gregg* has been so warmly received over the years. The unsolicited five-star reviews on the Amazon Web site are only one indication of the reputation that *The Gregg Reference Manual* enjoys among people in professional organizations and educational institutions.

Gregg serves as a *survival manual* for those professionals who no longer enjoy the help of trained assistants to ensure the quality of the documents they must produce. And it serves as an indispensable *training manual* for those who want to improve their language skills so that they can achieve that level of confidence they have always craved.

Features of the New Edition

The tenth edition of *The Gregg Reference Manual* has been revised and enhanced to satisfy the continually evolving demands of business and academic writers. Here are some of the key features.

Electronic Index. On the Web site that has been created for the tenth edition of the *Gregg* manual, <<http://www.gregg.com>>, you will find a greatly expanded index, one that is not limited by the restricted number of pages available in a printed book. This new index will now make it easy for you to locate not only a particular rule but also the specific words and phrases that have been used to illustrate that rule. As an additional convenience, you will be able to download this electronic index from the *Gregg* Web site and install it on your computer.

As in previous editions, you will find (1) a topical index on the inside front cover, (2) detailed outlines at the opening of each section in the manual, (3) a comprehensive index at the back of the manual, and (4) marginal tabs that identify all the pages in a specific section. Given the electronic index plus all of these options, you will find it easier and faster to locate the answers you are looking for.

Expanded Treatment of E-Mail. The four-page discussion of this topic in the ninth edition now receives a detailed fifteen-page treatment. (See pages 426–441.) Among other things, it addresses the commonly asked question of whether e-mail messages have to follow the same rules that apply to other business documents. In view of the importance of e-mail in today's business world, this topic has been advanced in the sequence of sections to take its proper place alongside the discussion of letters and memos in Section 13.

Expanded Discussion of Electronic Sources. The tenth edition offers an expanded discussion of how to deal with source materials that appear online. *Gregg* gives precise guidelines on how to construct footnotes, endnotes, and bibliographic entries that refer to online books, magazines, journals, and newspapers as well as e-mail messages and other

electronic sources. Moreover, the manual suggests precautions to observe when citing electronic material (which can suddenly change, move to a new location, or completely disappear). Also included in the tenth edition are some basic guidelines on how to avoid plagiarism.

Expanded Patterns for Footnotes and Endnotes. In addition to the patterns for citing electronic sources, the tenth edition now provides models for citing material derived from personal interviews and conversations, television and radio interviews, speeches and papers read at professional meetings, as well as reports, letters, and memos.

New Material on Style, Grammar, Usage, and Formatting. The treatment of style, grammar, usage, and formatting has been expanded (1) to address the many questions and suggestions submitted by readers over the past few years, (2) to reflect the changes in style and format created by continually evolving computer technology, (3) to incorporate new terms and phrases in the examples to reflect how people now speak and write, and (4) to address the usage questions that are created by this new vocabulary.

The *Gregg* manual continues to highlight the *basic rules* of style, grammar, and usage—those that apply to the problems that most frequently arise. The numbers for these basic rules appear within a red panel for ready identification.

The *Gregg* manual also offers updated coverage of the *fine points*—those problems that occur less often but cause even more trouble when they do. It is this extensive coverage of the fine points that distinguishes *Gregg* from comparable works and makes it possible for readers to find answers that they cannot find anywhere else.

As in previous editions, *Gregg* offers updated advice on dealing with style and usage problems related to computer technology: Is it *one space* or *two* after the end of a sentence? (See ¶102.) Is it *e-mail* or *email*? Is it *Web site* or *website*? (See ¶847.) And how do you divide a URL or an e-mail address at the end of a line? (See ¶1510.)

Ask the Author. There will always be unusual situations and those once-in-a-lifetime questions that no reference manual could possibly anticipate. The *Gregg* Web site, <<http://www.gregg.com>>, provides a unique feature—“Ask the Author”—that will enable you to get quick guidance on how to deal with situations like these.

Essays on the Principles of Style. The six informal essays in Appendix A set forth the principles that underlie the specific rules on matters of style. Once you understand those principles, you can manipulate the rules with intelligence and taste.

Easy-to-Follow Models. The rules on grammar, style, and usage are accompanied by numerous examples, so you can quickly find models on which to pattern a solution to the various problems you run into as you’re writing or editing.

The *Gregg* manual offers an abundance of illustrations of documents—for example, e-mail messages, letters, reports, tables, plus scannable résumés and other employment documents. Using these illustrations as models, you can easily create and format all kinds of written communications. In discussing the special features of word processing software that make it easy to format various elements in business documents, *Gregg* notes ways to overcome the problems that these time-saving features can create.

Enhanced Web Site

The Web site for the tenth edition does more than provide access to the new electronic index and to the “Ask the Author” page. It offers these additional features:

Glossary of Computer Terms. This updated glossary of computer terms previously appeared in the printed manual. In its new location, the glossary can now be readily expanded as new terms and acronyms appear on the scene.

Overview of the Components. The new Web site will make it possible for you to get a perspective on all the components of the *Gregg* program, order them if you wish, and easily contact editors and marketing personnel when you have questions about the *Gregg* program. And as previously noted, you can always reach the author by means of the online “Ask the Author” service.

Readers’ Comments. This new section feature presents the unsolicited opinions of more than thirty people who describe the role that the *Gregg* manual has played in their success. Their comments can give you a real sense of how *Gregg* could help you achieve your goals.

An Overview of the Organization of the Tenth Edition

This edition of *The Gregg Reference Manual* consists of 18 sections and 4 appendixes, organized in three parts:

Part 1 (Sections 1–11) deals with grammar, usage, and the chief aspects of style—punctuation, capitalization, numbers, abbreviations, plurals and possessives, spelling, compound words, and word division.

Part 2 (Sections 12–18) deals with editing and proofreading techniques and the procedures for creating and formatting all kinds of written communications—letters, memos, e-mail messages, reports, manuscripts, notes and bibliographies, tables, agendas, minutes, itineraries, fax cover sheets, news releases, outlines, and résumés and other employment communications. It also provides detailed guidelines on forms of address.

Part 3 (Appendixes A–D) provides a series of essays on the nature of style, a discussion of troublesome pronunciation problems, the rules for alphabetic filing, and a glossary of grammatical terms.

Other Components of the Tenth Edition

A number of supplementary components are available for use by trainers and instructors in the courses they teach.

Basic Worksheets. This set of worksheets focuses on the basic rules highlighted in Sections 1–11. These worksheets have been designed to build three critical skills. First, they will familiarize students with the common problems they are likely to encounter in any written material they have to deal with. Second, these worksheets will direct students to the appropriate rules in Sections 1–11 so that later on, when they encounter similar problems in their own work, they will know where to look. Third, these worksheets will sharpen students’ ability to apply the rules correctly under many different circumstances.

This set of worksheets begins with a diagnostic survey of each student's editing skills at the outset. Then after students have completed a series of 21 worksheets, they will encounter a parallel survey at the end that will show how much their editing skills have improved. In most of the intervening worksheets, rule numbers are provided alongside the answer blanks so that students can quickly locate the answers they need to complete each set of exercises. At the end of each of these worksheets is an editing exercise that requires students to identify and correct the implanted errors on their own, without the help of rule numbers alongside. Interspersed within this sequence of worksheets are three editing surveys that will periodically help students integrate all the things they have been learning in the preceding worksheets.

Comprehensive Worksheets. This set of worksheets, like the *Basic Worksheets*, has been designed to build the same three skills described at the bottom of page x. However, this comprehensive set draws on material from the entire manual and not simply from Sections 1–11. Moreover, these worksheets deal with problems of formatting letters, memos, and other business documents.

This program begins with a diagnostic survey and then, after a series of 31 worksheets, concludes with a parallel survey that allows students to demonstrate how much their editing skills have increased. Interspersed within this sequence of worksheets are four editing surveys that will periodically help students integrate all the things they have been learning up to that point.

Instructor's Supplements

The resource manual that previously offered teaching suggestions and keys to the two sets of worksheets will now be published in two versions—one for academic instructors and a second for independent training consultants and corporate training personnel.

The Instructor's Resource Manual. This manual provides helpful guidance on how the *Gregg* manual and a set of the worksheets can be used to create effective courses of varying duration. Instructors will find specific recommendations on which topics to cover in light of the number of hours allocated to a particular course.

The Trainer's Resource Manual. This manual advises corporate training personnel on the best way to set up and run an in-house English skill-building program. It shows independent training consultants how they can custom-tailor a comparable program that meets the particular needs of each of their clients. Here again, trainers will find specific recommendations on what material to cover in the *Gregg* manual and the worksheets in light of the number of hours specified by the client.

Both resource manuals now contain graphic instructional materials that were previously published as a separate item titled *Classroom Presentations*. PowerPoint slides on a CD-ROM provide a helpful overview of the basic rules in Sections 1–11 (on style, grammar, and usage). Transparency masters display many of the model documents discussed in Sections 12–18. All of these graphic materials can be effectively used to introduce and reinforce the key topics presented throughout the *Gregg* manual.

A work of this type cannot be put together without the help and support of many people. To my colleagues in McGraw-Hill, to my many good friends in the business and academic worlds, and to the professional training consultants and instructors who allowed me to observe their training programs and their classes, I want to express a deep feeling of gratitude. I also need to thank the hundreds of professionals and instructors whose detailed responses to a wide-ranging questionnaire played a large role in the planning of the tenth edition. And I must give thanks to all those people who make use of the "Ask the Author" service. Their questions and suggestions, which challenge me on a daily basis, help me see how things can be made better in each new edition.

There is not enough space to acknowledge all of these people individually. However, I must single out a number of friends and colleagues, who have been extraordinarily generous with their help and support on the tenth edition—and in many cases on earlier editions as well.

I want to express a special sense of gratitude to Barbara Oakley, my close friend and colleague for many years, for her indispensable help in revising Sections 13–17.

I am also deeply grateful to the following group of friends and colleagues for their sharp eyes and their seasoned judgment. They alerted me to problems in the manuscript and the proofs that I might otherwise have missed.

Olive Collen, editorial consultant, Newton, New Jersey

Price Voiles, editorial consultant, Tampa, Florida

Eva and Russell Lewis, proofreaders, El Cajon, California

Margo Schneider, assistant to the director, The Stanley Foundation, Muscatine, Iowa

Ryan Ebens, executive vice president, Rockford Systems, Inc., Rockford, Illinois

Ann Miller, director, WD Communications, Newark, Delaware

Carol Ann Wilson, CLS, founder and past president, Legal Secretaries International, Inc., Houston, Texas

Dr. Charles Darling, professor of English, Capital Community College, Hartford, Connecticut

Sue Gottfried, editor, Holbrook, New York

I want to offer special thanks to the people at Merriam-Webster—in particular, John Morse, the president and publisher, and Arthur Bicknell—for their generous assistance in helping me bring the manuscript for the tenth edition into line with the eleventh edition of *Merriam-Webster's Collegiate Dictionary* (which was published in July 2003).

I am especially grateful to the following people, whose comments and suggestions helped me strengthen the manuscript for the tenth edition:

Nancy Adams, computer consultant, Newcastle, Maine

Belinda and Bill Belisle, training consultants, Belisle & Associates, West Garden Grove, California

Joan J. Carlson, senior editor, The Vanguard Group, Valley Forge, Pennsylvania

Jennifer Cislo, editorial consultant, Middletown, Connecticut

Linda Comerford, communications consultant, Comerford Consulting, Indianapolis, Indiana

- Reva Daniel, writing consultant, Dynamic Business Writing, Clinton, Mississippi
- Gerry Fahey, vice president, Production Services, John Wiley & Sons, Inc., Hoboken, New Jersey
- Don Ferguson, editorial consultant, Knoxville, Tennessee
- Bob Goldhamer, computer consultant, Los Angeles, California
- I. A. Ibrahim, general supervisor, Islam-Guide.com, Riyadh, Saudi Arabia
- Mary Lowe Kennedy, senior editor, The Vanguard Group, Valley Forge, Pennsylvania
- Joseph Kimble, professor and director of legal writing, Thomas Cooley Law School, Lansing, Michigan
- Bernell Lovett, training consultant, Klein, Texas
- Mary MacVey, former director, WD Communications, Woodstock, Vermont
- Dr. Gloria Vacca Mahoney, business training consultant, Pompano Beach, Florida
- Roberta Mantus, editorial consultant, New York, New York
- Barbara McGovern, partner, WD Communications, Red Bank, New Jersey
- Diane Moore, editor, *The Office Professional*, Toronto, Ontario
- Christine Mowat, president, Wordsmith Associates, Edmonton, Alberta
- Mollie Newman, editor, proofreader, writer, Aurora, Colorado
- Sybil Parker, former editor and publisher, McGraw-Hill, New York, New York
- Margaret Sabin, editorial consultant, Montclair, New Jersey
- William E. Slifka, U.S. Postal Service, Portland, Maine
- Phillip S. Sparks, editorial consultant, White Bluff, Tennessee
- Greg Spears, senior editor, The Vanguard Group, Valley Forge, Pennsylvania
- Dr. Jeffrey Stewart, emeritus professor of education, Virginia Polytechnic Institute and State University, Blacksburg, Virginia
- Cherie Tucker, training consultant, GrammarWorks, Seattle, Washington
- Barbara Wallraff, author of *Your Own Words* and *Word Court* and editor of *Copy Editor* newsletter, Brookline, Massachusetts
- Leslie Weber, editor, Chatham, New Jersey
- Marian Younger, instructor, Sage College, Moreno Valley, California

And to my family—to my mother, who gave me my first sense of what language could accomplish (and a good deal more); to Margaret, John, Kate, Chris, and Jim, from whom I have gained much wisdom; and ultimately to my wife Marie, who has made the journey worth the struggle—my thanks and my love.

Suppose you were writing to someone in another department:

I understand you are doing a confidential study of the Bronson matter. May I please get an advance copy of your report [At this point you hesitate. Should this sentence end with a period or a question mark?]

This is the kind of problem that continually comes up. How do you find a fast answer to such questions? In this manual there are several ways to proceed.

Use the Printed Index. A sure way to find the answer you want is to check the detailed index at the back of the manual. This index has more than doubled in size—from 19 pages in the ninth edition to 43 pages in the tenth. In the new index (which contains over 5000 entries), any one of the following entries will lead you to the right punctuation for the problem sentence above:

Periods, **101–109**

Question marks, **110–118**

Requests, **103, 113, 124a,**

...

...

...

at end of requests, **103**

at end of requests, **103, 113**

In each entry a **boldface number** refers to the proper rule, ¶103. If you look up ¶103, you will find that a question mark is the right punctuation for the sentence in question.

In almost all the index entries, references are made to specific rule numbers so that you can find what you are looking for fast. In a few cases, where a page reference will provide a more precise location (for example, when a rule runs on for several pages), a page number is given in lightface type. Suppose you were confronted with this problem:

If you compare the performance records of Catano, Harris, and Williams, you won't find much difference (*between/among*) them.

The index will show the following entries:

among (see *between*, 317) **OR** *between-among*, 317

The entry on page 317 indicates that *between* is correct in this situation.

Use the Electronic Index. This is an even better way to find the answer you're looking for. As you might expect, the electronic index contains all of the items in the printed index. However, it also contains a good deal more. It provides entries for many of the terms and phrases that have been used to illustrate specific rules in the manual—items far too numerous to fit in a printed index. Suppose you were unsure whether or not to capitalize *the* when it precedes *Wall Street Journal*. The electronic index will direct you to ¶324, where you will learn that *the* is capitalized in this particular case.

The electronic index is located on the Gregg Web site, <<http://www.gregg.com>>. For rapid access, install this index on your computer. In that way, if you encounter a problem as you are working at the computer, the index can quickly direct you to the place in the manual where you will find the answer you're looking for.

Use a Fast-Skim Approach. Many users of reference manuals have little patience with detailed indexes. They would rather open the book and skim through the pages until they find what they are looking for. If you prefer this approach, you will find several features of this manual especially helpful.

- The brief topical index on the inside front cover indicates the key paragraphs for each major topic.
- At the start of each section except the appendixes, you will find a detailed list of all the topics covered in that section. This list will help you quickly focus on the rule or rules that pertain to your problem. Suppose the following problem came up:

The only point still at issue is whether or not new *Federal* [or is it *federal*?] legislation is required.

The index on the inside front cover indicates that ¶¶301–366 deal with the topic of capitalization. A fast skim of the outline preceding ¶301 (on page 92) will turn up the entry *Names of Government Bodies* (¶¶325–330). If you turn to that set of rules, you will find in ¶328 that *federal* is the proper form.

- Extensive cross-references have also been provided throughout the manual so that you can quickly locate related rules that could prove helpful. Some cross-references take this form: *See* ¶324; others may read *See also* ¶324. The form *See* ¶324 indicates that ¶324 contains significant information that adds to or qualifies the rule you are currently reading; the word *See* suggests that you really ought to pursue the cross-reference before making a decision. The form *See also* ¶324 carries a good deal less urgency. It indicates that you will find some additional examples in ¶324 and perhaps a restatement of the rule you are currently reading but nothing altogether new. In effect, *See also* suggests that you don't have to pursue the cross-reference if you don't want to—but it couldn't hurt.

Play the Numbers. There is still a third way to find the answer to a specific problem—and this is an approach that will grow in appeal as you become familiar with the organization and the content of the manual. From a fast inspection of the rule numbers, you will observe that they all carry a section number as a prefix. Thus Section 3 (on capitalization) has a “300” series of rules—from 301 to 366; Section 4 (on number style) has a “400” series—from 401 to 470; and so on. Once you become familiar with the section numbers and the section titles, you can find your way around fairly quickly, without reference to either index, by using the section number tabs on the outer edges of all pages. For example, you are about to write the following sentence:

43 percent of the questionnaires have now been returned. [Or should it be “*Forty-three* percent of the questionnaires . . .”?]

If you know that matters of number style are treated in Section 4, you can quickly turn to the pages tabbed for Section 4, where a fast skim of the outline of topics at the start of the section will lead you to the answer in ¶421. *Forty-three percent* is the right answer in this instance.

A familiarity with the section numbers and section titles can also save you time when you are using the index. If your index entry lists several different paragraph numbers, you can often anticipate what the paragraphs will deal with. For example, if you want to know whether to write *5 lb* or *5 lbs* on a purchase order, you might encounter the following entry in the index:

Weights, 429–431, 535–538, 620

If you know that Section 6 deals with plurals, you will try ¶620 first.

Look Up Specific Words or Phrases. Many of the problems that arise deal with specific words or phrases. It is impossible for the manual to anticipate every troublesome word

or phrase that you may encounter. However, if the manual deals with a particular item that concerns you, you are now more likely than ever to locate the place where it is discussed, thanks to the greatly expanded electronic index. Consider the following sentence and decide whether *therefore* should be set off with commas or not.

It is(.) *therefore*(,) essential that operations be curtailed.

A check of the printed or the electronic index will show the following entry:

therefore, **122, 124b, 138-142, 178, 290f, 328, 343**

A reading of the rules in ¶141 will indicate that no commas should be used in this sentence.

Suppose you are not sure whether to use *allusion* or *illusion* in a particular sentence. There is no entry for these words in the printed index, but the electronic index will direct you to page 200, where you will find the two words defined and distinguished.

If you cannot find an entry for a particular word or phrase in either the printed or the electronic index, then skim the list of topics at the beginning of the appropriate section in the manual to locate the sequence of paragraphs most likely to be of help. For example, if you are unsure whether a particular term should be capitalized, check the outline at the start of Section 3 to see which particular set of rules is likely to shed light on your problem. You can also scan the rules and examples in Section 3 until you find something that closely resembles the situation you are grappling with. If you still can't find the answer you need, take advantage of the "Ask the Author" service that is available on the Gregg Web site.

Part

1

Grammar, Usage, and Style

Section 1.	Punctuation: Major Marks.	2
Section 2.	Punctuation: Other Marks.	54
Section 3.	Capitalization	92
Section 4.	Numbers	120
Section 5.	Abbreviations	145
Section 6.	Plurals and Possessives	172
Section 7.	Spelling	193
Section 8.	Compound Words.	214
Section 9.	Word Division	248
Section 10.	Grammar.	254
Section 11.	Usage	308

Section 1

Punctuation: Major Marks

The Period (§§101–109)

At the End of a Statement or Command (§§101–102)

At the End of a Polite Request or Command (§103)

At the End of an Indirect Question (§104)

With Decimals (§105)

In Outlines and Displayed Lists (§§106–107)

With Headings (§108)

A Few Don'ts (§109)

The Question Mark (§§110–118)

To Indicate Direct Questions (§§110–113)

To Indicate Questions Within Sentences (§§114–117)

To Express Doubt (§118)

The Exclamation Point (§§119–121)

To Express Strong Feeling (§§119–120)

With *Oh* and *O* (§121)

The Comma (§§122–175)

Basic Rules for Commas That Set Off (§122)

Basic Rules for Commas That Separate (§§123–125)

With Clauses in Compound Sentences (§§126–129)

With Clauses in Complex Sentences (§§130–132)

 Introductory Dependent Clauses (§130)

 Dependent Clauses Elsewhere in the Sentence (§§131–132)

With Clauses in Compound-Complex Sentences (§§133–134)

With Participial, Infinitive, and Prepositional Phrases (§§135–137)

 Introductory Phrases (§135)

 Phrases at the Beginning of a Clause (§136)

 Phrases Elsewhere in the Sentence (§137)

With Transitional Expressions and Independent Comments (§§138–143)

 At the Beginning of a Sentence (§139)

 At the End of a Sentence (§140)

 Within the Sentence (§141)

 At the Beginning of a Clause (§142)

 With the Adverb *Too* (§143)

- With Interruptions and Afterthoughts (§144)
- With Direct Address (§145)
- With Additional Considerations (§146)
- With Contrasting Expressions (§147)
- With Identifying, Appositive, or Explanatory Expressions (§§148–152)
- With Residence and Business Connections (§153)
- In Dates (§§154–155)
- With *Jr.*, *Sr.*, *Etc.* (§§156–158)
- With *Inc.* and *Ltd.* (§159)
- In Geographic References and Addresses (§§160–161)
- In a Series (§§162–167)
- With Adjectives (§§168–171)
- To Indicate Omitted Words (§172)
- To Indicate Unusual Word Order (§173)
- For Special Emphasis (§174)
- For Clarity (§175)

The Semicolon (§§176–186)

- Between Independent Clauses—*And*, *But*, *Or*, or *Nor* Omitted (§176)
- Between Independent Clauses—*And*, *But*, *Or*, or *Nor* Included (§177)
- With Transitional Expressions (§§178–180)
- With *For Example*, *Namely*, *That Is*, *Etc.* (§§181–183)
 - Before an Independent Clause (§181)
 - At the End of a Sentence (§182)
 - Within a Sentence (§183)
- In a Series (§§184–185)
- With Dependent Clauses (§186)

The Colon (§§187–199)

- Between Independent Clauses (§187)
- Before Lists and Enumerations (§§188–191)
- In Expressions of Time and Proportions (§§192–193)
- In Business Documents (§194)
- In References to Books or Publications (§195)
- Capitalizing After a Colon (§§196–199)

➤ *For definitions of grammatical terms, see the appropriate entries in the Glossary of Grammatical Terms (Appendix D).*

¶ 101

Punctuation marks are the mechanical means for making the meaning of a sentence easily understood. They indicate the proper relationships between words, phrases, and clauses when word order alone is not sufficient to make these relationships clear.

One important caution about punctuation: If you find it particularly hard to determine the appropriate punctuation for a sentence you have written, the chances are that the sentence is improperly constructed. To be on the safe side, recast your thought in a form you can handle with confidence. In any event, do not try to save a badly constructed sentence by means of punctuation.

Section 1 deals with the three marks of terminal punctuation (the period, the question mark, and the exclamation point) plus the three major marks of internal punctuation (the comma, the semicolon, and the colon). All other marks of punctuation are covered in Section 2.

The Period

At the End of a Statement or Command

- 101** a. Use a period to mark the end of a sentence that makes a statement or expresses a command.

A nanosecond is one-billionth of a second.

An ohnosecond is an equally brief moment in which you realize that you goofed in a big way.

I question the need to cut advertising and promotion expenses at this time.

All monthly expense reports must be in by the 10th of the following month.

Make sure that Kate gets to the airport by 10 a.m. (The period that marks the end of the abbreviation also serves to mark the end of the sentence.)

There is no truth to the claim that a grammarian is someone's well-spoken grandmother.

When asked his opinion about a certain book, Abraham Lincoln said, "People who like this sort of thing will find this the sort of thing they like." (For the placement of a period with a closing quotation mark, see ¶247.)

- b. Use a period to mark the end of an *elliptical* (condensed) *expression* that represents a complete statement or command. Elliptical expressions often occur as answers to questions or as transitional phrases.

Yes. No. Of course. Indeed. Been there. Done that. No problem.

Enough on that subject. Now, to proceed to your next point.

- c. Do not confuse elliptical expressions with sentence fragments. An elliptical expression represents a complete sentence. A sentence fragment is a word, phrase, or clause that is incorrectly treated as a separate sentence when it ought to be incorporated with adjacent words to make up a complete sentence.

Great news! Our 36-inch high-definition TV set arrived yesterday. After we had waited for six weeks. (*Great news* is an elliptical expression; it represents a complete sentence, *I have great news*. The clause *After we had waited for six weeks* is a sentence fragment, incorrectly treated as a sentence in its own right; this dependent clause should be linked with the main clause that precedes it.)

REVISED: Great news! Our 36-inch high-definition TV set arrived yesterday, after we had waited for six weeks.

102 The following guidelines will help you decide whether to use one or two spaces following a period at the end of a sentence.

NOTE: These spacing guidelines also apply to any other element that comes at the end of a sentence—for example, a question mark, an exclamation point, a dash, a closing parenthesis, a closing quotation mark, or a superscript (a raised figure or symbol) keyed to a footnote.

a. As a general rule, use one space after the period at the end of a sentence, but switch to two spaces whenever you feel a stronger visual break between sentences is needed. In all cases, the deciding factor should be the appearance of the breaks between sentences in a given document.

NOTE: If you are preparing manuscript on a computer and the file will be used for typesetting, use only one space and ignore the issue of visual appearance.

Also use only one space if the text will have justified margins. As the illustration in ¶102f demonstrates, the use of one space will inevitably create some variation in spacing between sentences; with the use of two spaces, the variation may become excessive. (For additional comments on the use of justified margins, see ¶1344g, note.)

If the manuscript has already been typed with two spaces at the end of every sentence, use the Replace function to change two spaces to one space throughout.

b. When monospace fonts (in which all the characters have exactly the same width) were in wide use, it was traditional to leave two spaces between the period and the start of the next sentence.

This example is set in 10-point Courier, a monospace font. Note the use of two spaces after the period at the end of the previous sentence.

Now that the standards of desktop publishing predominate, the use of only one space after the period is quite acceptable with monospace fonts.

This example is also set in 10-point Courier, a monospace font. Note the use of only one space after the period at the end of the previous sentence.

c. Proportional fonts (in which the width of the characters varies) are now much more commonly used. The standard for proportional fonts has always been the same: use only one space between the period and the start of the next sentence.

d. With some proportional fonts—such as 10-point Times New Roman (the default font for Microsoft Word)—the use of only one space after the period may

¶ 103

not always provide a clear visual break between sentences. Consider these examples:

This example is set in 10-point Times New Roman with proportional spacing. Note that the use of only *one* space does not create much of a visual break between sentences.

This example is also set in 10-point Times New Roman, but it uses *two* spaces after the period. Note the improvement in the visual break.

- e. When an abbreviation ends one sentence and begins the next, the use of one space after the period that ends the sentence may also be inadequate. (The following examples are set in 10-point Garamond.)

Let's plan to meet at 10 a.m. Mr. F. J. Calabrese will serve as the moderator. (Only *one* space follows *a.m.* at the end of the first sentence.)

Let's plan to meet at 10 a.m. Mr. F. J. Calabrese will serve as the moderator. (Note the improvement in the visual break when *two* spaces follow the period at the end of the first sentence.)

- f. If you prepare a document with a justified right margin (so that every line ends at the same point), the width of a single space between sentences can vary from line to line. (The following examples are set in 10-point Arial.)

We need to start lining up speakers right away. Please consider Patricia Cunningham for the keynote address. Frederick Haley could be approached if she is not available. (The single space after the first sentence is less than the single space after the second sentence.)

We need to start lining up speakers right away. Please consider Patricia Cunningham for the keynote address. Frederick Haley could be approached if she is not available. (Although *two* spaces have been inserted at the end of each sentence, the break after the second sentence looks excessive.)

➤ For a summary of guidelines for spacing with punctuation marks, see ¶299.

At the End of a Polite Request or Command

- 103** a. Requests, suggestions, and commands are often phrased as questions out of politeness. Use a period to end this kind of sentence if you expect your reader to respond by *acting* rather than by giving you a yes-or-no answer.

Will you please call us at once if we can be of further help.

Would you please send all bills to my bank for payment while I'm out of the country.

May I suggest that you refer to computer criminals who break into other people's computers as crackers, not hackers. (Hackers are actually dedicated computer programmers.)

If you can't attend the meeting, could you please send someone else in your place.

NOTE: Use a period only when you are sure that your reader is not likely to consider your request presumptuous.

- b. If you are asking a favor or making a request that your reader may be unable or unwilling to grant, use a question mark at the end of the sentence. The question mark offers your reader a chance to say no to your request and helps to preserve the politeness of the situation.

May I ask a favor of you? Could you spare fifteen minutes to tell my son about career opportunities in your company?

Will you be able to have someone in your department help me on the Woonsocket project?

Will you please handle the production reports for me while I'm away?

- c. If you are not sure whether to use a question mark or a period, reword the sentence so that it is clearly a question or a statement; then punctuate accordingly. For example, the sentence directly above could be revised as follows:

Would you be willing to handle the production reports for me while I'm away?

I would appreciate your handling the production reports for me while I'm away.

- d. When you are addressing a request to someone who reports to you, you expect that person to comply. Therefore, a period can properly be used to punctuate such requests. However, since most people prefer to be *asked* to do something rather than be *told* to do it, a question mark establishes a nicer tone and often gets better results. Consider using a question mark when your request to a subordinate involves something beyond the routine aspects of the job.

Will you please let me know what your vacation plans are for the month of August. (Routine request to a subordinate.)

May I ask that you avoid scheduling any vacation time during August this year? I will need your help in preparing next year's forecasts and budgets. (Special request to a subordinate. The question mark suggests that the writer is sensitive to the problems this request could cause.)

NOTE: If you are unwilling to give your subordinate the impression that your request allows for a yes-or-no answer, simply drop the attempt at politeness and issue a straightforward command.

I must ask that you not schedule any vacation time during August this year. I will need your help in preparing next year's forecasts and budgets.

- For a more detailed discussion of requests and the punctuation they require, see Appendix A, pages 588–604.

At the End of an Indirect Question

104 Use a period to mark the end of an indirect question. (See also ¶¶115–116.)

Frank Wilcox has asked whether an exception can be made to our leave-of-absence policy.

The only question she asked was when the report had to be on your desk.

Why Janet Murray left the company so quickly has never been explained.

We know what needs to be done; the question is how to pay for it.

I wonder who defined intuition as the knowledge that your salary won't cover the cost of your children's education.

With Decimals

105 Use a period (without a space before or after it) to separate a whole number from a decimal fraction; for example, \$5.50, 33.33 percent.

¶ 106

In Outlines and Displayed Lists

- 106** Use periods after numbers or letters that enumerate items in an outline or a displayed list—unless the numbers or letters are enclosed in parentheses. Set a tab one or two spaces after these periods in order to achieve an adequate visual break between the numbers or letters and the items that follow on the same line. If you use the automatic numbering feature in Microsoft Word, the program will position the numbers or letters at the left margin and start the text of each item and any turnover lines 0.25 inch from the left margin. (See ¶¶107a, 199c, 222–223, 1345d, 1424f, 1724–1726; for an illustration, see page 575.)

NOTE: Do not use periods after bullets that introduce items in a displayed list. (See ¶¶1345e, 1424g.)

- 107 a.** Use periods after independent clauses, dependent clauses, or long phrases that are displayed on separate lines in a list. Also use periods after short phrases that are essential to the grammatical completeness of the statement introducing the list. (In each of the following examples, the three listed items are all objects of the preposition *on* in the introductory statement.)

Please get me year-end figures *on*:

- a. Domestic sales revenues.
- b. Total operating costs.
- c. Net operating income.

OR: Please get me year-end figures *on*:

- Domestic sales revenues.
- Total operating costs.
- Net operating income.

NOTE: Avoid the use of semicolons and a conjunction when displaying items in a list.

You'll profit from inquiries through:

1. Your toll-free number.
2. A reader service card.
3. A fax-on-demand service.

NOT: You'll profit from inquiries through:

1. Your toll-free number;
2. A reader service card; and
3. A fax-on-demand service.

However, when these items are incorporated in a sentence, treat them as a series (with *and* inserted before the last item). Separate the items in the series with commas (see ¶162) or with semicolons (see ¶¶184–185) as appropriate.

You'll profit from inquiries through (1) your toll-free number, (2) a reader service card, and (3) a fax-on-demand service. (Do not use a colon after *through*. See ¶191c.)

- b.** No periods are needed after short phrases in a list if the introductory statement is grammatically complete (as in the first example below) or if the listed items are like those on an inventory sheet or a shopping list.

The handheld computers in this price range offer the following features:

- 8 MB of RAM
- Rechargeable lithium battery
- Backlit display

When you next order office supplies, please include:

- Toner cartridge for laser printer
- Pack of padded mailing bags (10½" x 15")
- 300 address labels for laser printer
- 4 surge protectors
- 12 yellow highlighters
- 25 hanging file folders

- c. Note that a colon should be used after the element that introduces a displayed list, whether that element is a grammatically complete sentence or only a phrase. (See ¶¶189, 191c.)
- d. In a displayed list, note that the first word of each item should begin with a capital letter (see ¶301e). It is acceptable, of course, to begin an item with a figure (see the examples in *b* on page 8). For additional examples of displayed lists, see ¶¶199c, 1345c–e, 1424e–g, 1721.

With Headings

- 108** a. Use a period after a *run-in heading* (one that begins a paragraph and is immediately followed by text matter on the same line) unless some other mark of punctuation, such as a question mark, is required.

Insuring Your Car. Automobile insurance is actually a package of six different types of coverage. . . .

How Much Will It Cost? How much automobile insurance will cost you depends on your driving record, your age, and how much shopping . . .

- b. Omit the period if the heading is *freestanding* (displayed on a line by itself). However, retain a question mark or an exclamation point with a freestanding head if the wording requires it.

TAX-SAVING TECHNIQUES

Create Nontaxable Income

One of the easiest ways to reduce your tax bill is to invest in municipal bonds. Since the interest payable on these bonds is nontaxable, investing in municipals has become one of the most popular ways to avoid . . .

Is It Legal?

Investing your money so as to avoid taxes is perfectly legal. It is quite different from tax evasion, which is a deliberate attempt to . . .

NOTE: A period follows a run-in expression like *Table 6*, even though the heading as a whole is freestanding.

Table 6. SALARY RANGES Figure 2-4. Departmental Staff Needs

- c. When using a period or some other mark of punctuation after a run-in heading or a run-in expression (like those illustrated in *a* and *b* above), leave one or two spaces after the punctuation mark as needed to achieve an adequate visual break at that point. (See ¶102.)
- *For the treatment of headings in reports and manuscripts, see ¶1425; for the treatment of headings in tables, see ¶¶1617–1620.*

A Few Don'ts

- 109** Don't use a period:

- a. After letters used to designate persons or things (for example, *Client A*, *Class B*, *Grade C*, *Brand X*). **EXCEPTION:** Use a period when the letter is the initial of a person's last name (for example, *Mr. A.* for *Mr. Adams*).
- b. After contractions (for example, *cont'd*; see ¶505).

¶ 110

- c. After ordinals expressed in figures (*1st, 2d, 3d, 4th*).
- d. After roman numerals (for example, *Volume I, David Weild III*).

EXCEPTION: Periods follow roman numerals in an outline. (See ¶¶223, 1725–1726.)

➤ *Periods with abbreviations:* see ¶¶506–513, 515.

Periods with brackets: see ¶296a.

Periods with dashes: see ¶¶213, 214a, 215a.

Periods with parentheses: see ¶¶224c, 225a, 225c, 226c.

Periods with quotation marks: see ¶¶247, 252, 253a, 257–259.

Three spaced periods (ellipsis marks): see ¶¶275–281, 291, 299o.

Spacing with periods: see ¶¶299a, 1433e.

The Question Mark

To Indicate Direct Questions

- 110** a. Use a question mark at the end of a direct question. Leave one or two spaces between the question mark and the start of the next sentence. (See ¶102. For a summary of guidelines on spacing with punctuation marks, see ¶299.)

Will you be able to meet with us after 5 p.m.?

Either way, how can we lose?

Mark Twain wrote, "Why do you sit there looking like an envelope without any address on it?"

(For the placement of a question mark with a closing quotation mark, see ¶249.)

NOTE: Be sure to place the question mark at the *end* of the question.

How do you account for this entry: "Paid to E. M. Johnson, \$300"?

(**NOT:** How do you account for this entry? "Paid to E. M. Johnson, \$300.")

➤ *For the punctuation of indirect questions, see ¶104.*

- b. Use a question mark (or, for special emphasis, an exclamation point) after a *rhetorical question*, a question to which no reply is expected.

Who came up with the idea of replacing the term *e-mail* with *e-pistle*?

Who wouldn't snap up an opportunity like that? (See also ¶119b.)

Wouldn't you rather be stuck in the sands of Florida this winter than in the snowdrifts of New England?

Isn't it incredible that people could fall for a scheme like that?

OR: Isn't it incredible that people could fall for a scheme like that!

NOTE: If the first clause of a compound sentence is a rhetorical question and the second clause is a statement, use a period to end the sentence.

Why don't you look at the attached list of tasks, and then let's discuss which ones you would like to take on.

Why not rent a house here for the summer, and then you'll know whether this is the place where you'd like to retire.

- 111** a. Use a question mark at the end of an *elliptical* (condensed) *question*, that is, a word or phrase that represents a complete question.

Marion tells me that you are coming to the Bay Area. When? (The complete question is, "When are you coming?")

NOTE: When a single word like *how*, *when*, or *why* is woven into the flow of a sentence, capitalization and special punctuation are not usually required.

The questions we need to address at our next board meeting are not *why* or *whether* but *how* and *when*.

- b.** Punctuate complete and elliptical questions separately, according to your meaning.

When will the job be finished? In a week or two?

(**NOT:** When will the job be finished in a week or two?)

Where shall we meet? At the airport? (With this punctuation, the writer allows for the possibility of meeting elsewhere.)

Where shall we meet at the airport? (With this punctuation, the writer simply wants to pinpoint a more precise location within the airport.)

- 112** Use a question mark at the end of a sentence that is phrased like a statement but spoken with the rising intonation of a question.

You expect me to believe this story? He still intends to proceed?

Surely you can't be serious about what you said to the CEO yesterday?

- 113** A request, suggestion, or command phrased as a question out of politeness may not require a question mark. (See ¶103.)

To Indicate Questions Within Sentences

- 114 a.** When a short direct question falls *within a sentence*, set the question off with commas and put a question mark at the end of the sentence.

I can alter the terms of my will, *can't I*, whenever I wish?

It's true, *is it not*, that you had no intention of staying on until the end of the year?

- b.** When a short direct question falls *at the end of a sentence*, use a comma before it and a question mark after it.

We aren't obligated to attend the meeting, *are we*?

You haven't understood a word I've said, *have you*?

Rachel is going to be named head of the Paris office, *isn't she*?

You forgot to make the hotel reservations, *didn't you*?

You were headed south on I-95, *is that correct*?

I'm correct in assuming you'll finish the job on schedule, *aren't I*? (The idiomatic expression *aren't I*—which uses a third-person plural verb, *are*, with a first-person singular pronoun, *I*—is acceptable in informal writing and speech. In formal situations, use *am I not*.)

- c.** Short questions falling within a sentence may also be set off with dashes or parentheses in place of commas. (See ¶¶214b, 224d.)

NOTE: Questions of this type are often referred to as “tag or echo questions.”

- 115** When a longer direct question comes *at the end of a sentence*, it starts with a capital letter and is preceded by a comma or a colon. The question mark that ends the question also serves to mark the end of the sentence.

NOTE: In the following examples and in ¶116, notice how a simple shift in word order converts a direct question to an indirect question. When the verb precedes the subject (*shall we*, *can we*), the question is *direct*. When the verb follows the subject (*we shall*, *we can*), the question is *indirect*.

¶116

The key question is, *Whom shall we nominate for next year's election?*

This is the key question: *Whom shall we nominate for next year's election?* (Use a colon if the introductory material is an independent clause.)

BUT: We now come to the key question of whom *we shall* nominate for next year's election. (An indirect question requires no special punctuation or capitalization.)

OR: We now come to the key question of whom to nominate for next year's election.

- 116** When a longer direct question comes *at the beginning of a sentence*, it is followed by a question mark (for emphasis) or simply a comma.

How *can* we achieve these goals? is the next question. (Leave one space after a question mark within a sentence.)

OR: How *can* we achieve these goals, is the next question.

BUT: How *we can* achieve these goals is the next question. (Indirect question; no special punctuation is needed. See ¶115, note.)

- 117 a.** A series of brief questions at the end of a sentence may be separated by commas or (for emphasis) by question marks. Do not capitalize the individual questions.

Who will be responsible for drafting the proposal, obtaining comments from all the interested parties, preparing the final version, and coordinating the distribution of copies? (As punctuated, this sentence implies that one person may be asked to perform all these tasks.)

OR: Who will be responsible for drafting the proposal? obtaining comments from all the interested parties? preparing the final version? coordinating the distribution of copies? (As punctuated, this sentence implies that different people may be asked to perform each task.)

NOTE: Leave one space after a question mark within a sentence and one or two spaces after a question mark at the end of a sentence. (See ¶102. For complete guidelines on spacing with punctuation marks, see ¶299.)

- b.** The brief questions in *a* above are all related to the same subject and predicate (*Who will be responsible for*). Do not confuse this type of sentence pattern with a series of independent questions. Each independent question starts with a capital letter and ends with a question mark.

Before you accept the job offer, think about the following: Will this job give you experience relevant to your real career goal? Will it permit you to keep abreast of the latest technology? Will it pay what you need?

NOTE: Leave one or two spaces after a question mark that marks the end of an independent question. (See ¶102. For complete guidelines on spacing with punctuation marks, see ¶299.)

- c.** Independent questions in a series are often elliptical expressions. (See ¶111.)

Has Walter's loan been approved? *When? By whom? For what amount?* (In other words: *When* was the loan approved? *By whom* was the loan approved? *For what amount* was the loan approved?)

(NOT: Has Walter's loan been approved, when, by whom, and for what amount?)

To Express Doubt

- 118** A question mark enclosed in parentheses may be used to express doubt or uncertainty about a word or phrase within a sentence. Do not insert any space before the opening parenthesis; leave one space after the closing parenthesis unless another mark of punctuation is required at that point.

He joined the firm after his graduation from Columbia Law School in 1999(?).

NOTE: When dates are already enclosed within parentheses, question marks may be inserted as necessary to indicate doubt.

the explorer Verrazano (1485?–1528?)

➤ *Question marks with dashes:* see ¶¶214b, 215a.

Question marks with parentheses: see ¶¶224d, 225a, 225d, 226c.

Question marks with quotation marks: see ¶¶249, 252, 254, 257–259, 261.

Spacing with question marks: see ¶¶299b, 1433e.

The Exclamation Point

The exclamation point is an emotional mark of punctuation that is most often found in sales and advertising copy. Like the word *very*, it loses its force when overused, so avoid using it wherever possible.

To Express Strong Feeling

- 119** a. Use an exclamation point at the end of a sentence (or an elliptical expression that stands for a sentence) to indicate enthusiasm, surprise, disbelief, urgency, or strong feeling. Leave one or two spaces between the exclamation point and the start of the next sentence. (See ¶102. For complete guidelines on spacing with punctuation marks, see ¶299.)

Yes! We're selling our entire inventory below cost! Doors open at 9 a.m.! Ta-da!

Let's roll! No! I don't believe it! Hang in there! Incredible! Yesss!

Sign on the door of a veterinarian's office: Be back in 5 minutes. Sit! Stay!

When I told Sid what had happened, all he said was, "You've got to be kidding!" (For the placement of an exclamation point with a closing quotation mark, see ¶249.)

- b. An exclamation point may be used in place of a question mark to express strong feeling. (See also ¶110b.)

How could you do that! What made you think I'd welcome a call at 2:30 a.m.!

What did I tell you!

- c. The exclamation point may be enclosed in parentheses and placed directly after a word that the writer wants to emphasize. Do not insert any space before the opening parenthesis, and leave one space after the closing parenthesis unless another mark of punctuation is required at that point.

We won exclusive(!) distribution rights in the Western Hemisphere.

- 120** a. A single word may be followed by an exclamation point to express intense feeling. The sentence that follows it is capitalized and punctuated as usual.

Congratulations! Your summation at the trial was superb.

- b. When a word is repeated for emphasis, an exclamation point should follow each repetition.

Going! Going! Our bargains are almost gone!

- c. When exclamations are mild, a comma or a period is sufficient.

Well, well, things could be worse.

No. I won't accept those conditions.

¶ 121

With *Oh* and *O*

121 The exclamation *oh* may be followed by either an exclamation point or a comma, depending on the emphasis desired. It is capitalized only when it starts a sentence. The capital *O*, the sign of direct address, is not usually followed by any punctuation.

Oh! I didn't expect that!

Oh, what's the use?

O Lord, help me!

O America, where are you headed?

Do you know the words to "O Canada"?

➤ *Exclamation point with dashes: see ¶¶208, 214b, 215a.*

Exclamation point with parentheses: see ¶¶224d, 225a, 225d, 226c.

Exclamation point with quotation marks: see ¶¶249, 252, 254, 257–259, 261.

Spacing with exclamation points: see ¶¶299b, 1433e.

The Comma

The comma has two primary functions: it *sets off* nonessential expressions that interrupt the flow of thought from subject to verb to object or complement, and it *separates* elements within a sentence to clarify their relationship to one another. Two commas are typically needed to set off, but only a single comma is needed to separate.

The following paragraphs (¶¶122–125) present an overview of the rules governing the use of the comma. For a more detailed treatment of the specific rules, see ¶¶126–175. For a perspective on the rules for using the comma, see the essay in Appendix A, pages 594–596.

Basic Rules for Commas That Set Off

122 Use commas to set off *nonessential expressions*—words, phrases, and clauses that are not necessary for the meaning or the structural completeness of the sentence.

IMPORTANT NOTE: In many sentences you can tell whether an expression is nonessential or essential by trying to omit the expression. If you can leave it out without affecting the meaning or the structural completeness of the sentence, the expression is nonessential and should be set off by commas.

NONESSENTIAL: Let's get the advice of Harry Stern, *who has in-depth experience with all types of personal computers.* (When a specific person is named, the *who* clause provides welcome but nonessential information.)

ESSENTIAL: Let's get the advice of someone *who has in-depth experience with all types of personal computers.* (Without the *who* clause, the meaning of the sentence would be incomplete.)

NONESSENTIAL: There is, *no doubt,* a reasonable explanation for his behavior at the board meeting. (The phrase *no doubt* is nonessential, because it can be omitted without affecting the structural completeness of the sentence.)

ESSENTIAL: There is *no doubt* about her honesty (Without *no doubt*, the structure of the sentence would be incomplete.)

However, in other sentences the only way you can tell whether an expression is nonessential or essential is by the way you would say it aloud. If your voice tends to *drop* as you utter the expression, it is nonessential; if your voice tends to *rise*, the expression is essential.

NONESSENTIAL: Finch and Helwig would prefer, *therefore*, to limit the term of the agreement to two years.

ESSENTIAL: Finch and Helwig would *therefore* prefer to limit the term of the agreement to two years.

➤ For additional examples, see ¶141, note.

- a. Interrupting Elements.** Use commas to set off words, phrases, and clauses when they break the flow of a sentence from subject to verb to object or complement. (See also ¶¶144–147.)

We can deliver the car on the day of your husband's birthday or, *if you wish*, on the Saturday before then. (When this sentence is read aloud, notice how the voice drops on the nonessential expression *if you wish*.)

They have sufficient assets, *don't they*, to cover these losses? (See ¶114a.)

Let's take advantage of the special price and order, *say*, 200 reams this quarter instead of our usual quantity of 75.

Mary Cabrera, *rather than George Spengler*, has been appointed head of the New Albany office.

BUT: Mary Cabrera has been appointed head of the New Albany office *rather than George Spengler*. (The phrase is not set off when it does not interrupt.)

- b. Afterthoughts.** Use commas to set off words, phrases, or clauses loosely added onto the end of a sentence. (See also ¶144a.)

Send us your check as soon as you can, *please*.

Grant promised to share expenses with us, *if I remember correctly*.

It is not too late to place an order, *is it?* (See ¶114b.)

Our CEO prefers to think of last year's sales results as "an incomplete success," *not as a failure*. (For the placement of a comma with a closing quotation mark, see ¶247.)

- c. Transitional Expressions and Independent Comments.** Use commas to set off transitional expressions (like *however*, *therefore*, *on the other hand*) and independent comments (like *obviously*, *in my opinion*, *of course*) when they interrupt the flow of the sentence. Do not set these elements off, however, when they are used to emphasize the meaning; the voice goes up in such cases. In the examples that follow, consider how the voice drops when the expression is nonessential and how it rises when the expression is essential. (See also ¶¶138–143.)

NONESSENTIAL: We are determined, *nevertheless*, to finish on schedule.

ESSENTIAL: We are *nevertheless* determined to finish on schedule.

NONESSENTIAL: It is, *of course*, your prerogative to change your mind. (Here the voice rises on *is* and drops on *of course*.)

ESSENTIAL: It is *of course* your prerogative to change your mind. (Here the voice rises on *of course*.)

- d. Descriptive Expressions.** When descriptive expressions *follow* the words they refer to and provide additional but nonessential information, use commas to set them off. (See also ¶¶148–153.)

NONESSENTIAL: His most recent article, "*How to Make a Profit With High-Tech Investments*," appeared in the June 1 issue of *Forbes*. (*His most recent* indicates which article is meant; the title gives additional but nonessential information.)

ESSENTIAL: The article "*How to Make a Profit With High-Tech Investments*" appeared in the June 1 issue of *Forbes*. (Here the title is needed to indicate which article is meant.)

¶ 123

NONESSENTIAL: Thank you for your letter of April 12, *in which you questioned our discount terms.* (The date indicates which letter; the *in which* clause gives additional information. See ¶152.)

ESSENTIAL: Thank you for your letter *in which you questioned our discount terms.* (Here the *in which* clause is needed to indicate which letter is meant.)

- e. **Dates.** Use commas to set off the year in complete dates (for example, Sunday, June 4, 2006, . . .). (See also ¶¶154–155.)
- f. **Names.** Use commas to set off abbreviations that follow a person's name (Julie Merkin, *Ph.D.*, announces the opening . . .) and to set off names of states or countries following city names (Rye, *New York*, will host . . .). In personal names and company names, the trend is not to set off elements like *Jr.*, *Sr.*, *III*, *Inc.*, or *Ltd.* (for example, *Guy Tracy Jr.* and *Redd Inc.*); however, individual preferences should be respected when known. (See also ¶¶156–159.)

Basic Rules for Commas That Separate

123 Use a single comma:

- a. To separate the two main clauses in a compound sentence when they are joined by *and*, *but*, *or*, or *nor*. (See also ¶¶126–129.)

Money doesn't buy happiness, *but* some people think it upgrades despair beautifully.

The Spanish word *esposos* means "husbands," *and* the Spanish word *esposas* means "wives." (Unfortunately, *esposas* is also the Spanish word for "handcuffs.")

- b. To separate three or more items in a series—unless all the items are joined by *and* or *or*. (See also ¶¶162–167.)

It takes time, effort, *and* a good deal of money.

BUT: It takes time *and* effort *and* a good deal of money.

- c. To separate two or more adjectives that modify the same noun. (See also ¶¶168–171.)

We need to mount an *exciting, hard-hitting* ad campaign.

- d. To separate the digits of numbers into groups of thousands.

Sales projections for the Southern Region next year range between \$900,000 and \$1,000,000.

NOTE: The comma is now commonly omitted in four-digit whole numbers (1000 through 9999) except in columns with larger numbers that require commas. (See also ¶461a, note.)

- e. To indicate the omission of key words or to clarify meaning when the word order is unusual. (See also ¶¶172, 173, 175.)

Half the purchase price is due on delivery of the goods; the balance, in three months. (The comma here signifies the omission of *is due*.)

What will happen, we don't know. (The comma here helps the reader cope with the unusual word order; it separates the object, *What will happen*, from the subject, *we*, which follows.)

124 Use a single comma after *introductory elements*—items that begin a sentence and come before the subject and verb of the main clause.

Yes, we can. *Well*, that depends. (Introductory words.)

Taking all the arguments into consideration, we have decided to modernize these facilities rather than close them down. (Introductory participial phrase.)

To determine the proper mix of ingredients for a particular situation, see the table on page 141.
(Introductory infinitive phrase)

Before we can make a final decision, we will need to run another cost-profit analysis.
(Introductory dependent clause.)

- a. Use a comma after an *introductory request or command*.

Look, we've been through tougher situations before.

You see, the previous campaigns never did pan out.

Please remember, all expense reports must be on my desk by Friday.

BUT: Please remember that all . . . (When *that* is added, *please remember* becomes the main verb and is no longer an introductory element.)

- b. Commas are not needed after *ordinary introductory adverbs or short introductory phrases* that answer such questions as:

WHEN: tomorrow, yesterday, recently, early next week, in the morning, soon, in five years, in 2009

HOW OFTEN: occasionally, often, frequently, once in a while

WHERE: here, in this case, at the meeting

WHY: for that reason, because of this situation

However, commas are used after introductory adverbs and phrases:

- (1) When they function as *transitional expressions* (such as *well, therefore, however, for example, in the first place*), which provide a transition in meaning from the previous sentence.
- (2) When they function as *independent comments* (such as *in my opinion, by all means, obviously, of course*), which express the writer's attitude toward the meaning of the sentence. (See also ¶¶138–142.)

In the morning things may look better. (Short prepositional phrase telling *when*; no comma needed.)

In the first place, they don't have sufficient capital. (Transitional expression; followed by comma.)

In my opinion, we ought to look for another candidate. (Independent comment; followed by comma.)

Recently we had a request for information on school enrollment trends. (Introductory adverb telling *when*; no comma needed.)

Consequently, we'll have to cancel the contract. (Transitional expression; followed by comma.)

Obviously, the request will have to be denied. (Independent comment; followed by comma.)

NOTE: Many writers use commas after *all* introductory elements to avoid having to analyze each situation.

125 Separating commas are often improperly used in sentences. In the following examples the diagonal marks indicate points at which single commas *should not* be used.

- a. Do not separate a subject and its verb.

The person she plans to hire for the job/ is Peter Crotty.

BUT: The person she plans to hire for the job, *I believe*, is Peter Crotty. (Use two commas to set off an interrupting expression.)

Whether profits can be improved/ depends on several key variables. (Noun clause as subject.)

Anyone who contributes/ does so for a good reason.

BUT: *Anyone who contributes*, contributes to a most worthy cause. (In special cases like this, a comma may be required for clarity. See also ¶175b.)

Continued on page 18

¶ 125

- b.** Do not separate a verb and its object or complement.

The test mailing *has not produced/ the results* we were hoping for. (Verb and object.)

Mrs. Paterra *will be/ the company's new director of marketing.* (Verb and complement.)

The equipment *is/ easy to operate, inexpensive to maintain, and built to give reliable service for many years.* (Verb and complement.)

Rebecca Hingham *said/ that the research data would be on your desk by Monday morning.* (Noun clause as object.)

BUT: Rebecca Hingham *said, "The research data will be on your desk by Monday morning."* (A comma ordinarily follows a verb when the object is a direct quotation. See also ¶256a.)

The question we really need to address is, *Do we have a better solution to propose?* (A comma also follows a verb when the object or complement is a direct question. See also ¶115.)

- c.** Do not separate an adjective from a noun that follows it.

The project requires a highly motivated, research-oriented, *cost-conscious/ manager.*

- d.** Do not separate a noun and a prepositional phrase that follows.

The *board of directors/ of the Fastex Corporation* will announce its decision by the end of next week.

BUT: The board of directors, *of necessity,* must turn down the merger at this time. (Use *two* commas to set off an interrupting expression.)

- e.** Do not separate a coordinating conjunction (*and, but, or, or nor*) and the following word.

I tried to tell Jeff not to sign that contract, *but/ he* wouldn't listen.

You can read the draft of the division's medium-range plan now *or/ when* you get home tonight.

BUT: You can read the draft of the division's medium-range plan now *or, if you prefer,* when you get home tonight. (Use *two* commas to set off an interrupting expression.)

- f.** Do not separate *two* words, phrases, or clauses that are joined by a coordinating conjunction.

These letters/ and those from Mr. Day should be shown to Ann Poe. (Two subjects.)

He may go on to graduate school at *Stanford/ or Harvard.* (Two objects of the preposition *at*.)

I *have just read Ms. Berkowitz's proposal/ and find it extremely well done.* (Two predicates. See also ¶127.)

We hope *that you will visit our store soon/ and that you will find the styles you like.* (Two noun clauses serving as objects of the verb *hope*.)

The CEO plans *to visit the Western Region/ and call personally on the large accounts that have stopped doing business with us.* (Two infinitive phrases serving as objects of the verb *plans*.)

BUT: *Frank Albano will handle the tickets, and Edna Hoehn will be responsible for publicity.* (A comma separates two independent clauses joined by a coordinating conjunction. See ¶126.)

If you need special assistance with your orders or if we can help you in any other way, please call us at 1-888-555-1234. (Two dependent clauses preceding the main clause. See also ¶130a, note.)

NOTE: When the main verb in a sentence is followed by two long phrases or clauses that are joined by a coordinating conjunction, the sentence could become unwieldy and lose some clarity without any punctuation between the two elements. The solution is not to insert a comma before the conjunction but to consider (1) converting the second long element into a separate sentence or (2) inserting parenthetical numbers or letters before each element to preserve the clarity of the sentence.



CONFUSING: We hope that you will visit the new store that we plan to open in the Westport Mall early next month and that you will find styles you like when you browse through our greatly expanded selection of clothes. (Resist the temptation to insert a comma before *and* in an effort to make the sentence clearer.)

BETTER: We hope that you will visit the new store that we plan to open in the Westport Mall early next month. Moreover, we hope that you will find styles you like when you browse through our greatly expanded selection of clothes.

The following rules (¶¶126–137) deal with the punctuation of clauses and phrases in sentences.

With Clauses in Compound Sentences

- 126** a. When a compound sentence consists of *two* independent clauses joined by a coordinating conjunction (*and*, *but*, *or*, or *nor*), place a separating comma before the conjunction. (For an exception, see ¶129.)

Mrs Fenster noticed a small discrepancy in the figures, *and* on that basis she decided to reanalyze the data.

BUT: Mrs. Fenster noticed a small discrepancy in the figures *and* on that basis decided to reanalyze the data. (See ¶127a-b.)

Show this proposal to Mr. Flono, *and* ask him for his reaction. (See ¶127c.)

Either we step up our promotion efforts, *or* we must be content with our share of the market.

Not only were we the developers of this process, *but* we were the first to apply it successfully.

- b. For special effect, the comma before the coordinating conjunction can be replaced by a period, a question mark, or an exclamation point. The coordinating conjunction is then capitalized, and the second independent clause is treated as a separate sentence. However, this treatment, if overused, can lose its effectiveness very quickly. (See page 314 for a usage note on *and*.)

Is it self confidence that makes you successful? Or is it success that makes you self confident?

I told Callahan that we would not reorder unless he cut his prices by 20 percent. And he did.

NOTE: Do not insert a comma directly after the coordinating conjunction unless a parenthetical element begins at that point.

I told Callahan that we would not reorder unless he cut his prices by 20 percent. And, to my total amazement, he did.

- c. When a compound sentence consists of *three* or more independent clauses, punctuate this series like any other series. (See also ¶162.)

Bob can deal with the caterer, Nora can handle publicity, and I can take care of the rest.

- 127** Do not confuse a *compound sentence* with a simple sentence containing a *compound predicate*.

- a. A *compound sentence* contains at least two independent clauses, and each clause contains a subject and a predicate.

Barbara just got her master's, and she is now looking for a job in sales.

- b. A sentence may contain one subject with a *compound predicate*, that is, two predicates connected by a coordinating conjunction. In such sentences no comma separates the two predicates.

¶ 128

Barbara *just got her master's and is now looking for a job in sales.* (When *she* is omitted from the previous example, the sentence becomes a simple sentence with a compound predicate.)

Ogleby *not only wants a higher discount but also demands faster turnarounds on his orders.* (Compound predicate; no comma before *but*.)

BUT: Ogleby *not only wants a higher discount, but he also demands faster turnarounds on his orders.* (When *he* is inserted as the subject of the second predicate, the sentence becomes a compound sentence and a comma should be inserted before *but*.)

➤ For a usage note on *not only . . . but also*, see ¶1081b, note.

- c. When one or both verbs are in the imperative and the subject is not expressed, treat the sentence as a compound sentence and use a comma between the clauses.

Please look at the brochure I have enclosed, and then get back to me if you have additional questions.

You may not be able to get away right now, but *do plan* to stay with us whenever you find the time.

Call Ellen Chen sometime next week, and ask her whether she will speak at our conference next fall.

BUT: *Call Ellen Chen and ask her whether she will speak at our conference next fall.* (Omit the comma if either clause is short. See ¶129.)

- d. When nonessential elements precede the second part of a *compound predicate*, they are treated as interrupting expressions and are set off by two commas. When these same expressions precede the second clause of a *compound sentence*, they are treated as introductory expressions and are followed by one comma.

We can bill you on our customary terms or, if you prefer, can offer you our new deferred payment plan. (Interrupting expression requires two commas.)

We can bill you on our customary terms, or if you prefer, we can offer you our new deferred payment plan. (Introductory expression requires one comma.)

Frank Bruchman went into the boardroom and, without consulting his notes, proceeded to give the directors precise details about our financial situation. (Interrupting expression.)

Frank Bruchman went into the boardroom, and without consulting his notes, he proceeded to give the directors precise details about our financial situation. (Introductory expression.)

➤ See also ¶¶131c, 136a, 142.

- 128** Do not use a comma between two independent clauses that are not joined by a coordinating conjunction (*and*, *but*, *or*, or *nor*). This error of punctuation is known as a *comma splice* and produces a *run-on sentence*. Use a semicolon, a colon, or a dash (whichever is appropriate), or start a new sentence. (See ¶¶176, 187, 204–205.)

WRONG: Please review these spreadsheets quickly, I need them back tomorrow.

RIGHT: Please review these spreadsheets quickly; I need them back tomorrow.

OR: Please review these spreadsheets quickly. I need them back tomorrow.

- 129** If either clause of a compound sentence is short, the comma may be omitted before the conjunction.

Their prices are low and their service is efficient.

I would help you but I don't have the time.

Please initial these forms and return them by Monday.

Consider leasing and see whether it costs less in the long run than buying.

Consider whether leasing costs more than buying and then decide.

NOTE: Make sure that the omission of a comma does not lead to confusion.

CLEAR: Please don't litter and recycle whenever possible.

CONFUSING: Please don't litter and recycle whenever possible. (Without a comma after *litter*, the sentence could seem to be saying, "... and please don't recycle whenever possible.")

With Clauses in Complex Sentences

A complex sentence contains one independent clause and one or more dependent clauses. *After*, *although*, *as*, *because*, *before*, *if*, *since*, *unless*, *when*, and *while* are among the words most frequently used to introduce dependent clauses. (See ¶132 for a longer list.)

130 Introductory Dependent Clauses

- a. When a dependent clause precedes the independent clause, separate the clauses with a comma.

Before we can make a decision, we must have all the facts.

When you read the Weissberg study, look at Appendix 2 first.

If they had invested more carefully, they could have avoided bankruptcy.

Because my itinerary gives me no free time, I see no way to fit in a lunch with the Kellys.

After we have studied all aspects of the complaint, we will make a recommendation.

BUT: *Only after we have studied all aspects of the complaint* will we make a recommendation. (No comma follows the introductory clause when the word order in the main clause is abnormal. Compare the abnormal *will we make* here with the normal *we will make* in the preceding example.)

NOTE: When two dependent clauses both modify the main clause that follows, do not use a comma to separate the dependent clauses. Insert a comma only before the main clause.

If you send us your résumé in advance and you bring in a portfolio showing samples of your work, we will be glad to set up an interview for you during the last week of this month. (Do not insert a comma after *advance*. A coordinating conjunction—in this case *and*—is all that is needed to connect the two dependent clauses that both modify the main clause.)

- b. Be sure you can recognize an introductory dependent clause, even if some of the essential words are omitted from the clause. (Such constructions are known as *elliptical clauses*.)

Whenever possible, he leaves his office by six. (Whenever it is possible, . . .)

If so, I will call you tomorrow. (If that is so, . . .)

Should you be late, just call to let me know. (If you should be late, . . .)

- c. Do not use a comma after an introductory clause when it serves as the *subject* of a sentence.

Whoever you nominate will have my support. (Introductory clause as subject.)

BUT: *Whoever you nominate*, I will support. (Introductory clause as object.)

That the firm must be reorganized is no longer questioned. (Introductory clause as subject.)

BUT: *That the firm must be reorganized*, I no longer question. (Introductory clause as object.)

Whatever Helen decides to do is no concern of mine. (Introductory clause as subject.)

BUT: *Whatever Helen decides to do*, she needs some professional advice. (Introductory clause as adverb.)

¶131

- d. Sentences like those shown in ¶130a–c are often introduced by an expression such as *he said that*, *she believes that*, or *they know that*. In such cases use the same punctuation as prescribed in a–c.

Liz believes that *before we can make a decision*, we must have all the facts. (A separating comma follows the dependent clause, just as if the sentence began with the word *Before*. No comma precedes the dependent clause, because it is considered introductory, not interrupting.)

I think that *when you read the Weissberg study*, you will gain a new perspective on the situation.

Harry says that *whenever possible*, he leaves his office by six.

Everyone knows that *whomever you nominate* will have my support in the next election.

BUT: He said that, as *you may already know*, he was planning to take early retirement. (Two commas are needed to set off an interrupting dependent clause. See also ¶131c.)

131 Dependent Clauses Elsewhere in the Sentence

When a dependent clause *follows* the main clause or *falls within* the main clause, commas are used or omitted depending on whether the dependent clause is essential (restrictive) or nonessential (nonrestrictive).

- a. An *essential* clause is necessary to the meaning of the sentence. Because it *cannot be omitted*, it should not be set off by commas.

Mrs. Foy said *that she would send us an advance program*. (Tells what was said.)

Basil is so disorganized *that his left hand doesn't even know what his left hand is doing*. (Tells to what extent.)

- b. A *nonessential* clause provides additional descriptive or explanatory detail. Because it *can be omitted* without changing the meaning of the sentence, it should be set off by commas.

Compare the following examples:

ESSENTIAL: The person *who used to be Englund's operations manager* is now doing the same job for Jenniman Brothers. (Tells which person.)

NONESSENTIAL: George Pedersen, *who used to be Englund's operations manager*, is now doing the same job for Jenniman Brothers. (The name indicates which person; the *who* clause simply gives additional information.)

ESSENTIAL: The Pennington bid arrived *after we had made our decision*. (Tells when.)

NONESSENTIAL: The Pennington bid arrived on Tuesday, *after we had made our decision*. (*Tuesday* tells when; the *after* clause simply adds information.)

ESSENTIAL: Damato's suggestion *that we submit the issue to arbitration* may be the only sensible alternative. (Tells which of Damato's suggestions is meant.)

NONESSENTIAL: Damato's latest suggestion, *that we submit the issue to arbitration*, may be the only sensible alternative. (*Latest* tells which of Damato's suggestions is meant; the *that* clause is not essential. See ¶1062c.)

- c. A dependent clause occurring within a sentence must always be set off by commas when it *interrupts* the flow of the sentence.

We can review the wording of the announcement over lunch or, *if your time is short*, over the phone.

Please tell us when you plan to be in town and, *if possible*, where you will be staying. (The complete dependent clause is *if it is possible*.)

Senator Hemphill, *when offered the chance to refute his opponent's charges*, said he would respond at a time of his own choosing.



Ann Kourakis is the type of person who, *when you need help badly*, will be the first to volunteer. If, *when you have weighed the alternatives*, you choose one of the models that cost over \$500, we can arrange special credit terms for you.

BUT: He said that *if we choose one of the models that cost over \$500*, his company can arrange special credit terms for us. (See ¶130d for dependent clauses following *he said that*, *she knows that*, and similar expressions.)

132 The following list presents the words and phrases most commonly used to introduce dependent clauses. For most of these expressions two sentences are given: one containing an essential clause and one a nonessential clause. In a few cases only one type of clause is possible. If you cannot decide whether a clause is essential or nonessential (and therefore whether commas are required or not), compare it with the related sentences that follow.

After. ESSENTIAL: His faxed response came *after you left last evening*. (Tells when.)

NONESSENTIAL: His faxed response came this morning, *after the decision had been made*. (The phrase *this morning* clearly tells when; the *after* clause provides additional but nonessential information.)

All of which. ALWAYS NONESSENTIAL: The rumors, *all of which were unfounded*, brought about his defeat in the last election.

Although, even though, and though. ALWAYS NONESSENTIAL: She has typed her letter of resignation, *although I do not believe she will submit it*.

As. ESSENTIAL: The results of the mailing are *as you predicted they would be*.

NONESSENTIAL: The results of the mailing are disappointing, *as you predicted they would be*. (See page 316 for a usage note on *as*.)

As . . . as. ALWAYS ESSENTIAL: He talked as persuasively at the meeting as he did over the telephone. (See page 316 for a usage note on *as . . . as*.)

As if and as though. ESSENTIAL: She drove *as if (OR: as though) the road were a minefield*. (The *as if* clause tells how she drove.)

NONESSENTIAL: She drove cautiously, *as if (OR: as though) the road were a minefield*. (The adverb *cautiously* tells how she drove; the *as if* clause provides additional but nonessential information.)

As soon as. ESSENTIAL: We will fill your order *as soon as we receive new stock*.

NONESSENTIAL: We will fill your order next week, *as soon as we receive new stock*.

At, by, for, in, and to which. ESSENTIAL: I went to the floor *to which I had been directed*.

NONESSENTIAL: I went to the tenth floor, *to which I had been directed*.

Because. Essential or nonessential, depending on closeness of relation.

ESSENTIAL: She left *because she had another appointment*. (Here the reason expressed by the *because* clause is essential to complete the meaning.)

NONESSENTIAL: I need to have two copies of the final report by 5:30 tomorrow, *because I am leaving for Chicago on a 7:30 flight*. (Here the meaning of the main clause is complete; the reason expressed in the *because* clause offers additional but nonessential information.)

NOTE: See how the use or omission of a comma in the following sentences affects the meaning: I'm not taking that course of action, *because I distrust Harry's recommendations*. **BUT:** I'm not taking that course of action *because I distrust Harry's recommendations*. (I based my decision on another reason altogether.)

¶ 132



Before. **ESSENTIAL:** The shipment was sent *before your letter was received*.

NONESSENTIAL: The shipment was sent on Tuesday, *before your letter was received*. (*Tuesday* tells when the shipment was sent; the *before* clause provides additional but nonessential information.)

Even though. See *Although*.

For. **ALWAYS NONESSENTIAL:** Jim needs to raise money quickly, *for his tuition bill has to be paid by next Friday*. (A comma should always precede *for* as a conjunction to prevent misreading for as a preposition.)

If. **ESSENTIAL:** Let us hear from you *if you are interested*.

NONESSENTIAL: She promised to call, *if I remember correctly*. (Clause added loosely.)

In order that. *Essential or nonessential*, depending on closeness of relation.

ESSENTIAL: Please notify your instructor *in order that a makeup examination may be scheduled*.

NONESSENTIAL: Please notify your instructor if you will be unable to attend the examination on Friday, *in order that a makeup examination may be scheduled*.

No matter what (why, how, etc.). **ALWAYS NONESSENTIAL:** The order cannot be ready by Monday, *no matter what the store manager says*.

None of which. **ALWAYS NONESSENTIAL:** We received five boxes of samples, *none of which are in good condition*.

None of whom. **ALWAYS NONESSENTIAL:** We have interviewed ten applicants, *none of whom were satisfactory*.

Not so . . . as. **ALWAYS ESSENTIAL:** The second copy was *not so clear as the first one*. (See page 316 for a usage note on *as . . . as—not so . . . as*.)

Since. **ESSENTIAL:** We have taken no applications *since we received your memo*.

NONESSENTIAL: We are taking no more applications, *since our lists are now closed*. (Clause of reason.)

So that. *Essential or nonessential*, depending on closeness of relation.

ESSENTIAL: Examine all shipments *so that any damage may be detected promptly*.

NONESSENTIAL: Examine all shipments as soon as they arrive, *so that any damage may be detected promptly*.

So . . . that. **ALWAYS ESSENTIAL:** The costs ran so high *that we could not make a profit*.

Some of whom. **ALWAYS NONESSENTIAL:** The agency has sent us five applicants, *some of whom seem promising*.

Than. **ALWAYS ESSENTIAL:** The employees seem to be more disturbed by the rumor *than they care to admit*.

That. When *that* is used as a relative pronoun, it refers to things; it also refers to persons when a class or type is meant.

ALWAYS ESSENTIAL: Here is a picture of the plane *that I own*. She is the candidate *that I prefer*. (See also ¶ 1062.)

When *that* is used as a subordinating conjunction, it links the dependent clause it introduces with the main clause.

ALWAYS ESSENTIAL: We know *that we will have to make cuts in the budget*. (See page 342 for a usage note on *that*.)

Though. See *Although*.

Unless. ESSENTIAL: This product line will be discontinued *unless customers begin to show an interest in it*.

NONESSENTIAL: I plan to work on the Aspen proposal all through the weekend, *unless Cindy comes into town*. (Clause added loosely as an afterthought.)

Until. ALWAYS ESSENTIAL: I will continue to work *until my children are out of school*.

When. ESSENTIAL: The changeover will be made *when Mr. Ruiz returns from his vacation*.

NONESSENTIAL: The changeover will be made next Monday, *when Mr. Ruiz returns from his vacation*. (*Monday* tells when; the *when* clause provides additional but nonessential information.)

Where. ESSENTIAL: I plan to visit the town *where I used to live*.

NONESSENTIAL: I plan to stop off in Detroit, *where I used to live*.

Whereas. ALWAYS NONESSENTIAL: The figures for last year cover urban areas only, *whereas those for this year include rural areas as well*. (Clause of contrast.)

Which. Use *which* (rather than *who*) when referring to animals, things, and ideas. Always use *which* (instead of *that*) to introduce nonessential clauses. (See ¶1062.)

The revised report, *which was done by Mark*, is very impressive.

NOTE: *Which* may also be used to introduce essential clauses. (See ¶1062c.)

While. ESSENTIAL: The union has decided not to strike *while negotiations are still going on*. (Here *while* means "during the time that.")

NONESSENTIAL: The workers at the Apex Company have struck, *while those at the Powers Company are still at work*. (Here *while* means "whereas.")

Who. ESSENTIAL: All students *who are members of the Backpackers Club* will be leaving for Maine on Friday.

NONESSENTIAL: John Behnke, *who is a member of the Backpackers Club*, will be leading a group on a weekend trip to Maine.

Whom. ESSENTIAL: This package is for the friend *whom I am visiting*.

NONESSENTIAL: This package is for my cousin Amy, *whom I am visiting*.

Whose. ESSENTIAL: The prize was awarded to the employee *whose suggestion yielded the greatest cost savings*.

NONESSENTIAL: The prize was awarded to Joyce Bruno, *whose suggestion yielded the greatest cost savings*.

With Clauses in Compound-Complex Sentences

133 A compound-complex sentence typically consists of two independent clauses (joined by *and*, *but*, *or*, or *nor*) and one or more dependent clauses. To punctuate a sentence of this kind, first place a separating comma before the conjunction that joins the two main parts. Then consider each half of the sentence alone and provide additional punctuation as necessary.

The computer terminals were not delivered until June 12, five weeks after the promised delivery date, and *when I wrote to complain to your sales manager*, it took another three weeks simply for him to acknowledge my letter. (No comma precedes *when* because the *when* clause is considered an introductory expression, not an interrupting expression. See ¶127d.)

¶ 134

Jeff Adler, the CEO of Marshfield & Duxbury, is eager to discuss a joint venture with my boss, *who is off on a six-week trip to the Far East*, but the earliest date I see open for such a meeting is Wednesday, October 20.

NOTE: If a misreading is likely or a stronger break is desired, use a semicolon rather than a comma to separate the two main clauses. (See ¶177.)

- 134 a.** When a sentence starts with a dependent clause that applies to both independent clauses that follow, do not use a comma to separate the independent clauses. (A comma would make the introductory dependent clause seem to apply only to the first independent clause.)

Before you start to look for venture capital, you need to prepare an analysis of the market *and* you must make a detailed set of financial projections. (The *before* clause applies equally to the two independent clauses that follow; hence no comma before *and*.)

BUT: Before you start to look for venture capital, you need to prepare an analysis of the market, *but* don't think that's all there is to it. (The *before* clause applies only to the first independent clause; hence a comma is used before *but*.)

NOTE: This guideline also applies to a sentence in which an introductory phrase refers to both independent clauses that follow. (See also ¶135d.)

To get the best results, follow the directions exactly as shown *and* do not use any parts not provided by the manufacturer. (The introductory infinitive phrase applies equally to the two independent clauses that follow; hence no comma before *and*.)

- b.** When an introductory element is followed by two independent clauses that are rather long, omitting punctuation between the two clauses could reduce the clarity of the sentence. In that case, it might be better to insert a period or a semicolon after the first independent clause and introduce the second independent clause with an expression such as *then* or *moreover*.

To get the best results, follow the directions exactly as shown on pages 244–247 and in Appendix A and do not use any parts not provided by the manufacturer.

BETTER: To get the best results, follow the directions exactly as shown on pages 244–247 and in Appendix A. Moreover, do not use any parts not provided by the manufacturer.

With Participial, Infinitive, and Prepositional Phrases

135 Introductory Phrases

- a.** Use a comma after an *introductory participial phrase*.

Seizing the opportunity, I presented an overview of our medium-range plans.

Established in 1905, our company takes great pride in its reputation for high-quality products.

Having checked the statements myself, I feel confident that they are accurate.

NOTE: Watch out for phrases that look like introductory participial phrases but actually serve as the subject of the sentence or part of the predicate. Do not put a comma after these elements.

Looking for examples of good acknowledgment letters in our files has taken me longer than I had hoped. (Gerund phrase as subject.)

BUT: *Looking for examples of good acknowledgment letters in our files*, I found four that you can use. (Participial phrase used as an introductory element; the subject is *I*.)

Following Mrs. Fahnstock's speech was a presentation by Ms. Paley. (The introductory phrase is part of the predicate; the subject is *a presentation by Ms. Paley*.)

BUT: *Following Mrs. Fahnstock's speech*, Ms. Paley made her presentation. (Participial phrase used as an introductory element; the subject is *Ms. Paley*.)

- b. Use a comma after an *introductory infinitive phrase* unless the phrase is the subject of the sentence. (Infinitive phrases are introduced by *to*.)

To get the best results from your dishwasher, follow the printed directions. (The subject *you* is understood.)

To have displayed the goods more effectively, he should have consulted a lighting specialist. (The subject is *he*.)

BUT: *To have displayed the goods more effectively* would have required a lighting specialist. (Infinitive phrase used as subject.)

- c. As a general rule, use a comma after all *introductory prepositional phrases*. A comma may be omitted after a short prepositional phrase if (1) the phrase does not contain a verb form, (2) the phrase is not a transitional expression or an independent comment, or (3) there is no sacrifice in clarity or desired emphasis. (Many writers use a comma after all introductory prepositional phrases to avoid analyzing each situation.)

In response to the many requests of our customers, we are opening a branch in Kenmore Square. (Comma required after a long phrase.)

In 2004 our entire inventory was destroyed by fire. (No comma required after a short phrase.)

BUT: *In 2004*, 384 cases of pneumonia were reported. (Comma required to separate two numbers. See ¶456.)

In preparing your report, be sure to include last year's figures. (Comma required after a short phrase containing a verb form.)

In addition, a 6 percent city sales tax must be imposed. (Comma required after a short phrase used as a transitional expression. See ¶¶138a, 139.)

In my opinion, your ads are misleading as they now appear. (Comma required after a short phrase used as an independent comment. See ¶¶138b, 139.)

In legal documents, amounts of money are often expressed both in words and in figures. (Comma used to give special emphasis to the introductory phrase.)

CONFUSING: After all you have gone through a great deal.

CLEAR: After all, you have gone through a great deal. (Comma required after a short phrase to prevent misreading.)

I was working on the menu with the caterer. *At the same time*, Tony was making all the arrangements for the meeting hall. (In this case, *at the same time* is a transitional expression meaning "meanwhile" and should be followed by a comma.)

BUT: *At the same time* I was working on the menu with the caterer, Tony was making all the arrangements for the meeting hall. (Here *at the same time*—meaning "while" or "at the same time that"—is an essential part of a subordinate clause and not a transitional expression. For that reason this phrase should not be followed by a comma.)

In any case, we have to make the best of a bad situation.

BUT: *In any case* Paige argues in court, her mastery of the facts and the law is superb.

- NOTE:** Omit the comma after an introductory prepositional phrase if the word order in the rest of the sentence is inverted.

Out of an initial investment of \$5000 came a stake that is currently worth over \$2,500,000. (Normal word order: A stake that is currently worth over \$2,500,000 came out of an initial investment of \$50,000.)

In an article I read in Time was an account of his trip. (Omit the comma after the introductory phrase when the verb in the main clause immediately follows.)

BUT: *In an article I read in Time*, there was an account of his trip.

¶ 136

- d. When a compound sentence starts with a phrase that applies to both independent clauses, do not use a comma to separate the two clauses if doing so would make the introductory phrase seem to apply only to the first clause. (See also ¶134.)

In response to the many requests of our customers, we are opening a branch in Kenmore Square and we are extending our evening hours in all our stores.

136 Phrases at the Beginning of a Clause

- a. When a participial, infinitive, or prepositional phrase occurs *at the beginning of a clause within the sentence*, insert or omit the comma following, just as if the phrase were an introductory element at the beginning of the sentence. (See ¶135.)

I was invited to attend the monthly planning meeting last week, and *seizing the opportunity*, I presented an overview of our medium-range plans. (A separating comma follows the participial phrase just as if the sentence began with the word *Seizing*. No comma precedes the phrase because the phrase is considered introductory, not interrupting. See ¶127d.)

The salesclerk explained that *to get the best results from your dishwasher*, you should follow the printed directions.

We would like to announce that *in response to the many requests of our customers*, we are opening a branch in Kenmore Square.

Last year we had a number of thefts, and *in 2004* our entire inventory was destroyed by fire. (No comma is needed after a short introductory prepositional phrase.)

- b. If the phrase interrupts the flow of the sentence, set it off with two commas.

Pamela is the type of person who, *in the midst of disaster*, always finds something to laugh about.

If, *in the attempt to push matters to a resolution*, you offer that gang new terms, they will simply dig in their heels and refuse to bargain.

137 Phrases Elsewhere in the Sentence

When a participial, infinitive, or prepositional phrase occurs *at some point other than the beginning of a sentence* (see ¶135) or *the beginning of a clause* (see ¶136), commas are omitted or inserted depending on whether the phrase is essential or nonessential.

- a. An *essential* participial, infinitive, or prepositional phrase is necessary to the meaning of the sentence and cannot be omitted. Do not use commas to set it off.

The catalog *scheduled for release in November* will have to be delayed until January. (Participial.)

The decision *to expand our export activities* has led to a significant increase in profits. (Infinitive.)

The search *for a new general manager* is still going on. (Prepositional.)

- b. A *nonessential* participial, infinitive, or prepositional phrase provides additional information but is not needed to complete the meaning of the sentence. Set off such phrases with commas.

These essays, *written in the year before his death*, represent his best work. (Participial.)

I'd rather not attend her reception, *to be frank about it*. (Infinitive.)

Morale appears to be much better, *on the whole*. (Prepositional.)

- c. A phrase occurring within a sentence must always be set off by commas when it *interrupts* the flow of the sentence.

The commission, *after hearing arguments on the proposed new tax rate structure*, will consider amendments to the tax law.

The company, *in its attempt to place more women in high-level management positions*, is undertaking a special recruitment program.

The following rules (¶¶138–161) deal with the various uses of commas to set off nonessential expressions. See also ¶¶201–202, 206, and ¶¶218–219 for the use of dashes and parentheses to set off these expressions.

With Transitional Expressions and Independent Comments

138 a. Use commas to set off *transitional expressions*. These nonessential words and phrases are called *transitional* because they help the reader mentally relate the preceding thought to the idea now being introduced. They express such notions as:

ADDITION:	additionally (see page 312), also, besides, furthermore, in addition, moreover, too (see ¶143), what is more
CONSEQUENCE:	accordingly, as a result, consequently, hence (see ¶139b), otherwise, so (see ¶¶139b, 179), then (see ¶139b), therefore, thus (see ¶139b)
SUMMARIZING:	after all, all in all, all things considered, briefly, by and large, in any case, in any event, in brief, in conclusion, in short, in summary, in the final analysis, in the long run, on balance, on the whole, to sum up
GENERALIZING:	as a rule, as usual, for the most part, generally, generally speaking, in general, ordinarily, usually
RESTATEMENT:	in essence, in other words, namely, that is, that is to say
CONTRAST AND COMPARISON:	by contrast, by the same token, conversely, instead, likewise, on one hand, on the contrary, on the other hand, rather, similarly, yet (see ¶¶139b, 179)
CONCESSION:	anyway, at any rate, be that as it may, even so, however, in any case, in any event, nevertheless, still, this fact notwithstanding
SEQUENCE:	afterward, at first, at the same time, finally, first, first of all, for now, for the time being, in conclusion, in the first place, in time, in turn, later on, meanwhile, next, respectively, second, then (see ¶139b), to begin with
DIVERSION:	by the by, by the way, incidentally
ILLUSTRATION:	for example, for instance, for one thing

NOTE: The coordinating conjunctions *and*, *but*, *or*, and *nor* are sometimes used as transitional expressions at the beginning of a sentence. When this occurs, do not insert a comma directly after the coordinating conjunction unless a parenthetical element begins at that point.

As I listened to Povitch's plan to reorganize the company, I realized that it would lead to disaster. *And* that's what I told him.

At the end of a dinner party, Groucho Marx said to his host, "I've had a perfectly wonderful evening. *But* this wasn't it." (For additional examples, see ¶126b, note.)

➤ For the punctuation of transitional expressions depending on where they occur in a sentence, see ¶¶139–142.

¶ 139

- b. Use commas to set off *independent comments*, nonessential words or phrases that express the writer's attitude toward the meaning of the sentence. By means of these independent comments, writers indicate that what they are about to say carries their wholehearted endorsement (*indeed, by all means*) or deserves only their lukewarm support (*apparently, presumably*) or hardly requires saying (*as you already know, clearly, obviously*) or represents only their personal views (*in my opinion, personally*) or arouses some emotion in them (*unfortunately, happily*) or presents their honest position (*frankly, actually, to tell the truth*). Such terms modify the meaning of the sentence as a whole rather than a particular word within the sentence.

AFFIRMATION:	by all means, indeed, of course, yes
DENIAL:	no
REGRET:	alas, unfortunately, regrettably
PLEASURE:	fortunately, happily
QUALIFICATION:	ideally, if necessary, if possible, literally, strictly speaking, theoretically, hopefully (see page 328)
PERSONAL VIEWPOINT:	according to her, as I see it, in my opinion, personally
ASSERTION OF CANDOR:	actually, frankly, in reality, to be honest, to say the least, to tell the truth
ASSERTION OF FACT:	as a matter of fact, as it happens, as you know, believe it or not, certainly, clearly, doubtless, in fact, naturally, needless to say, obviously, without doubt
WEAK ASSERTION:	apparently, perhaps, presumably, well

- For the punctuation of independent comments depending on where they occur in a sentence, see ¶¶139–142.

139 At the Beginning of a Sentence

- a. When the words and phrases listed in ¶138a–b appear at the beginning of a sentence, they should be followed by a comma unless they are used as essential elements.

NONESSENTIAL: *After all*, you have done more for him than he had any right to expect.

ESSENTIAL: *After all* you have done for him, he has no right to expect more.

NONESSENTIAL: *However*, you look at the letter yourself to see whether you interpret it as I do.

ESSENTIAL: *However* you look at the letter, there is only one interpretation.

NONESSENTIAL: *Obviously*, the guest of honor was quite moved by the welcome she received. (Here *obviously* modifies the meaning of the sentence as a whole.)

ESSENTIAL: *Obviously* moved by the welcome she received, the guest of honor spoke with an emotion-choked voice. (Here *obviously* modifies *moved*.)

- b. When *hence, then, thus, so, or yet* occurs at the beginning of a sentence, the comma following is omitted unless the connective requires special emphasis or a nonessential element occurs at that point.

Thus they thought it wise to get an outside consultant's opinion.

Then they decided to go back to their original plan.

BUT: *Then*, after they rejected the consultant's recommendation, they decided to go back to their original plan.

- See also ¶142a, note.



- c. When an introductory transitional expression or independent comment is incorporated into the flow of the sentence without any intervening pause, the comma may be omitted.

Of course I can handle it.

Perhaps she was joking.

No doubt he meant well.

Did I agree with him? *Of course* not.

Indeed she was not.

Yes I can.

140 At the End of a Sentence

Use one comma to set off a transitional expression or an independent comment at the end of a sentence. However, be sure to distinguish between nonessential and essential elements.

NONESSENTIAL: Philip goes to every employee reception, *of course*.

ESSENTIAL: Philip goes to every employee reception as a matter *of course*.

NONESSENTIAL: The deal is going to fall through, *in my opinion*.

ESSENTIAL: She doesn't rank very high *in my opinion*.

141 Within the Sentence

Use two commas to set off a transitional expression or an independent comment when it occurs as a nonessential element within the sentence.

I, *too*, was not expecting a six-month convalescence.

The doctors tell me, *however*, that I will regain full use of my left leg.

If, *however*, the expression is used as an essential element, leave the commas out.

NONESSENTIAL: Let me say, *to begin with*, that I think very highly of him.

ESSENTIAL: If you want to improve your English, you ought *to begin with* a good review of grammar.

NOTE: In many sentences the only way you can tell whether an expression is nonessential or essential is by the way you say it. If your voice tends to *drop* as you utter the expression, it is nonessential and should be set off by commas.

We concluded, *nevertheless*, that their offer was not serious.

Millie understands, *certainly*, that the reassignment is only temporary.

It is critical, *therefore*, that we rework all these cost estimates.

If your voice tends to *rise* as you utter the expression, it is essential and should not be set off by commas.

We *nevertheless* concluded that their offer was not serious.

Millie *certainly* understands that the reassignment is only temporary.

It is *therefore* critical that we rework all these cost estimates.

If commas are inserted in the previous example, the entire reading of the sentence will be changed. The voice will rise on the word *is* and drop on *therefore*. (If this is the way you want the sentence to be read, then commas around *therefore* are correct.)

It is, *therefore*, critical that we rework all these cost estimates.

142 At the Beginning of a Clause

- a. When a transitional expression or independent comment occurs *at the beginning of the second independent clause* in a compound sentence and is *preceded by a semi-colon*, use one comma following the expression.

¶ 143

I would love to work in a side trip to Vail; *however*, I don't think I can pull it off.

My boss just approved the purchase; *therefore*, let's confirm a delivery date.

In sentences like the two above, a period may be used in place of a semicolon. The words *however* and *therefore* would then be capitalized to mark the start of a new sentence, and they would be followed by a comma.

NOTE: When *hence*, *then*, *thus*, *so*, or *yet* appears at the beginning of an independent clause, the comma following is omitted unless the connective requires special emphasis or a nonessential element occurs at that point. (See also ¶139b.)

Melt the butter over high heat; *then* add the egg.

BUT: Melt the butter over high heat; *then*, when the foam begins to subside, add the egg.

➤ *For the use of a semicolon before a transitional expression, see ¶¶178–180.*

- b. When the expression or comment occurs *at the beginning of the second independent clause* in a compound sentence and is *preceded by a comma and a coordinating conjunction*, use one comma following the expression. (See also ¶127d.)

The location of the plant was not easy to reach, and *to be honest about it*, I wasn't very taken with the people who interviewed me.

The job seemed to have no future, and *to tell the truth*, the salary was pretty low.

In the first place, I think the budget for the project is unrealistic, and *in the second place*, the deadlines are almost impossible to meet.

NOTE: If the expression or comment is a simple adverb like *therefore*, the comma following the expression is usually omitted. (See also ¶180.)

The matter must be resolved by Friday, and *therefore* our preliminary conference must be held no later than Thursday.

All the general managers have been summoned to a three-day meeting at the home office, and *consequently* I have had to reschedule all my meetings.

- c. If the expression or comment occurs *at the beginning of a dependent clause*, either treat the expression as nonessential (and set it off with two commas) or treat it as essential (and omit the commas).

If, *moreover*, they do not meet the deadline, we have the right to cancel the contract.

If *indeed* they want to settle the dispute, why don't we suggest that they submit to arbitration?

He is a man who, *in my opinion*, will make a fine marketing director.

She is a woman who *no doubt* knows how to run a department smoothly and effectively.

The situation is so serious that, *strictly speaking*, bankruptcy is the only solution.

The situation is so serious that *perhaps* bankruptcy may be the only solution.

143 With the Adverb *Too*

- a. When the adverb *too* (in the sense of “also”) occurs at the end of a clause or a sentence, the comma preceding is omitted.

If you feel that way *too*, why don't we just drop all further negotiation?

They are after a bigger share of the market *too*.

- b. When *too* (in the sense of “also”) occurs elsewhere in the sentence, particularly between subject and verb, set it off with two commas.

You, *too*, could be in the Caribbean right now.

Then, *too*, there are the additional taxes to be considered.

- c. When *too* is used as an adverb meaning “excessively,” it is never set off with commas.

The news is almost *too* good to be believed

With Interruptions and Afterthoughts

- 144** a. Use commas to set off words, phrases, or clauses that interrupt the flow of a sentence or that are loosely added at the end as an afterthought.

Pam is being pursued, *so I've been told*, by three headhunters.

Bob spoke on state-of-the-art financial software, *if I remember correctly*

Our order processing service, *you must admit*, leaves much to be desired.

His research work has been outstanding, *particularly in the field of ergonomics*.

➤ See also ¶¶131c, 136b, 137c.

- b. When enclosing an interrupting expression with two commas, be sure the commas are inserted accurately.

WRONG: That is the best, *though not the cheapest way*, to proceed.

RIGHT: That is the best, *though not the cheapest*, way to proceed.

WRONG: This book is better written, *though less exciting than*, her last book.

RIGHT: This book is better written, *though less exciting*, than her last book.

WRONG: Glen has a deep interest in, *as well as a great fondness*, for jazz.

RIGHT: Glen has a deep interest in, *as well as a great fondness* for, jazz.

WRONG: Her work is as good, *if not better than*, that of the man she replaced.

RIGHT: Her work is as good as, *if not better than*, that of the man she replaced. (Note that the second *as* is needed to preserve the meaning of the basic sentence.)

- c. In a compound sentence consisting of two independent clauses joined by a conjunction such as *and*, an interrupting expression may occur at the beginning of the second clause. In this case, set off the interrupting expression with two commas and, to avoid excessive punctuation, omit the comma that would normally precede the conjunction.

I had to sort everything by hand and, believe me, it wasn't easy!

(**RATHER THAN:** I had to sort everything by hand, and, believe me, it wasn't easy!)

BUT: I had to sort everything by hand, and if Beth had not stayed to help me, I would still be working on this job (If the element that follows *and* is a dependent clause rather than an interrupting expression, insert the comma before the conjunction and not after it. For other examples of the punctuation of a compound-complex sentence, see ¶133.)

NOTE: When a coordinating conjunction and a transitional expression both occur at the start of the second clause, do not treat the transitional expression as an interrupting expression. Use a comma before the conjunction, and do not insert a comma after the transitional expression. (See also ¶¶142b, 180.)

You can set your own working hours, and *furthermore* you may be able to do most of the job at home

With Direct Address

- 145** Names and titles used in direct address must be set off by commas.

No, *sr* that is privileged information I count on your support, *Bob*

We agree, *Mrs. Connolly* that your order was badly handled

¶ 146

With Additional Considerations

- 146** a. When a phrase introduced by *as well as*, *in addition to*, *besides*, *along with*, *including*, *accompanied by*, *together with*, *plus*, or a similar expression falls between the subject and the verb, it is ordinarily set off by commas. Commas may be omitted, however, if the phrase fits smoothly into the flow of the sentence or is essential to the meaning.

Everyone, *including the top corporate managers*, will be required to attend the in-house seminars on the ethical dimensions of business.

The business plan *including strategies for the new market segments we hope to enter* is better than the other plans I have reviewed. (The *including* phrase is needed to distinguish this plan from the others; hence no commas.)

One *plus one* doesn't always equal two, as we have seen in the Parker-Jackel merger. (The *plus* phrase is essential to the meaning; hence no commas.)

Jo *as well as* Nina should be invited to participate. (The *as well as* phrase fits smoothly in this sentence.)

➤ *For the effect these phrases have on the choice of a singular or a plural verb, see ¶1007.*

- b. When the phrase occurs elsewhere in the sentence, commas may be omitted if the phrase is closely related to the preceding words.

The refinancing terms have been approved by the trustees *as well as the creditors*.

BUT: I attended the international monetary conference in Bermuda, *together with five associates from our Washington office*.

With Contrasting Expressions

- 147** Use commas to set off contrasting expressions. (Such expressions often begin with *but*, *not*, or *rather than*.)

The Sanchezes are willing to sell, *but only on their terms*.

He had changed his methods, *not his objectives*, we noticed.

Paula, *rather than Al*, has been chosen for the job.

NOTE: When such phrases fit smoothly into the flow of the sentence, no commas are required.

It was a busy *but enjoyable* trip.

They have chosen Paula *rather than Al*.

The unit managers *and not the CEO* have to make those decisions. (See ¶1006b.)

➤ *For the punctuation of balancing expressions, see ¶172d.*

The following rules (¶¶148–153) deal with descriptive expressions that immediately follow the words to which they refer. When nonessential, these expressions are set off by commas.

With Identifying, Appositive, or Explanatory Expressions

- 148** Use commas to set off expressions that provide additional but *nonessential* information about a noun or pronoun immediately preceding. Such expressions serve to further identify or explain the word they refer to.

Harriet McManus, *an independent real estate broker for the past ten years*, will be joining our agency on Tuesday, *October 1*. (Phrases such as those following *Harriet McManus* and *Tuesday* are appositives.)

His first book, *written while he was still in graduate school*, launched a successful writing career. Our first thought, *to run to the nearest exit*, would have resulted in panic.

Ms. Ballantine, *who has been a copywriter for six years*, will be our new copy chief.

Everyone in our family likes outdoor sports, *such as tennis and swimming*. (See ¶149, note.)

Acrophobia, *that is, the fear of great heights*, can now be successfully treated. (See also ¶¶181–183 for other punctuation with *that is*, *namely*, and *for example*.)

OR: The fear of great heights, *known as acrophobia*, can now be successfully treated.

NOTE: In some cases other punctuation may be preferable in place of commas.

CONFUSING: Mr. Newcombe, *my boss*, and I will discuss this problem next week. (Does *my boss* refer to Mr. Newcombe, or are there three people involved?)

CLEAR: Mr. Newcombe (*my boss*) and I will be discussing this problem next week. (Use parentheses or dashes instead of commas when an appositive expression could be misread as a separate item in a series.)

There are two factors to be considered, *sales and collections*. (A colon or a dash could be used in place of the comma. See ¶¶189, 201.)

BUT: There are three factors to be considered: sales, collections, and inventories. (When the explanatory expression consists of a series of *three* or more items and comes at the end of the sentence, use a colon or dash. See ¶¶189, 201.)

OR: These three factors—sales, collections, and inventories—should be considered. (When the explanatory series comes within the sentence, set it off with dashes or parentheses. See ¶¶183, 202, 219b.)

149 When the expression is *essential* to the completeness of the sentence, do not set it off. (In the following examples the expression is needed to identify which particular item is meant. If the expression were omitted, the sentence would be incomplete.)

The year *2007* marks the one hundredth anniversary of our company.

The word *liaison* is often misspelled.

The novelist *Anne Tyler* gave a reading last week from a work in progress.

The statement "*I don't remember*" was frequently heard in court yesterday.

The impulse *to get away from it all* is very common.

The notes *in green ink* were made by Mrs. Long.

The person *who takes over as general manager* will need everyone's support.

Does the name *Pavlov* ring a bell?

NOTE: Compare the following sets of examples:

Her article "*Color and Design*" was published in June. (The title is essential; it identifies *which* article.)

Her latest article, "*Color and Design*," was published in June. (Nonessential; the word *latest* already indicates which article.)

Her latest article *on color and design* was published in June. (Without commas, this means she had earlier articles on the same subject.)

Her latest article, *on color and design*, was published in June. (With commas, this means her earlier articles were on other subjects.)

Everyone in our family likes such outdoor sports as *tennis and swimming*. (The phrase *as tennis and swimming* is essential; without it, the reader would not know which outdoor sports were meant.)

Everyone in our family likes outdoor sports, *such as tennis and swimming*. (The main clause, *Everyone in our family likes outdoor sports*, expresses a complete thought; the phrase *such as tennis and swimming* gives additional but nonessential information. Hence a comma is needed before *such as*.)

¶ 150

Words such as *peak*, *peek*, and *pique* can be readily confused. (The *such as* phrase is essential; it indicates which words are meant.)

A number of Fortune 500 companies, *such as GE, TRW, and DuPont*, have introduced new programs to motivate their middle managers. (The *such as* phrase provides additional but nonessential information.)

The candy bar *Baby Ruth* was named after President Cleveland's baby daughter, *Ruth*. (The reference to *Baby Ruth* is essential; the reference to *Ruth* is considered nonessential because this person has already been identified as the President's baby daughter.)

- 150** A number of expressions are treated as essential simply because of a very close relationship with the preceding words. (If read aloud, the combined phrase sounds like one unit, without any intervening pause.)

After a while Gladys *herself* became disenchanted with the Washington scene.

We legislators must provide funds for retraining displaced workers.

My wife Eve has begun her own consulting business. (Strictly speaking, *Eve* should be set off by commas, since the name is not needed to indicate *which* wife. However, commas are omitted in expressions like these because they are read as a unit.)

BUT: *Eve, my wife*, has begun her own consulting business. (When the word order is changed, the phrase *Eve, my wife* is no longer read as a unit. Hence commas are needed to set off *my wife*.)

My brother Paul may join us as well.

BUT: *My brother, Paul Engstrom*, may join us as well.

The composer *Stephen Sondheim* has many Broadway hits to his credit.

BUT: *My favorite composer, Stephen Sondheim*, has many Broadway hits to his credit.

If you want some solid advice, *101 Ways to Power Up Your Job Search* by J. Thomas Buck, William R. Matthews, and Robert N. Leech could be just the book for you. (Unless there is another book with the same title, the *by* phrase identifying the authors is not essential and, strictly speaking, should be set off by commas. However, since a book title and a *by* phrase are typically read as a unit, commas are usually omitted.)

- 151** When *or* introduces a word or a phrase that identifies or explains the preceding word, set off the explanatory expression with commas.

Determine whether the clauses are coordinate, *or of equal rank*. (The nonessential *or* phrase may also be set off by parentheses.)

If *or* introduces an alternative thought, the expression is essential and should not be set off by commas.

Determine whether the clauses are coordinate *or noncoordinate*.

- 152** When a business letter or some other document is referred to by date, any related phrases or clauses that follow are usually nonessential.

Thank you for your letter of February 27, *in which you questioned the balance on your account*. (The date is sufficient to identify which letter is meant; the *in which* clause simply provides additional but nonessential information. Of course, if one received more than one letter with the same date from the same person, the *in which* clause would be essential and the comma would be omitted.)

No comma is needed after the date if the following phrase is short and closely related.

Thank you for your letter of February 27 *about the balance on your account*.

NOTE: Under certain circumstances—for example, around the end of the year—it is better to provide the full date rather than the month and day alone.

Thank you for your letter of *December 27, 2005*, in which . . .

➤ *For a full discussion of this topic, see ¶409.*

With Residence and Business Connections

- 153** Use commas to set off a *long phrase* that denotes a person's residence or business connections.

Gary Kendall, *of the Van Houten Corporation in Provo, Utah*, will be visiting us next week.

Gary Kendall *of Provo, Utah*, will be visiting us next week. (Omit the comma before *of* to avoid too many breaks in a short phrase. The state name must always be set off by commas when it follows a city name. See also ¶160.)

Gary Kendall *of the Van Houten Corporation* will be visiting us next week. (Short phrase; no commas.)

Gary Kendall *of Provo* will be visiting us next week. (Short phrase; no commas.)

The following rules (¶¶154–161) deal with the “nonessential” treatment of certain elements in dates, personal names, company names, and addresses. These elements cannot truly be called nonessential, but the traditional style is to set them off with commas.

In Dates

- 154** a. Use two commas to set off the year when it follows the month and day.

On October 31, 2006, I plan to retire and open a bookshop in Maine.

The March 14, 2005, issue of *BusinessWeek* is going to do a cover story on our CEO.

NOTE: It could be logically argued that the comma following the year should be omitted, because using two commas to set off the year gives parenthetical treatment to an element that is not parenthetical. Nevertheless, the use of two commas in this case is a firmly entrenched convention of style and is not likely to change.

- b. When the month, day, and year are used as a nonessential expression, be sure to set the entire phrase off with commas.

The conference scheduled to begin on Monday, November 21, 2005, has now been rescheduled to start on February 6, 2006.

Payment of estimated income taxes for the third quarter this year will be due no later than Friday, September 15, 2006.

- 155** a. Omit the commas when only the month and year are given.

In August 2005 Glen and I dissolved our partnership and went our independent ways.

Isn't it about time for *Consumer Reports* to update the evaluation of cell phones that appeared in the February 2003 issue?

- b. When the date is expressed in a day-month-year sequence (3 September 2006, for example), do not use commas to set off the year unless the sentence requires a comma or some other mark of punctuation after the year.

➤ For additional examples involving dates, see ¶410.

With Jr., Sr., Etc.

- 156** Do not use commas to set off *Jr.*, *Sr.*, or roman or arabic numerals following a person's name unless you know that the person in question prefers to do so.

Kelsey R. Patterson Jr.

Benjamin Hart 2d

Christopher M. Gorman Sr.

Anthony Jung III

John Bond Jr.'s resignation will be announced tomorrow.

¶ 157

NOTE: When a person prefers to use commas in his name, observe the following style:

Peter Passaro, Jr. (Use one comma when the name is displayed on a line by itself.)

Peter Passaro, Jr., director of . . . (Use two commas when other copy follows.)

Peter Passaro, Jr.'s promotion . . . (Drop the second comma when a possessive ending is attached.)

157 Abbreviations like *Esq.* and those that stand for academic degrees or religious orders are set off by two commas when they follow a person's name.

Address the letter to Helen E. Parsekian, *Esq.*, in New York.

Roger Farrier, *LLD.*, will address the Elizabethan Club on Wednesday.

The Reverend James Hanley, *S.J.*, will serve as moderator of the panel.

Ruth Menendez, *M.D., F.A.C.S.*, will be joining the Miles Medical Group on September 1. (See ¶1519 for the use of periods in these abbreviations.)

158 When a personal name is given in inverted order, set off the inverted portion with commas.

McCaughan, James W., Jr.

With *Inc.* and *Ltd.*

159 Do not use commas to set off *Inc.*, *Ltd.*, and similar terms in an organization's name unless you know that a particular organization prefers to do so. (See also ¶¶1328–1329.)

Time Inc. Field Hats, Ltd.

Time *Inc.* has expanded its operations beyond magazine publishing.

Field Hats, *Ltd.*, should be notified about this mistake.

NOTE: When commas are to be used in an organization's name, follow this style:

Alwyn & Hyde, Inc. (Use one comma when the name is displayed on a line by itself.)

Alwyn & Hyde, Inc., announces the publication of . . . (Use two commas when other copy follows.)

Alwyn & Hyde, Inc.'s annual statement . . . (Drop the second comma when a possessive ending is attached.)

> For the use of commas with other parts of an organization's name, see ¶163.

In Geographic References and Addresses

160 a. Use two commas to set off the name of a state, a country, or the equivalent when it directly follows the name of a city or a county.

Four years ago I was transferred from Bartlesville, *Oklahoma*, to Bern, *Switzerland*.

The MIT Press is located in Cambridge, *Massachusetts*, not Cambridge, *England*.

Could Pickaway County, *Ohio*, become a haven for retired editors?

Our Pierre, *South Dakota*, office is the one nearest to you.

OR: Our Pierre (*South Dakota*) office is the one nearest to you. (Parentheses are clearer than commas when a city-state expression serves as an adjective.)

Washington, *D.C.*'s transportation system has improved greatly since I was last there. (Omit the second comma after a possessive ending.)

NOTE: It could be logically argued that the comma following the state or country should be omitted, because using two commas to set off this name gives parenthetical treatment to an element that is not parenthetical. Nevertheless, the use of two commas is a firmly entrenched convention of style and is not likely to change.

- b. In sentences that mention one or more cities, omit the state or country names if the cities are well known and are clearly linked with only one state or country.

We'll be holding meetings in Atlanta, Baltimore, and Chicago.

My agent has arranged for me to address groups of business executives in Oslo, Stockholm, and Copenhagen later this year.

- 161** When expressing complete addresses, follow this style:

IN SENTENCES: During the month of September you can send all documents directly to me at 402 Woodbury Road, Pasadena, CA 91104, or you can ask my assistant to forward them. (Note that a comma does not precede the ZIP Code but follows it in this sentence to indicate the end of the first independent clause.)

IN DISPLAYED BLOCKS: 402 Woodbury Road
Pasadena, CA 91104

The following rules (¶¶ 162–175) deal with various uses of separating commas: to separate items in a series, to separate adjectives that precede a noun, and to clarify meaning in sentences with unusual word order or omitted words.

In a Series

- 162** a. When three or more items are listed in a series and the last item is preceded by *and*, *or*, or *nor*, place a comma before the conjunction as well as between the other items. (See also ¶126c.)

Study the rules for the use of the comma, the semicolon, *and* the colon.

The consensus is that your report is well written, that your facts are accurate, *and* that your conclusions are sound.

The show will appeal equally to women and men, adults and children, *and* sophisticates and innocents. (See page 314 for a usage note on *and*.)

Only this software lets you fax, transfer files, exchange e-mail, access the Internet, *and* manage phone calls—all from one window on your computer.

Here's what the comedian Joe E. Lewis had to say about trying to lose weight: "I went on a diet, I swore off drinking and heavy eating, and in fourteen days I had lost exactly two weeks."

NOTE: An alternative style—often used by newspapers and magazines—omits the comma before *and*, *or*, or *nor* in a series, but this practice can sometimes lead to confusion.

The job involves restocking shelves, cleaning and serving customers. (Without a comma before *and*, the sentence suggests that the person doing this job will be responsible for cleaning the customers in addition to serving them.)

The customary practice in business is to retain the comma before the conjunction.

- b. Sometimes, what appears to be an item in a series is actually a modifying expression that refers to the preceding element. Consider this confusing sentence:

Please set up a meeting immediately with Blake Mancuso, the contractor, the plumber, and the electrician.

If Blake Mancuso is the name of the contractor, confusion can be avoided by using different punctuation.

Please set up a meeting immediately with Blake Mancuso (the contractor), the plumber, and the electrician.

¶ 163

However, if Blake Mancuso is one of four people to be invited to the meeting, confusion can only be avoided by changing the wording. For example:

Please set up a meeting immediately with Blake Mancuso as well as the contractor, the plumber, and the electrician.

OR: Please set up a meeting immediately with the following four people: Blake Mancuso, the contractor, the plumber, and the electrician.

> See also ¶148, note.

- c. If a nonessential element follows the conjunction (*and*, *or*, or *nor*) in a series, omit the comma before the conjunction to avoid excessive punctuation.

We invited Ben's business associates, his friends and, of course, his parents.

(**RATHER THAN:** . . . his friends, and, of course, his parents.)

- 163** For a series in an organization's name, always follow the style preferred by that organization.

Merrill Lynch, Pierce, Fenner & Smith Incorporated

Legg Mason Wood Walker, Inc.

If you do not have the organization's letterhead or some other reliable resource at hand, follow the standard rule on commas in a series (see ¶162).

Our primary supplier is Ames, Koslow, Milke, and Company.

NOTE: Do not use a comma before an ampersand (&) in an organization's name unless you know that a particular organization prefers to do so.

Aspinwall, Bromley, Carruthers & Dalglish

- 164** When an expression such as *and so on* or *etc.* closes a series, use a comma before and after the expression (except at the end of a sentence).

Our sale of suits, coats, hats, *and so on*, starts tomorrow.

Tomorrow morning we will start our sale of suits, coats, hats, *etc.*

> For a usage note on *etc.*, see pages 323–324.

- 165** Do not insert a comma after the last item in a series unless the sentence structure demands a comma at that point.

May 8, June 11, and July 16 are the dates for the next three hearings

May 8, June 11, and July 16, 2007, are the dates for the next three hearings (The comma after 2007 is one of the pair that sets off the year. See ¶154.)

- 166** When *and*, *or*, or *nor* is used to connect all the items in a series, do not separate the items by commas. (See also ¶123b.)

Send copies to our employees *and* stockholders *and* major customers

Neither my brother *nor* his wife *nor* his two sons can explain how my van got dented last night.

- 167** If a series consists of only two items, do not separate the items with a comma. (See also ¶125f.)

We can send the samples to you *by regular mail or by one of the express services.*

NOTE: Use a comma, however, to separate two independent clauses joined by *and*, *but*, *or*, or *nor*. (See ¶126a.)

> For the use of semicolons in a series, see ¶¶184–185



With Adjectives

- 168** a. When two consecutive adjectives modify the same noun, separate the adjectives with a comma.

Jean is a *generous, outgoing* person. (A person who is *generous and outgoing*.)

- b. Do *not* use a comma between the adjectives if they are connected by *and*, *or*, or *nor*.
Jean is a *generous and outgoing* person.

- c. Sometimes two words that seem to be consecutive adjectives are really an adverb plus an adjective. Do not insert a comma in this case.

We have found a *pretty, out-of-the-way* town where we plan to retire. (Two adjectives.)

That's a *pretty out-of-the-way* place to build your East Coast distribution center. (Here *pretty* is used as an adverb meaning "very.")

- 169** When two adjectives precede a noun, the first adjective may modify the combined idea of the second adjective plus the noun. In such cases do not separate the adjectives by a comma.

The estate is surrounded by an *old stone* wall. (A stone wall that is *old*.)

Here is the *annual financial* statement. (A financial statement that is *annual*.)

TEST: To decide whether consecutive adjectives should be separated by a comma or not, try using them in a relative clause *after* the noun, with *and* inserted between them. If they read smoothly and sensibly in that position, they should be separated by a comma in their actual position.

We need an *intelligent, enterprising* person for the job. (One can speak of "a person who is *intelligent and enterprising*," so a comma is correct.)

Throw out your *old down* coat. (One cannot speak of "a coat that is *old and down*," so no comma should be used in the sentence.)

You can purchase any of these printers with a *low down* payment. (In this case the adjective *low* modifies a compound noun, *down payment*.)

To put it gently but plainly, I think Jason is a *low-down* scoundrel. (In this case *low-down* is a compound adjective and requires a hyphen to connect *low* and *down*. See ¶¶813–832 for a discussion of compound adjectives.)

- 170** When more than two adjectives precede a noun, insert a comma only between those adjectives where *and* could have been used.

a relaxed, unruffled, confident manner (a relaxed *and* unruffled *and* confident manner)

an experienced, efficient legal assistant (an experienced *and* efficient legal assistant)

the established American political system (*and* cannot be inserted between these adjectives)

- 171** Do not use a comma between the final adjective in a series and the following noun.

On Monday I put in a long, hard, *demanding* day. (**NOT:** a long, hard, *demanding, day*.)

To Indicate Omitted Words

- 172** a. **Omission of Repetitive Wording.** Use a comma to indicate the omission of repetitive wording in a compound sentence. (This use of the comma usually occurs when clauses are separated by semicolons.)

Employees aged 55 and over are eligible for a complete physical examination every year; those between 50 and 54, every two years; and those under 50, every three years.

Continued on page 42

¶ 172



NOTE: If the omitted words are clearly understood from the context, simpler punctuation may be used.

Employees aged 55 and over are eligible for a complete physical examination every year, those between 50 and 54 every two years, and those under 50 every three years.

- b. Omission of *That*.** In some sentences the omission of the conjunction *that* creates a definite break in the flow of the sentence. In such cases insert a comma to mark the break.

Remember, this offer is good only through May 31.

The problem is, not all of these assumptions may be correct.

The fact is, things are not working out as we had hoped.

Chances are, the deal will never come off.

In sentences that are introduced by expressions such as *he said*, *she thinks*, *we feel*, or *they know*, the conjunction *that* is often omitted following the introductory expression. In such cases no comma is necessary because there is no break in the flow of the sentence.

We know you can do it.

They think our price is too high.

She said she would handle everything.

We believe we offer the best service.

I heard you were moving back North.

NOTE: Do not omit *that* if a misreading is possible.

CONFUSING: Researchers have found some medications, even though approved, carry unforeseen risks. (When *that* is omitted, you might initially mistake *some medications* as the object of *have found* rather than as the subject of a relative clause.)

CLEAR: Researchers have found *that* some medications, even though approved, carry unforeseen risks.

- c. Omission of Some Other Connective.** In some sentences the omission of a preposition or some other connective creates a break in the flow of the sentence. In such cases insert a comma to mark the break.

NOT: Our store is open from 9:30 a.m. to 6 p.m. Monday through Friday. (The omission of a connective before *Monday* creates a break.)

BUT: Our store is open from 9:30 a.m. to 6 p.m., Monday through Friday.

As an alternative, reword the sentence to eliminate the break and the need for a comma.

Our store is open Monday through Friday from 9:30 a.m. to 6 p.m.

Our store is open between 9:30 a.m. and 6 p.m. from Monday through Friday.

- d. Balancing Expressions.** Use a comma to separate the two parts of a balancing expression from which many words have been omitted.

First come, first served.

First in, last out.

Here today, gone tomorrow.

Nothing ventured, nothing gained.

The more we give, the more they take.

GIGO: garbage in, garbage out.

The less I see of him, the better I like it.

NOTE: The phrase *the sooner the better* usually appears without a separating comma.

To Indicate Unusual Word Order

- 173** In some colloquial sentences, clauses or phrases occur out of normal order and connective words may be omitted. Use a comma to mark the resulting break in the flow of the sentence.

You must not miss the play, it was that good.

(**NORMAL ORDER:** The play was so good that you must not miss it.)

Why he took the money, I'll never understand.

That the shipment would be late, we were prepared to accept; that you would ship the wrong goods, we did not expect.

NOTE: In formal writing, these sentences should be recast in normal word order.

➤ See also ¶135c, note.

For Special Emphasis

- 174** Individual words may be set off by commas for special emphasis.

I have tried, *sincerely*, to understand your problems.

They contend, *unrealistically*, that we can cut back on staff and still generate the same amount of output.

NOTE: The use of commas in the examples above forces the reader to dwell momentarily on the word that has been set off in each case. Without this treatment *sincerely* and *unrealistically* would not receive this emphasis.

For Clarity

- 175** a. Use a comma to prevent misreading.

As you know, nothing came of the meeting.

(**NOT:** As you know nothing came of the meeting.)

To a liberal like Bill, Buckley seems hard to take.

Soon after, the committee disbanded without accomplishing its goal.

At our outdoor party last Saturday night, I watched my brother as he stepped backward into our swimming pool, and burst out laughing. (Believe me, it wasn't my brother who was laughing.)

- b. Sometimes, for clarity, it is necessary to separate two verbs.

All any insurance policy *is, is* a contract for services.

This dispute is not about money, and anyone who thinks it *is, is* very much mistaken.

All the good pieces of furniture that we *have, have* been in my wife's family for generations.

- c. Use a comma to separate repeated words.

It was a *long, long* time ago.

Well, well, we'll find a way.

That was a *very, very* old argument.

Now, now, you don't expect me to believe that

BUT: I can prove *that that* conversation never took place.

➤ *Commas with dashes:* see ¶¶213, 215b.

Commas in numbers: see ¶¶461–463.

Commas to separate adjacent numbers: see ¶¶456–457.

Commas with questions within sentences: see ¶¶114–117.

Commas with parentheses: see ¶224a.

Commas inside closing quotation marks: see ¶247.

¶ 176

Commas at the end of quotations: see ¶¶253–255.

Commas preceding quotations: see ¶256.

Commas with quotations within a sentence: see ¶¶259–261.

Commas to set off interruptions in quoted material: see ¶¶262–263.

Spacing with commas: see ¶299c.

The Semicolon

➤ *For a perspective on the use of the semicolon, see the essay on pages 600–603.*

Between Independent Clauses—*And, But, Or, or Nor* Omitted

- 176** a. When a coordinating conjunction (*and, but, or, or nor*) is omitted between two independent clauses, use a semicolon—not a comma—to separate the clauses. (See ¶187.) If you prefer, you can treat the second clause as a separate sentence.

Most of the stockholders favored the sale; the management did not.

OR: Most of the stockholders favored the sale. The management did not.

(NOT: Most of the stockholders favored the sale, the management did not.)

Bob is going for his M.B.A.; Janet already has hers.

Workers in the computer industry don't get fired; they get "uninstalled."

(NOT: Workers in the computer industry don't get fired, they get "uninstalled.")

If I die, I forgive you; if I live, we'll see. (A Spanish proverb.)

- b. If the clauses are not closely related, treat them as separate sentences.

WEAK: Thank you for your letter of September 8; your question has already been passed on to the manager of mail-order sales, and you should be hearing from Mrs. Livonia within three days.

BETTER: Thank you for your letter of September 8. Your question has already been passed on to the manager of mail-order sales, and you should be . . .

- c. The omission of *but* between two independent clauses requires, strictly speaking, the use of a semicolon between the two clauses. However, when the clauses are short, a comma is commonly used to preserve the flow of the sentence.

Not only was the food bad, the portions were minuscule.

NOTE: A semicolon is used mainly to separate independent clauses. For additional examples, see ¶¶182a, 184–186.

Between Independent Clauses—*And, But, Or, or Nor* Included

- 177** A comma is normally used to separate two independent clauses joined by a coordinating conjunction. However, under certain circumstances a semicolon may be used.

- a. Use a semicolon in order to achieve a stronger break between clauses than a comma provides.

NORMAL BREAK: Many people are convinced that they could personally solve the problem if given the authority to do so, but no one will come forward with a clear-cut plan that we can evaluate in advance.

STRONG BREAK: Many people are convinced that they could personally solve the problem if given the authority to do so; but no one will come forward with a clear-cut plan that we can evaluate in advance.



- b. Use a semicolon when one or both clauses have internal commas and a misreading might occur if a comma also separated the clauses.

CONFUSING: I sent you an order for copier paper, computer paper, and No. 10 envelopes, and shipping tags, cardboard cartons, stapler wire, and binding tape were sent to me instead.

CLEAR: I sent you an order for copier paper, computer paper, and No. 10 envelopes; and shipping tags, cardboard cartons, stapler wire, and binding tape were sent to me instead.

NOTE: To prevent misreading, you will usually find it better to reword the sentence than rely on stronger punctuation.

BETTER: I sent you an order for copier paper, computer paper, and No. 10 envelopes, and you sent me shipping tags, cardboard cartons, stapler wire, and binding tape instead. (The shift in the verb from passive to active eliminates any confusion and produces a stronger sentence as well.)

- c. If no misreading is likely, a comma is sufficient to separate the clauses, even though commas are also used within the clauses.

On June 8, 2006, I discussed this problem with your customer service manager, Fay Dugan, but your company has taken no further action.

All in all, we're satisfied with the job Bergquist Associates did, and in view of the tight deadlines they had to meet, we're pleased that they came through as well as they did.

➤ For additional examples, see ¶133.

NOTE: Some writers still insist on using a semicolon in sentences like those in c above simply because of the presence of internal commas in the clauses, even though no misreading is possible. Yet no one appears to be troubled by the use of a comma to separate clauses in a complex sentence when commas also appear within the clauses.

Although I discussed this problem with your customer service manager, Fay Dugan, on June 8, 2006, your company has taken no further action.

In summary, do not use a semicolon in sentences like those in c above except to prevent misreading or to deliberately create a stronger break between clauses.

With Transitional Expressions

178 When independent clauses are linked by transitional expressions (see a partial list below), use a semicolon between the clauses. (You can also treat the second independent clause as a separate sentence.)

accordingly

however

so (see ¶179)

besides

moreover

that is (see ¶181)

consequently

namely (see ¶181)

then

for example (see ¶181)

nevertheless

therefore

furthermore

on the contrary

thus

hence

otherwise

yet (see ¶179)

They have given us an oral okay to proceed; *however*, we're still waiting for written confirmation. (OR: ... okay to proceed *However*, we're still ...)

Our costs have started to level off, our sales, *moreover*, have continued to grow

Let's give them another month to see what they can accomplish, *then* we can pin them down on their progress.

¶ 179

NOTE: Use a comma after the transitional expression when it occurs at the start of the second clause. (See the first example at the bottom of page 45.) However, no comma is needed after *hence*, *then*, *thus*, *so*, and *yet* unless a pause is wanted at that point. (See the third example at the bottom of page 45.)

➤ *For the use of commas with transitional expressions, see ¶¶138–143.*

- 179** An independent clause introduced by *so* (in the sense of “therefore”) or *yet* may be preceded by a comma or a semicolon. Use a comma if the two clauses are closely related and there is a smooth flow from the first clause to the second. Use a semicolon or a period if the clauses are long and complicated or if the transition between clauses calls for a long pause or a strong break.

These sale-priced attaché cases are going fast, *so* don't delay if you want one.

We have been getting an excessive number of complaints during the last few months about our service; *so* I would like each of you to review the operations in your department and indicate what corrective measures you think ought to be taken. (**OR:** . . . about our service. *So* I would like . . .)

Sales have been good, *yet* profits are low.

This report explains why production has slowed down; *yet* it does not indicate how to avoid future glitches.

- 180** If both a coordinating conjunction and a transitional expression occur at the start of the second clause, use a comma before the conjunction.

The site has a number of disadvantages, *and furthermore* the asking price is quite high. (See ¶142b, c, and note.)

REMEMBER: A semicolon is needed to separate independent clauses, not so much because a transitional expression is present but because a coordinating conjunction is absent.

With *For Example, Namely, That Is, Etc.*

181 Before an Independent Clause

- a. In general, when two independent clauses are linked by a transitional expression such as *for example* (*e.g.*), *namely*, or *that is* (*i.e.*), use a semicolon before the expression and a comma afterward.

She is highly qualified for the job; *for example*, she has had ten years' experience as a research chemist.

NOTE: You can also replace the semicolon with a period and treat the second clause as a separate sentence.

She is highly qualified for the job. *For example*, she has had . . .

- b. If the first clause serves to anticipate the second clause and the full emphasis is to fall on the second clause, use a colon before the transitional expression.

Your proposal covers all but one point: *namely*, who is going to foot the bill?

- c. For a stronger but less formal break between clauses, the semicolon or the colon may be replaced by a dash.

Hampton says he will help—*that is*, he will help if you ask him to.

NOTE: Use the abbreviated forms *e.g.* and *i.e.* only in informal, technical, or “expedient” documents (such as business forms, catalogs, and routine e-mail messages, memos, and letters between business offices).

182 At the End of a Sentence

When *for example*, *namely*, or *that is* introduces words, phrases, or a series of clauses at the end of a sentence, the punctuation preceding the expression may vary as follows.

- a. If the first part of the sentence expresses the complete thought and the explanation that follows seems to be added as an afterthought, use a semicolon before the transitional expression.

Always use figures with abbreviations; *for example*, 6 m, 9 sq 4 p.m. (Here the earlier part of the sentence carries the main thought; the examples are a welcome but nonessential addition.)

NOTE. The use of a semicolon before *for example* with a series of phrases is an exception to the general rule that a semicolon is always followed by an independent clause.

- b. If the first part of the sentence suggests that an important explanation or illustration will follow, use a colon before the transitional expression to throw emphasis on what follows.

My assistant has three important duties: *namely*, attending all meetings, writing the minutes, and sending out notices. (The word *three* anticipates the enumeration following *namely*. The colon suggests that what follows is the main thought of the sentence.)

NOTE. Use a comma before the transitional expression to throw emphasis on what precedes.

I checked these figures with three people, *namely*, Alma, Andy and Jm. (This punctuation emphasizes *three people* rather than the specific names.)

- c. If *for example*, *namely*, or *that is* introduces an appositive that explains a word or phrase immediately preceding, a comma should precede the transitional expression.

Do not use quotation marks to enclose an indirect quotation, *that is*, a restatement of a person's exact words. (Here again, a comma is used because what precedes the transitional expression is more important than what follows.)

- d. The semicolon, the colon, and the comma in the examples in ¶182a–c may be replaced by a dash or by parentheses. The dash provides a stronger but less formal break, the parentheses serve to subordinate the explanatory element. (See also ¶¶21–205–219.)

183 Within a Sentence

When *for example*, *namely*, or *that is* introduces words, phrases, or clauses within a sentence, treat the entire construction as nonessential and set it off with commas, dashes, or parentheses. Dashes will give emphasis to the interrupting construction, parentheses will make the construction appear less important than the rest of the words in the sentence.

Many of the components, *for example*, the motor are manufactured by outside suppliers.

Many of the components — *for example*, the motor — are manufactured by outside suppliers.

Many of the components (*example*, the motor) are manufactured by outside suppliers.

NOTE. Commas can be used to set off the nonessential element as long as it contains an internal punctuation other than the comma after the introductory expression.) If

¶ 184

the nonessential element is internally punctuated with several commas, set it off with either dashes or parentheses.

Many of the components—for example, the motor, the batteries, and the cooling unit—are manufactured . . . (Use dashes for emphasis. See ¶201.)

OR: Many of the components (for example, the motor, the batteries, and the cooling unit) are manufactured . . . (Use parentheses for subordination. See ¶219b.)

In a Series

184 Use a semicolon to separate items in a series if any of the items already contain commas. (See also ¶186.)

The company will be represented on the Longwood Environmental Council by Martha Janowski, director of public affairs; Harris Mendel, vice president of manufacturing; and Daniel Santoya, director of environmental systems.

NOTE: As an alternative use parentheses to enclose the title following each name. Then use commas to separate the items in the series.

The company will be represented on the Longwood Environmental Council by Martha Janowski (director of public affairs), Harris Mendel (vice president of manufacturing), and Daniel Santoya (director of environmental systems).

185 Avoid starting a sentence with a series punctuated with semicolons. Try to recast the sentence so that the series comes at the end.

AWKWARD: New offices in Framingham, Massachusetts; Rochester, Minnesota; Metairie, Louisiana; and Bath, Maine, will be opened next year.

IMPROVED: Next year we will open new offices in Framingham, Massachusetts; Rochester, Minnesota; Metairie, Louisiana; and Bath, Maine.

NOTE: In sentences that mention one or more cities, omit the state names if the cities are well known and are clearly linked with only one state. (See also ¶160b.)

Next year we will open new offices in St. Louis, Denver, and Fort Worth.

With Dependent Clauses

186 Use semicolons to separate a series of parallel dependent clauses if they are long or contain internal commas. (See ¶184.)

If you have tried special clearance sales but have not been able to raise the necessary cash; if you have tried to borrow the money and have not been able to find a lender; if you have offered to sell part of the business but have not been able to find a partner, then it seems to me that your only course of action is to go out of business. (See ¶185.)

They promised that they would review the existing specifications, costs, and sales estimates for the project; that they would analyze Merkle's alternative figures; and that they would prepare a comparison of the two proposals and submit their recommendations.

NOTE: A simple series of dependent clauses requires only commas, just like any other kind of series. (See also ¶162.)

Mrs. Bienstock said that all the budgets had to be redone by Monday, that she could not provide us with any extra help, and that we'd better cancel any weekend plans.

➤ *Semicolons with dashes:* see ¶¶213, 215c.

Semicolons with parentheses: see ¶224a.

Semicolons with quotation marks: see ¶248.

Spacing with semicolons: see ¶299d.



The Colon

Between Independent Clauses

- 187** a. Use a colon between two independent clauses when the second clause explains or illustrates the first clause and there is no coordinating conjunction or transitional expression linking the two clauses.

I have a special fondness for the Maine coast: it reminds me of the many happy summers we spent there before our children went off to college.

I have two major hurdles to clear before I get my Ph.D.: I need to pass the oral exam and write a dissertation.

The second clause that explains or illustrates the first clause may itself consist of more than one independent clause.

It has been said that a successful project goes through three stages: it won't work, it costs too much, and I always knew it was a good idea.

As Mark Twain was fond of saying, "Never try to teach a pig to sing: it wastes your time and annoys the pig."

NOTE: It has been traditional to leave two spaces after a colon. Now that the standards of desktop publishing predominate, the use of only one space is appropriate. Unlike the spacing *between* sentences, where two spaces may be needed to improve the visual break, the use of only one space after a colon *within* a sentence normally provides an adequate visual break, just as it does for a semicolon or a comma. (See also ¶299e.)

- b. Compare the use of the colon and the semicolon in the following sentences.

The job you have described sounds very attractive: the salary, the benefits, and the opportunities for training and advancement seem excellent. (Use a colon when the second clause explains the first.)

The job you have described sounds very attractive; it is the kind of job I have been looking for. (Use a semicolon when the second clause does not explain the first clause.)

The job you have described sounds very attractive; for example, the salary and the benefits are good, and the opportunities for advancement seem excellent. (Ordinarily, use a semicolon when a transitional expression links the clauses. However, see ¶188.)

- c. If you aren't sure whether to use a semicolon or a colon between two independent clauses, you can treat each clause as a separate sentence and use a period at the end of each.

The job you have described sounds very attractive. For example, the salary and the benefits are good, and the opportunities for advancement seem excellent.

Before Lists and Enumerations

- 188** Place a colon before such expressions as *for example*, *namely*, and *that is* when they introduce words, phrases, or a series of clauses anticipated earlier in the sentence. (See ¶¶181–182.)

The company provides a number of benefits that are not commonly offered in this area: for example, free dental insurance, low-cost term insurance, and personal financial counseling services.

- *For spacing after a colon when it is used with a list or an enumeration within a sentence, see ¶187a, note.*

¶ 189

- 189** When a clause contains an anticipatory expression (such as *the following*, *as follows*, *here is*, *thus*, and *these*) and directs attention to a series of explanatory words, phrases, or clauses, use a colon between the clause and the series.

These are some of the new features in this year's models: a fuel economy indicator, a new rear suspension, and a three-year limited warranty.

The following staff members have been selected to attend the national sales conference in Honolulu:

Frances Berkowitz

Thomas Gomez

Thomas Miscina

NOTE: Use *as follows* (not *as follow*) even if this phrase refers to a plural noun.

The restrictions on the use of this property are as follows: . . .

- 190** Use a colon even if the anticipatory expression is only implied and not stated.

The house has attractive features: cross ventilation in every room, a two-story living room, and two terraces.

Scientists have devised a most appropriate name for a physical property opposed to gravity: levity. (The colon may be used even when what follows is only a single word. See also ¶210.)

- 191 a.** Do not use a colon if the anticipatory expression occurs near the beginning of a long sentence.

We have set the following restrictions on the return of merchandise, so please be aware of this new policy when dealing with customers. Goods cannot be returned after five days, and price tags must not be removed.

BUT: *We have set the following restrictions on the return of merchandise: goods cannot be returned . . .*

- b.** Do not use a colon if the sentence that contains the anticipatory expression is followed by another sentence.

Campers will find that the following items will add much to their enjoyment. These articles may be purchased from a store near the camp.

Lightweight backpack

Unbreakable vacuum bottle

Insulated sleeping bag

Polarized sunglasses

- c.** Do not use a colon if an explanatory series follows an introductory clause that does not express a complete thought. (In such cases the introductory element often ends with a verb or a preposition.)

WRONG: *Some of the questions that this book answers are: How can you reduce your insurance expenses without sacrificing protection? How can you avoid being over- or underinsured? How can you file a claim correctly the first time around? (Here the introductory clause is incomplete. It has a subject, *Some*, and a verb, *are*, but it lacks a complement.)*

RIGHT: *Some of the questions that this book answers are these: How can you . . . ? (Here the introductory clause is complete; hence a colon is acceptable.)*

RIGHT: *Here are some of the questions that this book answers: How can you . . . ? (Here again the introductory clause is complete; hence a colon is acceptable.)*

WRONG: *The panel consists of: Ms. Seidel, Mrs. Kitay, and Mr. Haddad.*

RIGHT: *The panel consists of Ms. Seidel, Mrs. Kitay, and Mr. Haddad.*

RIGHT: *The panel consists of the following people: Ms. Seidel, Mrs. Kitay, and Mr. Haddad.*

WRONG: This set of china includes: 12 dinner plates, 12 salad plates, and 12 cups and saucers.

RIGHT: This set of china includes 12 dinner plates, 12 salad plates, and 12 cups and saucers.

RIGHT: This set of china includes the following pieces: 12 dinner plates, 12 salad plates, and 12 cups and saucers.

NOTE: A colon may be used after an incomplete introductory clause if the items in the series are listed on separate lines.

This set of china includes:	The panel consists of:
12 dinner plates	Ms. Seidel
12 salad plates	Mrs. Kitay
12 cups and saucers	Mr. Haddad

In Expressions of Time and Proportions

192 When hours and minutes are expressed in figures, separate them with a colon, as in the expression 8:25. (No space precedes or follows this colon. See also ¶¶299e, 440g.)

193 A colon is used to represent the word *to* in proportions, as in the ratio 2:1. (No space precedes or follows this colon. See also ¶¶299e, 450a.)

In Business Documents

194 a. In business letters, use a colon after the salutation (see also ¶1346). In social-business letters, use a comma (see also ¶1395b).

b. In business letters, a colon is often used with elements displayed on separate lines. (In some cases another type of punctuation is also acceptable.)

REFERENCE NOTATIONS: When replying, refer to: Policy 356 627 894 (see ¶1316)

ATTENTION LINE: Attention: Ms. Jane Palmer (see ¶1344)

SUBJECT LINE: Subject: Amendments to Berkowitz Contract (see ¶1353)

REFERENCE INITIALS: DMD:SBC **OR:** dmd/sbc **OR:** sbc (see ¶1370c)

ENCLOSURE NOTATION: Enclosures: **OR:** Under separate cover: (see ¶¶1373–1374)

COPY NOTATION: cc: P. Malone **OR:** c: P. Malone
OR: Copies to: P. Malone (see ¶1376d–f)

POSTSCRIPT: PS: Please call on Monday **OR:** PS. Please call . . . (see ¶1381)

NOTE: Leave one or two spaces after the colon as needed to achieve an adequate visual break. (A colon used in reference initials should not be followed or preceded by any space.)

c. In memos and other business documents, use a colon after displayed guide words.

TO: FROM: DATE: SHIP TO: BILL TO: *Distribution:*

NOTE: Leave a minimum of two spaces after displayed guide words like these. If a number of displayed guide words are arranged in a column (as in the heading of a memo), set a tab a minimum of two spaces after the longest guide word in the column so that the entries following the guide words will all align at the same point. You may be able to use a preset tab instead of setting a new tab. (See ¶1393f.)

¶ 195

In References to Books or Publications

- 195** a. Use a colon (followed by one space) to separate the title and the subtitle of a book.

Be sure to read *The New Financial Order: Risk in the Twenty-First Century*.

If you want to see how our language is being abused, I urge you to read William Lutz's classic work, *The New Doublespeak: Why No One Knows What Anyone's Saying Anymore*.

- b. A colon may be used to separate volume number and page number in footnotes and similar references. (Leave no space before or after the colon. See also ¶299e.)

8:763-766 (meaning *Volume 8, pages 763-766*; see also ¶1512, note)

NOTE: A reference to chapter and verse in the Bible is handled the same way:

Isa. 55:10 (meaning the Book of Isaiah, *Chapter 55, verse 10*)

Capitalizing After a Colon

- 196** Do not capitalize the first word after a colon if the material that follows cannot stand alone as a sentence.

All cash advances must be countersigned by me, with one exception: when the amount is less than \$50. (Dependent clause following a colon.)

Two courses are required: algebra and English. (Words following a colon.)

EXCEPTION: Capitalize the first word after the colon if it is a proper noun, a proper adjective, or the pronoun *I*.

Two courses are required: English and algebra.

BUT: Two courses are required: algebra and English.

- 197** Do not capitalize the first word of an independent clause after a colon if the clause explains, illustrates, or amplifies the thought expressed in the first part of the sentence. (See ¶196, exception.)

Essential and nonessential elements require altogether different punctuation: the latter should be set off by commas; the former should not.

- 198** Capitalize the first word of an independent clause after a colon only if it requires special emphasis or is presented as a formal rule. (In such cases the independent clause expresses the main thought; the first part of the sentence usually functions only as an introduction.)

Let me say this: If the company is to recover from its present difficulties, we must immediately devise an entirely new marketing strategy.

Here is the key principle: Nonessential elements must be set off by commas; essential elements should not.

Although index investing derives from the theory that the markets operate efficiently, its intellectual foundation is based on a simple truth: It is impossible for all stock investors *together* to outperform the overall stock market.

NOTE: Some writers like to capitalize *every* independent clause that follows a colon, even though they would not be tempted to capitalize independent clauses that follow a semicolon or a dash. The best policy is *not* to capitalize independent clauses after a colon except as specifically noted in ¶¶197-199.



199 Also capitalize the first word after a colon under these circumstances:

- a. When the material following the colon consists of two or more sentences.

There are several drawbacks to this proposal: First, it will tie up a good deal of capital for the next five years. Second, the likelihood of a significant return on the investment has not been shown.

- b. When the material following the colon is a quoted sentence.

Frederick Fontina responded in this way: "We expect to win our case once all the facts are brought out in the trial." (See ¶ 256b–f for the use of a colon before a quoted sentence.)

- c. When the material following the colon starts on a new line (for example, the body of a letter following the salutation or the individual items displayed on separate lines in a list).

Dear John:

I have read your latest draft, and I find it much improved. However, on page 4 I wish you would redo . . .

Capitalize the first word of:

- Every sentence.
- Direct quotations.
- Salutations in letters.

- d. When the material *preceding* the colon is a short introductory word such as *Note*, *Caution*, or *Remember*.

Note: All expense reports must be submitted no later than Friday.

Remember: All equipment must be turned off before you leave.

- e. When the material *preceding* the colon is the name of a speaker in the transcription of court testimony or in a script for a play. (See also ¶ 270.)

SPELLMAN: According to Mrs. Genovese's testimony, you called Mr. Mellon "a person of hidden depths."

RISKIN: What I actually said was that I found Mr. Mellon to be a person of hidden shallows.

➤ *Colons with dashes:* see ¶¶ 213, 215c.

Colons with parentheses: see ¶ 224a.

Colons with quotation marks: see ¶¶ 248, 256b–f.

Spacing with colons: see ¶ 187a, note, and ¶¶ 299e, 1433e.

Section 2

Punctuation: Other Marks

The Dash (§§201-217)

- In Place of Commas (§§201-203)
- In Place of a Semicolon (§204)
- In Place of a Colon (§205)
- In Place of Parentheses (§206)
- To Indicate an Abrupt Break or an Afterthought (§§207-208)
- To Show Hesitation (§209)
- To Emphasize Single Words (§210)
- With Repetitions, Restatements, and Summarizing Words (§211)
- Before Attributions (§212)
- Punctuation Preceding an Opening Dash (§213)
- Punctuation Preceding a Closing Dash (§214)
- Punctuation Following a Closing Dash (§215)
- Typing Dashes (§§216-217)

Parentheses (§§218-226)

- With Explanatory Material (§§218-219)
- With References (§220)
- With Dates (§221)
- With Enumerated Items (§§222-223)
- Parenthetical Items Within Sentences (§224)
- Parenthetical Items at the End of Sentences (§225)
- Parenthetical Items as Separate Sentences (§226)

Quotation Marks (§§227-284)

- With Direct Quotations (§§227-234)
- For Special Emphasis (§§235-241)
- With Titles of Literary and Artistic Works (§§242-244)
- Quotations Within Quotations (§§245-246)
- With Periods and Commas (§247)
- With Semicolons and Colons (§248)
- With Question Marks and Exclamation Points (§249)
- With Dashes (§250)
- With Parentheses (§251)
- Punctuating Quotations That Stand Alone (§252)
- Punctuating Quotations That Begin a Sentence (§§253-255)

- Punctuating Quotations That End a Sentence (§§256–258)
- Punctuating Quotations Within a Sentence (§§259–261)
- Punctuating Quoted Sentences With Interrupting Expressions (§§262–263)
- Punctuating Long Quotations (§§264–265)
- Quoting Letters (§266)
- Quoting Poetry (§§267–268)
- Quoting Dialogues and Conversations (§§269–270)
- Style in Quoted Material (§271)
- Capitalization in Quoted Material (§§272–273)
- Aligning Quotation Marks (§274)
- Omissions in Quoted Material (§§275–281)
- Insertions in Quoted Material (§§282–284)

Italics and Underlining (§§285–290)

- For Special Emphasis (§§285–288)
- With Titles of Literary and Artistic Works (§289)
- Guidelines for Italics and Underlining (§290)

Other Marks of Punctuation (§§291–298)

- Ellipsis Marks (. . .) (§291)
- The Asterisk (*) (§§292–293)
- The Diagonal (/) (§§294–295)
- Brackets ([]) (§296)
- Angle Brackets (<>) (§297)
- The Apostrophe (') (§298)

Spacing With Punctuation Marks (§299)

- *For definitions of grammatical terms, see the appropriate entries in the Glossary of Grammatical Terms (Appendix D).*

The Dash

Although the dash has a few specific functions of its own, it most often serves in place of the comma, the semicolon, the colon, or parentheses. When used as an alternative to these other marks, it creates a much more emphatic separation of words within a sentence. Because of its versatility, some writers are tempted to use a dash to punctuate almost any break within a sentence. Indeed, some writers mistakenly think it is fashionable to use dashes in place of periods at the end of sentences. However, this indiscriminate use of dashes destroys the special forcefulness that a dash can convey. So please use the dash sparingly—and then only for deliberate effect.

IMPORTANT NOTE: Dashes come in different lengths—one em, two ems, three ems, and one en. (An em has the same width as a capital M; an en is one-half the width of an em.)

Continued on page 56

¶201

The term *dash*—as used in ¶¶201–215—refers in all cases to a one-em dash; ¶¶216–217 deal in part with the use of two-em, three-em, and en dashes. (In the preceding sentence the dash used in the phrase ¶¶201–215 is an illustration of an *en dash*. The dashes used to set off the phrase *as used in ¶¶201–215* as a whole are illustrations of an *em dash*, the simpler way of referring to a one-em dash.)

In Place of Commas

201 Use dashes in place of commas to set off a nonessential element that requires special emphasis.

At this year's annual banquet, the speakers—and the food—were superb.

Of all the color samples you sent me, there was only one I liked—taupe.

202 If a nonessential element already contains internal commas, use dashes in place of commas to set the element off. (If dashes provide too emphatic a break, use parentheses instead. See ¶¶183, 219.)

Our entire inventory of Oriental rugs—including a fine selection of Sarouks, Kashans, and Bokharas—will be offered for sale at a 40 percent discount.

203 To give special emphasis to the second independent clause in a compound sentence, use a dash rather than a comma before the coordinating conjunction.

The information I sent you is true—and you know it!

In Place of a Semicolon

204 For a stronger but less formal break, use a dash in place of a semicolon between closely related independent clauses. (See ¶¶176, 178.)

I do the work—he gets the credit!

The job needs to be done—moreover, it needs to be done well.

Wilson is totally unqualified for a promotion—for example, he still does not grasp the basic principles of good management.

In Place of a Colon

205 For a stronger but less formal break, use a dash in place of a colon to introduce explanatory words, phrases, or clauses. (See ¶¶187–189.)

I need only a few items for my meeting with Kaster—namely, a copy of his letter of May 18, a copy of the contract under dispute, and a bottle of aspirin.

My arrangement with Gina is simple—she handles sales and I take care of promotion.

In Place of Parentheses

206 Use dashes instead of parentheses when you want to give the nonessential element strong emphasis. (See ¶¶183, 219.)

Call Mike Habib—he's with Jax Electronics—and get his opinion.

To Indicate an Abrupt Break or an Afterthought

207 Use a dash to show an abrupt break in thought or to separate an afterthought from the main part of a sentence. When a sentence breaks off after a dash, leave one or two spaces before the next sentence. (See ¶¶102, 299f.)

I wish you would— Is there any point in telling you what I wish for you?

We offer the best service in town—and the fastest!

According to Bertrand Russell, "Many people would sooner die than think—and usually do."

- 208** If a *question* or an *exclamation* breaks off abruptly before it has been completed, use a dash followed by a question mark or an exclamation point as appropriate. (See ¶215a.) If the sentence is a *statement*, however, use a dash alone. Leave one or two spaces before the next sentence. (See ¶102.)

Do you want to tell him or—? Suppose I wait to hear from you.

If only— Yet there's no point in talking about what might have been.

(**NOT:** If only—. Yet there's no point in talking about what might have been.)

➤ For the use of ellipsis marks to indicate a break in thought, see ¶291b.

To Show Hesitation

- 209** Use a dash to indicate hesitation, faltering speech, or stammering.

The work on the Patterson project was begun—oh, I should say—well, about May 1—certainly no later than May 15.

To Emphasize Single Words

- 210** Use dashes to set off single words that require special emphasis.

Jogging—that's what he lives for.

There is, of course, a secret ingredient in my pasta sauce—fennel.

With Repetitions, Restatements, and Summarizing Words

- 211** a. Use dashes to set off and emphasize words that repeat a previous thought or restate it to make it more specific.

Don't miss this opportunity—the opportunity of a lifetime!

Next week—on Thursday at 10 a.m.—we will be making an important announcement at a press conference.

In November and December, fear of family reunions—sometimes referred to as “kindred”—is a common phenomenon.

- b. Use a dash before such words as *these*, *they*, and *all* when these words stand as subjects summarizing a preceding list of details.

Network television, magazines, and newspapers—*these* will be the big losers in advertising revenues next year.

India, China, and Australia—*all* are important new markets for us.

BUT: India, China, and Australia are all important new markets for us. (No dash is used when the summarizing word is not the subject.)

Before Attributions

- 212** When providing an attribution for a displayed quotation—that is, when identifying the author or the source of the quotation—use a dash before the name of the author or the title of the work.

Never put off till tomorrow that which you can do today.

—Benjamin Franklin

Never do today what you can put off till tomorrow.

—Aaron Burr

Never put off until tomorrow what you can do the day after tomorrow.

—Mark Twain

NOTE: The attribution typically appears on a separate line, aligned at the right with the longest line in the displayed quotation. For additional examples, see ¶274b.

¶213

Punctuation Preceding an Opening Dash

- 213** Do not use a comma, a semicolon, or a colon before an opening dash. Moreover, do not use a period before an opening dash (except a period following an abbreviation).

Quality circles boost productivity—and they pay off in higher profits too.

(**NOT:** Quality circles boost productivity,—and they pay off in higher profits too.)

The catalog proofs arrived before 11 a.m.—just as you promised.

Punctuation Preceding a Closing Dash

- 214** a. When a *statement* or a *command* is set off by dashes within a sentence, do not use a period before the closing dash (except a period following an abbreviation).

Ernie Krauthoff—he used to have his own consulting firm—has gone back to his old job at Marker's.

(**NOT:** Ernie Krauthoff—He used to have his own consulting firm—has gone back to his old job at Marker's.)

Your proposal was not delivered until 6:15 p.m.—more than two hours after the deadline.

- b. When a *question* or an *exclamation* is set off by dashes within a sentence, use a question mark or an exclamation point before the closing dash.

The representative of the Hitchcock Company—do you know her?—has called again.

The new sketches—I can't wait to show them to you!—should be ready by Monday or Tuesday.

NOTE: When a complete sentence is set off by dashes, do not capitalize the first word unless it is a proper noun, a proper adjective, the pronoun *I*, or the first word of a quoted sentence.

Punctuation Following a Closing Dash

- 215** When the sentence construction requires some mark of punctuation following a closing dash, either retain the dash or use the sentence punctuation—but do not use both marks together.

- a. When a closing dash falls at the end of a sentence, it should be replaced by the punctuation needed to end the sentence—a question mark or an exclamation point (but not a period). (See ¶208.)

Wheeler's Transport delivers the goods—on time!

(**NOT:** Wheeler's Transport delivers the goods—on time—!)

- b. When a closing dash occurs at a point where the sentence requires a comma, retain the closing dash and omit the comma.

The situation has become critical—indeed dangerous—but no one seems to care. (Here the closing dash is retained, and the comma before the coordinating conjunction is omitted.)

If you feel you are qualified for the job—and you may very well be—you ought to take the employment test and go for an interview. (Here the closing dash is retained, and the comma that separates a dependent clause from an independent clause is omitted.)

Brophy said—and you can check with him yourself—"This office must be vacated by Friday." (Here the closing dash is retained, and the comma before the quotation is omitted.)

NOTE: Do not put a phrase in dashes if the closing dash occurs at a point where a comma is needed after an item in a series. Put the phrase in parentheses instead.

CONFUSING: I plan to ask Spalding, Crawford—Betty, not Harold—Higgins, and Martin to investigate why sales have fallen off so sharply.

CLEAR: I plan to ask Spalding, Crawford (Betty, not Harold), Higgins, and Martin to investigate why sales have fallen off so sharply.

¶216

- c. If a closing dash occurs at a point where the sentence requires a semicolon, a colon, or a closing parenthesis, drop the closing dash and use the required sentence punctuation.

Please try to get your sales projections to us by Wednesday—certainly by Friday at the latest; otherwise, they will be of no use to us in planning next year's budget.

Here is what Marsha had to say—or at least the gist of it: look for new opportunities in niche marketing, and move quickly to capitalize on them.

You need a volunteer (for example, someone like Louis Morales—he's always cooperative) to play the part of the customer.

Typing Dashes

- 216 a.** If you are using word processing software, you will very likely have access to a special character called an *em dash*—so called because it is as wide as a capital M. (This is the dash that appears in all the examples in ¶¶201–215.) If you do not have access to this special character, you can construct a dash by striking the hyphen key *twice* with no space between the hyphens. Whether you use an em dash or two hyphens, leave no space before or after the dash.

Don't believe him—ever!

(**NOT:** Don't believe him – ever!)

OR: Don't believe him--ever!

(**NOT:** Don't believe him -- ever!)

BUT: If only I had realized— But now it's too late. (When a statement breaks off abruptly, leave one or two spaces between the dash and the start of the next sentence. See ¶208 and important spacing guidelines in ¶102.)

- b.** Never use a single hyphen to represent a dash.

There's only one person who can do this job--you!

(**NOT:** There's only one person who can do this job-you! **OR:** . . . this job - you!)

- c.** A two-em dash is used to indicate that letters are missing from a word. If you do not have access to a two-em dash, type four consecutive hyphens (with no space between). If the letters are missing from *within* a word, leave no space before or after the two-em dash. If the letters are missing *at the end* of a word, leave no space before; leave one space after unless a mark of punctuation needs to be inserted at that point.

Mr. T—n was the one who tipped off the police. **OR:** Mr. T----n was the one . . .

Mrs. J— asked not to be identified. **OR:** Mrs. J---- asked not to be identified.

- d.** A three-em dash is used to indicate that an entire word has been left out or needs to be provided. If you do not have access to a three-em dash, type six consecutive hyphens (with no space between hyphens). Since the three-em dash represents a complete word, leave one space before and after the three-em dash unless a mark of punctuation is required after the missing word.

We expect our sales will reach — by the end of the year.

OR: We expect our sales will reach ----- by the end of the year.

NOTE: A three-em dash is also used in bibliographies to represent an author's name in subsequent entries, after the first entry in which the author's name is given in full. See ¶1548 and the illustration on page 506.

- e.** Type a dash at the end of a line (rather than at the start of a new line).

He lives in Hawaii—
on Maui, I believe.

NOT: He lives in Hawaii
—on Maui, I believe.

¶217

- 217 a.** Use an *en* dash—half the length of an em dash but longer than a hyphen—to connect numbers in a range. The en dash means “up to and including” in expressions like these:

open 10 a.m.–6 p.m., Monday–Friday
 planned for the week of March 2–8
 during the years 2005–2008
 a seminar scheduled for May–June 2006

see Chapters 2–3, pages 86–124
 a loan of \$50,000–\$60,000 for 10–15 years
 retirement plans for employees aged 55–62
 new offices located on Floors 16–17

➤ *For the use of an en dash in certain compound adjectives, see ¶819b, note, and ¶821b, note; for other examples showing the use of an en dash, see ¶¶459–460.*

- b.** Use an en dash to signify a minus sign. (See ¶1631e.)
- c.** If the equipment you are using does not offer access to an en dash, use a hyphen in expressions like those in *a* above.
- d.** In manuscript being prepared for publication, it is often necessary to use special proofreaders’ marks to distinguish en dashes from em dashes and hyphens, especially when hyphens have been used throughout the manuscript to represent dashes of varying length.

The proper way to code the length of dashes is as follows:

$\frac{1}{N}$ $\frac{1}{M}$ $\frac{2}{M}$ $\frac{3}{M}$

The proper way to indicate which hyphens are to be treated as hyphens is to double the hyphen to look like an equal sign. For example:

first[⌒]-rate first[⌒]-rate post[⌒]-Revolutionary War period

Winston[⌒]-Salem[⌒]-Washington flight connections

A two[⌒]-day conference will take place early this spring[⌒]-sometime during the week of

April 4[⌒]-10, I believe. The registration fee of \$250[⌒]-300 will be reduced for those who

sign up for the first[⌒]-day program.

Parentheses

Parentheses and dashes serve many of the same functions, but they differ in one significant respect: parentheses can set off only nonessential elements, whereas dashes can set off essential and nonessential elements. **REMEMBER:** In setting off elements, dashes emphasize; parentheses de-emphasize.

With Explanatory Material

- 218** Use parentheses to enclose explanatory material that is independent of the main thought of the sentence. The material within parentheses may be a single word, a phrase, an entire sentence, a number, or an abbreviation.

We called him Mr. B. for so long that when I ran into him last week, I couldn’t remember his last name (Bertolucci). (A single word.)

By Friday (or sooner if possible) I will have an answer for you. (A phrase.)

¶222

Our competitors (we consistently underprice them) can't understand how we are able to do it. (A sentence.)

This note for Five Thousand Dollars (\$5000) is payable within ninety (90) days. (Numbers. See ¶¶420, 436a, note.)

Many corporations have created a new top-level job: chief information officer (CIO). (Abbreviation. See ¶504, note.)

NOTE: Be sure the parentheses enclose only what is truly parenthetical.

WRONG: I merely said I was averse (not violently opposed to) your suggestion.

RIGHT: I merely said I was averse (not violently opposed) to your suggestion.

219 Use parentheses to set off a nonessential element when dashes would be too emphatic and commas might create confusion.

a. Parentheses are clearer than commas when a city-state expression occurs as an adjective.

Sales are down in our Middletown (Connecticut) office.

BETTER THAN: Sales are down in our Middletown, Connecticut, office.

b. Parentheses are clearer than commas when the nonessential element already contains commas. (See ¶¶183, 202.)

In three of our factories (Gary, Detroit, and Milwaukee) output is up.

With References

220 Use parentheses to set off references and directions.

When I last wrote to you (see my letter of July 8 attached), I enclosed photocopies of checks that you had endorsed and deposited.

When a reference falls *at the end of a sentence*, it may be treated as part of the sentence or as a separate sentence. (See also ¶225, note.)

This point is discussed at greater length in Chapter 7 (see pages 90–101).

OR: This point is discussed at greater length in Chapter 7. (See pages 90–101.)

➤ *For the use of parentheses in footnotes, endnotes, and textnotes, see Section 15.*

With Dates

221 Use parentheses to enclose dates that accompany a person's name, a publication, or an event.

He claims that he can trace his family back to Charlemagne (742–814).

The "Sin On" Bible (1716) got its name from an extraordinary typographical error: instead of counseling readers to "sin no more," it urged them to "sin on more."

With Enumerated Items

222 a. **Within a Sentence.** Use parentheses to enclose numbers or letters that accompany enumerated items within a sentence.

We need the following information to complete our record of Ms. Pavlick's experience: (1) the number of years she worked for your company, (2) a description of her duties, and (3) the number of promotions she received.

NOT: . . . our record of Ms. Pavlick's experience: 1) the number of years she worked for your company, 2) a description of her duties, and 3) the number of promotions she received. (The only acceptable use of a single closing parenthesis is in an outline. See ¶223.)

Continued on page 62

¶223

NOTE: Use letters to enumerate items within a sentence when the sentence itself is part of a *numbered* sequence.

3. Please include these items on your expense report: (a) the cost of your hotel room, (b) the cost of meals, and (c) the amount spent on travel.

b. In a Displayed List. If the enumerated items appear on separate lines, the letters or numbers are usually followed only by periods. (See ¶107a.)

223 Subdivisions in outlines are often enclosed in parentheses. It is sometimes necessary to use a single closing parenthesis to provide another level of subdivision.

- | | |
|----------|----------|
| 1. | I. |
| a. | A. |
| (1) | 1. |
| (a) | a. |
| 1) | (1) |
| a) | (a) |
| | 1) |
| | a) |

NOTE: At every level of an outline there should be at least two items. If an item is labeled *A*, there must be at least one more item (labeled *B*) at the same level.

➤ For guidelines on formatting outlines, see ¶¶1718–1723.

Parenthetical Items Within Sentences

224 If the item in parentheses falls *within a sentence*:

a. Make sure that any punctuation that comes after the item (such as a comma, a semicolon, a colon, or a dash) falls *outside* the closing parenthesis.

Unless I hear from you within five working days (by May 3), I will turn this matter over to my attorney.

I tried to reach you last Monday (I called just before noon); however, no one in your office knew where you were.

For Jane there is only one goal right now (and you know it): getting that M.B.A.

I saw your picture in a magazine last week (in *People*, I think)—and how I laughed when I saw who was standing next to you!

NOTE: Do not insert a comma, a semicolon, a colon, or a dash *before* an opening parenthesis.

b. Do not capitalize the first word of the item in parentheses, even if the item is a complete sentence. **EXCEPTIONS:** Proper nouns, proper adjectives, the pronoun *I*, and the first word of a quoted sentence. (See examples in *c* below.)

c. Do not use a period before the closing parenthesis except with an abbreviation.

Plan to stay with us (we're only fifteen minutes from the airport) whenever you come to New Orleans.

NOT: Plan to stay with us (We're only fifteen minutes from the airport.) whenever you come to New Orleans.

Paul Melnick (he's Boyd's new sales manager) wants to take you to lunch.

At last week's hearing (I had to leave at 4 p.m.), was the relocation proposal presented?

- d. Do not use a question mark or an exclamation point before the closing parenthesis unless it applies solely to the parenthetical item *and* the sentence ends with a different mark of punctuation.

At the coming meeting (will you be able to make it on the 19th?), let's plan to discuss next year's budget. (A question mark is used in parentheses because the sentence ends with a period.)

May I still get tickets to the show (and may I bring a friend), or is it too late? (A question mark is omitted in parentheses because the sentence ends with a question mark.)

NOT: May I still get tickets to the show (and may I bring a friend?), or is it too late?

Parenthetical Items at the End of Sentences

225 If the item in parentheses is to be incorporated *at the end of a sentence*:

- a. Place the punctuation needed to end the sentence *outside* the closing parenthesis.

Please return the payroll review sheets by Monday (October 8).

Is it true that there is a special term for gossip spread by e-mail (word of mouse)?

What a prima donna I work with (you know the one I mean)!

- b. Do not capitalize the first word of the item in parentheses, even if the item is a complete sentence. **EXCEPTIONS:** Proper nouns, proper adjectives, the pronoun *I*, and the first word of a quoted sentence. (See examples in *c* and *d* below.)

- c. Do not use a period before the closing parenthesis except with an abbreviation.

Our office is open late on Thursdays (until 9 p.m.).

Our office is open late on Thursdays (we're here until nine).

NOT: Our office is open late on Thursdays (We're here until nine.).

- d. Do not use a question mark or an exclamation point before the closing parenthesis unless it applies solely to the parenthetical element *and* the sentence ends with a different mark of punctuation.

My new assistant is Bill Romero (didn't you meet him once before?).

Be sure to send the letter to Portland, Oregon (not Portland, Maine!).

Then he walked out and slammed the door (can you believe it?)!

Do you know Ellen Smyth (or is it Smythe)?

NOT: Do you know Ellen Smyth (or is it Smythe?)?

I'm through with the job (and I mean it)!

NOT: I'm through with the job (and I mean it?)!

NOTE: When a complete sentence occurs within parentheses at the end of another sentence, it may be incorporated into the sentence (as in the examples above) as long as it is fairly short and closely related. If the sentence in parentheses is long or requires special emphasis, it should be treated as a separate sentence (see ¶226).

Parenthetical Items as Separate Sentences

226 If the item in parentheses is to be treated as a *separate sentence*:

- a. The preceding sentence should close with a punctuation mark of its own.
- b. The item in parentheses should begin with a capital letter.
- c. A period, a question mark, or an exclamation point (whichever is appropriate) should be placed *before* the closing parenthesis.

¶226

- d. No other punctuation mark should follow the closing parenthesis. Leave one or two spaces before the start of the next sentence. (See ¶102.)

Then Steven Pelletier made a motion to replace the board of directors. (He does this at every stockholders' meeting.) However, this year . . .

I was most impressed with the speech given by Helena Verdi. (Didn't you used to work with her?) She knew her subject and she knew her audience.

- *Parentheses around question marks: see ¶118.*
- Parentheses around exclamation points: see ¶119c.*
- Parentheses around confirming figures: see ¶420a.*
- Parentheses around area codes in telephone numbers: see ¶454c.*
- Parenthetical elements within parenthetical elements: see ¶296b.*
- Plural endings in parentheses: see ¶626.*

Quotation Marks

Quotation marks have three main functions: to indicate the use of someone else's exact words (see ¶¶227–234), to set off words and phrases for special emphasis (see ¶¶235–241), and to display the titles of certain literary and artistic works (see ¶¶242–244).

IMPORTANT NOTE: There are three styles of quotation marks: *curly* (" "), *slanted* (" "), and *straight* ("). (Curly quotation marks are often referred to as *smart quotes*.)

In the following examples, note that curly and slanted quotation marks require a different symbol to mark the opening and closing of the quoted material; straight quotation marks are the same, whether they open or close the quoted material. (Note also that the style of the apostrophe in *won't* matches the style of the quotation marks.)

CURLY: Paul simply said, "It won't work."

SLANTED: Paul simply said, "It won't work."

STRAIGHT: Paul simply said, "It won't work."

The font you select will determine the style of quotation marks to be used. If you wish, you can switch from the default style to an alternative style by accessing an extended character set.

Quotation marks usually appear as a doubled set of symbols, but in certain circumstances single quotation marks are called for. (See ¶¶245–246, 247b, 248b, 249d, 250b, 265b, 298a.)

For guidance on how to position punctuation marks in relation to the closing quotation mark—*inside* or *outside*—see ¶¶247–251.

For more specific guidance on when to use punctuation with quoted material and which punctuation to use, refer to the following paragraphs:

- *Quotations standing alone: see ¶252.*
- Quotations at the beginning of a sentence: see ¶¶253–255.*
- Quotations at the end of a sentence: see ¶¶256–258.*
- Quotations within a sentence: see ¶¶259–261.*
- Quotations with interrupting expressions: see ¶¶262–263.*
- Quotations within quotations: see ¶¶245–246.*
- Long quotations: see ¶¶264–265.*
- Quoted letters: see ¶266.*
- Quoted poetry: see ¶¶267–268.*
- Quoted dialogues and conversations: see ¶¶269–270.*
- Quotation marks as a symbol for inches: see ¶¶432, 543b.*

With Direct Quotations

- 227** Use quotation marks to enclose a *direct quotation*, that is, the exact words of a speaker or a writer.

As Senator Daniel Patrick Moynihan once observed, "You are entitled to your own opinion, but you are not entitled to your own facts."

In her fight for civil rights during the 1960s, Fannie Lou Hamer said, "I'm sick and tired of being sick and tired."

Casey Stengel once said, "The secret of managing is to keep the guys who hate you from the guys who are undecided."

When I asked Diana whether she liked the new format of the magazine, all she said was "No." (See ¶¶233, 256a, note.)

- 228** a. Do not use quotation marks for an *indirect quotation*, that is, a restatement or a rearrangement of a person's exact words. (An indirect quotation is often introduced by *that* or *whether* and usually differs from a direct quotation in person, verb tense, or word order.)

DIRECT QUOTATION: Mrs. Knudsen asked her supervisor, "Am I still being considered for the transfer?"

INDIRECT QUOTATION: Mrs. Knudsen asked her supervisor whether she was still being considered for the transfer.

DIRECT QUOTATION: Her supervisor said, "You're still in the running, but don't expect a quick decision."

INDIRECT QUOTATION: Her supervisor said that she was still in the running but should not expect a quick decision.

NOTE: Sometimes *direct* quotations are introduced by *that*. (See ¶¶256f and 272, note.)

- b. In some cases a person's exact words may be treated as either a direct or an indirect quotation, depending on the kind of emphasis desired.

The chairman himself said, "The staff should be told at once that the rumors about a new building have no foundation." (The use of quotation marks emphasizes that these are the chairman's exact words.)

The chairman himself said the staff should be told at once that the rumors about a new building have no foundation. (Without quotation marks, the emphasis falls on the message itself. The fact that the chairman used these exact words is not important.)

- 229** Do not use quotation marks to set off a *direct question* at the end of a sentence unless it is also a *direct quotation* (one that uses someone's exact words).

DIRECT QUESTION: The question is, Who will pay for restoring the landmark?

DIRECT QUOTATION: Mrs. Burchall then asked, "Who will pay for restoring the landmark?"

DIRECT QUOTATION: Mrs. Burchall then replied, "The question is, Who will pay for restoring the landmark?" (See also ¶115.)

- 230** Quotation marks are not needed to set off interior thoughts or imagined dialogue. Treat this kind of material like a *direct question* (as shown in ¶229 above).

After I left Joe's office, I thought, He has no business telling me what to do.

I should have said, I can handle this situation—thank you very much!—without any of your help.

NOTE: In special cases quotation marks may help to preserve clarity or maintain stylistic consistency (for example, when imaginary dialogue is interspersed with actual dialogue).

¶231

- 231 a.** When only a word or phrase is quoted from another source, be sure to place the quotation marks only around the words extracted from the original source and not around any rearrangement of those words.

Tanya said she would need “more help” in order to finish your report by this Friday. (Tanya’s exact words were, “How can he expect me to finish his report by this Friday without more help?”)

- b.** When a quoted word or phrase comes at the end of a statement, the period goes *inside* the closing quotation mark.

President Harry Truman said he wanted to find a one-armed economist—someone who wouldn’t say “on the one hand, on the other hand.”

NOTE: When a quoted word or phrase comes at the end of a question or an exclamation, the placement of punctuation with respect to the quotation marks will vary. (See ¶258 for guidelines. See also ¶247a, particularly examples 2–4.)

- c.** Be particularly sure not to include such words as *a* and *the* at the beginning of the quotation or *etc.* at the end unless these words were actually part of the original material.

Ben thought you did a “super” job on the packaging design. (Ben’s exact words were, “Tell Bonnie I thought the job she did on the packaging design was super.”)

Explain the decision any way you want, but tell George I said, “I’m truly sorry about the way things turned out,” etc., etc.

- 232** When quoting a series of words or phrases in the exact sequence in which they originally appeared, use quotation marks before and after the complete series. However, if the series of quoted words or phrases did not appear in this sequence in the original, use quotation marks around each word or phrase.

According to Selma, the latest issue of the magazine looked “fresh, crisp, and appealing.” (Selma’s actual words were, “I think the new issue looks especially fresh, crisp, and appealing.”)

BUT: Selma thinks the magazine looks “fresh” and “crisp.”

(NOTE: Selma thinks the magazine looks “fresh and crisp.”)

- 233** Do not quote the words *yes* and *no* unless you wish to emphasize that these were (or will be) the exact words spoken.

Please answer the question yes or no.

Don’t say no until you have heard all the terms of the proposal.

You need to start saying no to cookies and yes to laps around the block.

When asked if he would accept a reassignment, Nick thought for a moment; then, without any trace of emotion, he said “Yes.” (The quotation marks imply that Nick said precisely this much and no more. See ¶256a, note, for the use or omission of a comma after *he said*.)

NOTE: When quoting the words *yes* and *no*, capitalize them if they represent a complete sentence.

All she said was “No.”

I would have to answer that question by saying “Yes and no.”

BUT: That question requires something more than a yes-or-no answer.

- 234** Do not use quotation marks with well-known proverbs and sayings. They are not direct quotations.

When I was young, I was taught that the person who laughs last laughs best.

When I was older, I learned that the person who laughs last thinks slowest.

Now that I’m old, I know that people who laugh last.

For Special Emphasis

- 235** When using technical terms, business jargon, or coined words or phrases not likely to be familiar to your reader, enclose them in quotation marks when they are first used.

One computer support center reports that some software users become confused when they are directed to press any key. They call to complain that they cannot find the “any” key.

It takes Joe a long time to get himself “booted up” in the morning. (The quoted phrase refers to the technique whereby a computer gets itself up and running. The quotation marks are unnecessary if you are writing to someone familiar with computer terms.)

- 236 a.** Words used humorously or ironically may be enclosed in quotation marks.

Rose’s shop does not sell second-hand clothes. It sells “experienced” clothing.

When I invited Sally to join me today for a lunch alfresco (out of doors), she said she only had time for lunch “al desko.”

My opponent has pledged to oppose any legislation that would levy “new taxes.” However, he is on record as favoring “revenue enhancement through new user fees.”

However, unless you are convinced your reader will otherwise miss the humor or the irony, omit the quotation marks.

I was totally underwhelmed by Joe’s proposal to centralize all purchasing.

(**RATHER THAN:** I was totally “underwhelmed” by Joe’s proposal . . .)

HDL cholesterol is the good kind; it’s LDL that’s the bad kind.

(**RATHER THAN:** . . . the “good” kind . . . the “bad” kind . . .)

Is it really true that some Germans refer to their laptop computers as schleptops?

(**RATHER THAN:** . . . some Germans refer to their laptop computers as “schleptops”?)

- b.** A slang expression, the use of poor grammar, or a deliberate misspelling is enclosed in quotation marks to indicate that such usage is not part of the writer’s normal way of speaking or writing.

Now that his kids have run off to Europe with the college tuition money, Bob has stopped boasting about his close-knit “nucular” family. (The writer is mimicking Bob’s habitual mispronunciation of *nuclear*.)

As far as I’m concerned, Polly Harrington’s version of what happened “ain’t necessarily so.”

- c.** Quotation marks are not needed for colloquial expressions.

She cares less about the salary than she does about the perks—you know, chauffeured limousine, stock options, and all the rest of it. (*Perks* is short for *perquisites*, meaning “special privileges.”)

Pam is planning to temp until she’s sure about staying in Los Angeles. (*To temp* means “to do temporary work.”)

- 237 a.** Use quotation marks to enclose words and phrases that have been made to play an abnormal role in a sentence—for example, verb phrases made to function as adjectives.

We were all impressed by her “can do” attitude. (*Can do* is a verb phrase used here as an adjective modifying *attitude*.)

OR: We were all impressed by her can-do attitude. (A hyphen may also be used to hold together a phrase used as an adjective before a noun. See ¶828a.)

BUT NOT: We were all impressed by her “can-do” attitude. (Do not use both quotation marks and a hyphen for the same purpose.)

I’m selling my car on an “as is” [**OR:** as-is] basis.

“Backspace and overstrike” is a hacker’s way of saying that you ought to take back something you just said or undo something you just did.

¶238

NOTE: When a verb like *must* or a preposition/adverb like *in* becomes established as a noun or an adjective (as indicated in the dictionary), use quotation marks only in those constructions where confusion could otherwise result.

You have to read that book; it's a *must*.

BUT: You have to get that book; it's "must" reading.

Frank *must* have an *in* with their purchasing department.

BUT: I guess she thinks it's still the "in" thing to do.

This has been an off year for real estate sales and housing starts.

- b.** Do not use quotation marks to enclose phrases taken from other parts of speech and now well established as nouns. (See also ¶625.)

a helpful list of dos and don'ts

all the whys and wherefores

a lot of ifs, ands, or buts (see also ¶1285a)

a widening gap between the haves and the have-nots

an explanation of the ins and outs of the way things work

a need to consider the pros and cons of this proposal

- 238** When a word or an expression is formally defined, the word to be defined is usually italicized or underlined and the definition is usually quoted so that the two elements may be easily distinguished. (See ¶286.)

Resentment, according to an Irish proverb, is "a poison you drink yourself, hopin' the other guy will die."

Someone has come up with a wonderful word that means "to give up all hope of ever having a flat stomach": *abdicate*.

Bissextile means "pertaining to the leap year or the extra day in the leap year."

➤ For guidelines on italics and underlining, see ¶290.

- 239** A word referred to as a word may be enclosed in quotation marks but is now more commonly italicized or underlined. (See ¶285a.)

- 240** **a.** Words and phrases introduced by such expressions as *marked*, *labeled*, *signed*, *entitled*, or *titled* are enclosed in quotation marks.

The carton was marked "Fragile."

He received a message signed "A Friend."

The article entitled "Write Your Senator" was in that issue. (See ¶260.)

NOTE: Titles of complete published works following the expression *entitled* or *titled* require italics or underlining rather than quotation marks. (See ¶289 for titles to be italicized or underlined; see ¶¶242–244 for titles to be quoted.)

➤ For a usage note on entitled and titled, see Section 11, page 323.

- b.** Words and phrases introduced by *so-called* do not require quotation marks, italics, or underlining. The expression *so-called* is sufficient to give special emphasis to the term that follows.

The so-called orientation session struck me as an exercise in brainwashing.

- 241** The translation of a foreign expression is enclosed in quotation marks; the foreign word itself is italicized or underlined. (See ¶287.)

With Titles of Literary and Artistic Works

242 Use quotation marks around the titles that represent only *part* of a complete published work—for example, the titles of chapters, lessons, topics, sections, and parts within a book; the titles of articles and feature columns in newspapers and magazines; and the titles of essays and short poems. Also use quotation marks around the titles of lectures, sermons, conference themes, presentations, events, brochures, and albums. (Italicize or underline titles of *complete* published works. See ¶289.)

The heart of her argument can be found in Chapter 3, "The Failure of Traditional Therapy." You'll especially want to read the section entitled "Does Father Know Best?"

An exciting article—"Can Cancer Now Be Cured?"—appears in the magazine I'm enclosing. (See ¶¶260–261 for the use of commas, dashes, and parentheses with quoted titles.)

The theme of next month's workshop is "Imperatives for the New Millennium—From the Ragged Edge to the Cutting Edge."

The title of my speech for next month's luncheon will be "Reforming Our Local Tax Policy."

BUT: At next month's luncheon I will be talking about reforming our local tax policy. (Do not enclose the words with quotation marks when they describe the topic rather than signify the exact title.)

Where can I see an original copy of Lincoln's Gettysburg Address or the Declaration of Independence? (Quotation marks are not necessary for the names of well-known documents or the titles of sacred works. See ¶350.)

NOTE: The titles *Preface*, *Contents*, *Appendix*, and *Index* are not quoted, even though they represent parts within a book. They are often capitalized, however, for special emphasis.

All the supporting data is given in the Appendix. (Often capitalized when referring to another section within the same work.)

BUT: You'll find that the most interesting part of his book is contained in the appendix. (Capitalization is not required when reference is made to a section within another work.)

243 Use quotation marks around the titles of *complete but unpublished* works, such as manuscripts, dissertations, and reports.

I would like to get a copy of Sandor's study, "Criteria for Evaluating Staff Efficiency."

Thank you for giving us the chance to review "Working out of Your Home." I have given your manuscript to an editor with a good deal of personal experience in this field.

244 Use quotation marks around the titles of songs and other short musical compositions and around the titles of individual segments or programs that are part of a larger television or radio series. (Series titles are italicized or underlined. See ¶289.)

Have you ever heard any of these country songs: "All My Exes Live in Texas," "If the Phone Doesn't Ring, It's Me," or "Your Coffee's on the Table but Your Sugar's out the Door"?

I understand that our company was briefly mentioned on the *Frontline* program entitled "Pentagon, Inc.," which was shown last Tuesday night.

Quotations Within Quotations

245 a. A quotation within a quotation should be enclosed in a pair of single quotation marks that match the style of the regular quotation marks you are using: curly ('), slanted (`), or straight (').

¶246

- b. If you do not have access to single quotation marks, use two straight apostrophes to enclose a quotation within a quotation. (See ¶298a.)

Dorothy Parker once said, "The most beautiful words in the English language are 'Check enclosed.'"

According to an unnamed twelve-year-old (quoted in a BellSouth ad), "The most dreaded words in the English language are 'Some assembly required.'"

My pal Ike says, "The four most satisfying words in the English language are 'I told you so.'"

- c. When single and double quotation marks occur together, insert a space between the two marks (as in the examples above) to keep them distinct.

- 246** If a quotation appears within the single-quoted material, revert to double quotation marks for the inner portion.

Mrs. DeVries then remarked, "I thought it a bit strange when Mr. Fowler said, 'Put these checks in an envelope marked "Personal Funds," and set them aside for me.'"

NOTE: For the positioning of punctuation in relation to a single quotation mark, see the following paragraphs:

➤ For placement of periods and commas, see ¶247b.

For placement of semicolons and colons, see ¶248b.

For placement of question marks and exclamation points, see ¶249d.

For placement of dashes, see ¶250b.

The following rules (¶¶247–251) indicate how to position punctuation marks in relation to the closing quotation mark—inside or outside.

With Periods and Commas

- 247** a. Periods and commas always go *inside* the closing quotation mark. This is the preferred American style. (Some writers in the United States follow the British style: Place the period *outside* when it punctuates the whole sentence, *inside* when it punctuates only the quoted material. Place the comma *outside*, since it always punctuates the sentence, not the quoted material.)

Pablo Picasso is the person who said, "Computers are useless. They can only give you answers."

He wants to change "on or about May 1" to read "no later than May 1."

Brad denies that he is paranoid; he claims that he is simply "hypervigilant."

Sign your name wherever you see an "X."

"Let's go over the details again," she said.

"The date stamp indicates that my copy arrived at 10:50 a.m.," he said.

Their latest article, "Scanning the Future of E-Commerce," will appear in next month's issue of *Inc.* magazine.

"Witty," "clever," "amusing," and "hilarious" are only a few of the adjectives that are being applied to her new book.

The package was labeled "Fragile," but that meant nothing to your delivery crew.

- b. Periods and commas also go *inside* the single closing quotation mark.

Mr. Poston said, "Please let me see all the orders marked 'Rush.'"

"All he would say was 'I don't remember,'" answered the witness.

- c. Do not confuse a single quotation mark with an apostrophe used to show possession or indicate a contraction. When a sentence requires the use of a comma or a period at the same point as an apostrophe, the comma or period follows the apostrophe.

The only message Brad left was, "I'll be spending the weekend at the Morleys." (The single quotation mark following *Morleys* is an apostrophe showing possession; the implied meaning is "at the Morleys' house." Note that the period follows the apostrophe but comes before the closing quotation mark.)

Dwayne could be heard in the shower, singing "Oh, What a Beautiful Momin'." (The single quotation mark following *Momin* reflects a contraction—the dropping of the *g* at the end of the word. Here again the period follows the apostrophe but precedes the closing quotation mark.)

With Semicolons and Colons

- 248** a. Semicolons and colons always go *outside* the closing quotation mark.

Last Tuesday you said, "I will mail a check today"; it has not yet arrived.

When the announcement of the changeover was made, my reaction was "Why?"; John's only reaction was "When?"

The memo I sent you yesterday said that the new workstations would cost "a nominal egg"; it should have said "an arm and a leg."

Please send me the following items from the file labeled "In Process": the latest draft of the Berryman agreement and FASB Statement 33.

- b. Semicolons and colons also go *outside* the single closing quotation mark.

Alice Arroyo called in from Dallas to say, "Please send me the following items from the file labeled 'In Process': the latest draft of the Berryman agreement, the comments provided by our lawyer, and FASB Statement 33."

With Question Marks and Exclamation Points

- 249** a. At the end of a sentence, a question mark or an exclamation point goes *inside* the closing quotation mark when it applies only to the quoted material.

His first question was, "How long have you worked here?" (Quoted question at the end of a statement.)

Garland still ends every sales meeting by shouting, "Go get 'em!" (Quoted exclamation at the end of a statement.)

- b. At the end of a sentence, a question mark or an exclamation point goes *outside* the closing quotation mark when it applies to the entire sentence.

When will she say, for a change, "You did a nice job on that"? (Quoted statement at the end of a question.)

Stop saying "Don't worry"! (Quoted statement at the end of an exclamation.)

- c. If a sentence ends with quoted material and both the sentence and the quoted material require the same mark of punctuation, use only one mark—the one that comes first. (See also ¶¶257–258.)

Have you seen the advertisement that starts, "Why pay more?" (Quoted question at the end of a question.)

Let's not panic and yell "Fire!" (Quoted exclamation at the end of an exclamation.)

- d. These same principles govern the placement of a question mark or an exclamation point in relation to a single quotation mark.

What prompted her to say, "Be careful in handling documents marked 'Confidential' "? (Quoted word within a quoted statement at the end of a question.)

Dr. Marks asked, "Was the check marked 'Insufficient Funds' "? (Quoted phrase within a quoted question at the end of a statement.)

Miss Parsons then said, "How did you answer him when he asked you, 'How do you know' "? (Quoted question within a quoted question at the end of a statement.)

¶250

With Dashes

- 250** a. A dash goes *inside* the closing quotation mark to indicate that the speaker's or writer's words have broken off abruptly.

It was tragic to hear Tom say, "If he had only listened—"

- b. A dash goes *outside* the closing quotation mark when the sentence breaks off abruptly *after* the quotation.

If I hear one more word about "boosting productivity"—

BUT: Mrs. Halliday said, "If I hear one more word from the general manager about 'boosting productivity'—"

- c. A closing dash goes *outside* the closing quotation mark when the quotation itself is part of a nonessential element being set off by a pair of dashes.

Get the latest draft of the Montague contract—it's the one with the notation "Let's go with this"—and take it to Gladys.

With Parentheses

- 251** a. The closing parenthesis goes *inside* the closing quotation mark when the parenthetical element is part of the quotation.

Fox agreed to settle his account "by Friday (July 28)" when he last wrote us.

- b. The closing parenthesis goes *outside* the closing quotation mark when the quotation is part of the parenthetical element.

Joe Elliott (the one everyone calls "Harper's gofer") will probably get the job.

The following rules (¶¶252–270) indicate what punctuation to use with various kinds of quoted material.

Punctuating Quotations That Stand Alone

- 252** When a quoted sentence stands alone, put the appropriate mark of terminal punctuation—a period, a question mark, or an exclamation point—*inside* the closing quotation mark.

"I think we should switch suppliers at once."

"Can you send us your comments within two weeks?"

"I won't accept that kind of response!"

Punctuating Quotations That Begin a Sentence

- 253** a. When a quoted *statement* occurs at the beginning of a sentence, omit the period before the closing quotation mark and use a comma instead.

"I think we should switch suppliers at once," he said.

(**NOT:** . . . at once," he said.)

EXCEPTION: Retain the period if it accompanies an abbreviation.

"I'm still planning to go on for an LL.B.," she said.

- b. Omit the comma after a quoted statement if it is smoothly woven into the flow of the sentence.

"I haven't a clue" is all Bert says when you ask what he plans to do next.

(**NOT:** "I haven't a clue," is all Bert says . . .)

- 254** When a quoted *question* or *exclamation* occurs at the beginning of a sentence, retain the question mark or the exclamation point before the closing quotation mark and do *not* insert a comma.

"Can you send us your comments within two weeks?" she asked.

(**NOT:** ... within two weeks?" she asked.)

"I won't accept that kind of response!" I told him.

(**NOT:** ... that kind of response!" I told him.)

- 255** When a quoted *word* or *phrase* occurs at the beginning of a sentence, no punctuation should accompany the closing quotation mark unless required by the overall construction of the sentence.

"An utter bore" was the general reaction to yesterday's speaker.

"Managing Your Portfolio," the second chapter in the Klingenstein book, sets forth some guidelines I have never seen anywhere else. (The comma that follows the chapter title is the first of a pair needed to set off a nonessential expression.)

Punctuating Quotations That End a Sentence

- 256** a. When a quoted *statement*, *question*, or *exclamation* comes at the end of a sentence and is introduced by an expression such as *he said* or *she said*, a comma usually precedes the opening quotation mark.

Mr. Kelley said, "We'll close early on Friday."

In her letter Diana said, "I plan to arrive on Thursday at 6 p.m."

Ulysses S. Grant explained his military success by saying, "The fact is, I think I am a verb instead of a personal pronoun."

Upon reflection, Albert Einstein said, "If I had my life to live over again, I'd be a plumber."

When asked about her successful career in the U.S. Army, Brigadier General Elizabeth P. Hoisington replied, "If I had learned to type, I never would have made brigadier general."

NOTE: If the quotation is quite short or is woven into the flow of the sentence, omit the comma.

All she said was "No." **OR:** All she said was, "No." (The comma creates a slight pause and throws greater emphasis on the quotation.)

Why does he keep saying "It won't work"?

- b. Use a colon in place of a comma if the introductory expression is an independent clause.

The artist Willem de Kooning had this to say about poverty: "The trouble with being poor is that it takes up all your time."

Miss Manners, as usual, makes her point simply but well: "If you can't be kind, at least be vague."

When you can't make up your mind, remember Yogi Berra's sage advice: "If you come to a fork in the road, take it."

- c. Use a colon in place of a comma if the quotation contains more than one sentence.

Rita Mae Brown wrote: "The statistics on sanity are that one out of every four Americans is suffering from some form of mental illness. Think of your three best friends. If they're okay, then it's you."

Professor Robert Silensky then said: "We've all heard how 1,000,000 monkeys pounding on 1,000,000 typewriters will eventually reproduce Shakespeare's entire works. Well, now thanks to the Internet, we know that's not true."

¶257

- d. Use a colon in place of a comma if the quotation is set off on separate lines as an extract. (See also ¶265.)

Sheila's letter said in part:

I have greatly valued your assistance. You have always acted as if you were actually part of our staff, with our best interests in mind.

- e. Do not use either a comma or a colon before an indirect quotation.

Sheila said that she had always valued Bob's assistance on various projects.

- f. Do not use either a comma or a colon when a direct quotation is introduced by *that* or is otherwise woven into the flow of the sentence.

In a previous letter to you, I noted that "you have always acted as if you were actually part of our staff, with our best interests in mind."

NOTE: The first word of the quotation is not capitalized in this case, even though it was capitalized in the original. Compare *you* here with *You* in the example in *d* above. (See ¶272 for the rule on capitalizing the first word of a quoted sentence.)

257

When a quoted *sentence* (a statement, a question, or an exclamation) falls at the end of a larger sentence, do not use double punctuation—that is, one mark to end the quotation and another to end the sentence. Choose the stronger mark. (**REMEMBER:** *A question mark is stronger than a period; an exclamation point is stronger than a period or a question mark.*) If the same mark of punctuation is required for both the quotation and the sentence as a whole, use the one within quotation marks.

Quoted Sentences at the End of a Statement

Bob said, "I can't wait to get back to work." (**NOT:** ".")

Mrs. Fahey asked, "How long have you been away?" (**NOT:** "?")

Mr. Auden shouted, "We can't operate a business this way!" (**NOT:** "!")

Quoted Sentences at the End of a Question

Did you say, "I'll help out?" (**NOT:** ".?")

Why did Mary ask, "Will Joe be there?" (**NOT:** "?")

Who yelled "Watch out!" (**NOT:** "!?")

Quoted Sentences at the End of an Exclamation

How could you forget to follow up when you were specifically told, "Give this order special attention!" (**NOT:** ".!")

Stop saying "How should I know!" (**NOT:** "?!")

How I'd like to walk into his office and say, "I quit!" (**NOT:** "!")

NOTE: When a quoted sentence ends with an abbreviation, retain the abbreviation period, even though a question mark or an exclamation point follows as the terminal mark of punctuation.

The reporter asked, "When did you first hear about the board's decision to sell the company to Modem Inc.?"

Didn't Larry tell Meg, "I'll help you with the tuition for your M.D.?"

However, if a period is required as the terminal mark of punctuation, use only one period to mark the end of the abbreviation and the end of the sentence.

Gloria said, "You can call as early as 6:30 a.m." (**NOT:** ".")

➤ For the placement of periods and commas, see ¶247; for the placement of question marks and exclamation points, see ¶249.

- 258** When a quoted *word* or *phrase* occurs at the end of a sentence, punctuate according to the appropriate pattern in the following examples. (**NOTE:** If the quoted word or phrase represents a complete sentence, follow the patterns shown in ¶257.)

Quoted Words and Phrases at the End of a Statement

He says he is willing to meet "at your convenience." (**NOT:** ".")
 I thought her letter said she would arrive "at 10 p.m." (**NOT:** ".")
 I've been meaning to read "Who Pays the Bill?" (**NOT:** "?")
 Critics have praised his latest article, "Freedom Now!" (**NOT:** "!")

Quoted Words and Phrases at the End of a Question

Why is he so concerned about my "convenience"?
 Didn't she clearly state she would arrive "at 10 p.m."?
 Have you had a chance to read "Who Pays the Bill?" (**NOT:** "?")
 What did you think of the article "Freedom Now!"

Quoted Words and Phrases at the End of an Exclamation

He couldn't care less about my "convenience!"
 You're quite mistaken—she clearly said "at 10 a.m."
 Don't waste your time reading "Who Pays the Bill!"
 What a reaction he got with his article "Freedom Now!" (**NOT:** "!")

Punctuating Quotations Within a Sentence

- 259** Do not use a comma before or after a quotation when it is woven into the flow of the sentence.

Don't say "I can't do it" without trying.
 No considerate person would say "Why should I care?" under such desperate circumstances.
 The audience shouted "Bravo!" and "Encore!" at the end of Emanuel Ax's recital last night.

NOTE: In such cases do not use a period at the end of a quoted statement, but retain the question mark or the exclamation point at the end of a quoted question or exclamation (as illustrated in the examples above).

- 260** Do not use commas to set off a quotation that occurs within a sentence as an *essential* expression. (See ¶149.)

The luxurious practice of booking passage between England and India on the basis of "Port Outward, Starboard Homeward" (so as to get a cabin on the cooler side of the ship) was once thought to be the origin of the word *posh*.

The chapter entitled "Locating Sources of Venture Capital" will give you specific leads.

- 261** a. When a quotation occurs within a sentence as a *nonessential* expression, use a comma before the opening quotation mark and before the closing quotation mark.
 His parting words, "I hardly know how to thank you," were sufficient.
 The next chapter, "The Role of Government," further clarifies the answer.
- b. If the *nonessential* quoted matter requires a question mark or an exclamation point before the closing quotation mark, use a pair of dashes or parentheses (rather than commas) to set off the quoted matter.

Your last question—"How can we improve communications between departments?"—can best be answered by you.

RATHER THAN: Your last question, "How can we improve communications between departments?" can best be answered by you.

¶262

NOTE: When some or all of the quoted items in a series end with a question mark or an exclamation point, display them in a list to avoid the awkwardness of inserting commas before the quotation marks.

Next month's issue will feature the following articles:

"Will the Internet Replace Long-Distance Telephone Service?"

"Tax Law Changes—Again!"

"Are Business Cycles Obsolete?"

"Whither Wall Street?"

RATHER THAN: Next month's issue will feature the following articles: "Will the Internet Replace Long-Distance Telephone Service?," "Tax Law Changes—Again!," "Are Business Cycles Obsolete?," and "Whither Wall Street?"

- c. If *essential* quoted material ends with a question mark or an exclamation point and occurs within a sentence where a comma would ordinarily follow (for example, at the end of an introductory clause or phrase), omit the comma. (See also ¶1518a, note.)

Although we were all asked last week to read an article entitled "Can U.S. Manufacturers Prosper in Today's World Markets?" the topic was totally ignored in this week's seminar.

RATHER THAN: . . . an article entitled "Can U.S. Manufacturers Prosper in Today's World Markets?," the topic was . . .

NOTE: If the omission of a comma at this point could lead to confusion, reword the sentence to avoid the problem.

We were all asked last week to read an article entitled "Can U.S. Manufacturers Prosper in Today's World Markets?" Yet the topic was . . .

OR: We were all asked last week to read an article entitled "Can U.S. Manufacturers Prosper in Today's World Markets?"; yet the topic was . . .

Punctuating Quoted Sentences With Interrupting Expressions

- 262** When a quoted sentence is interrupted by an expression such as *he asked* or *she said*, use a comma and a closing quotation mark before the interrupting expression and another comma after it. Then resume the quotation with an opening quotation mark, but do not capitalize the first word unless it is a proper noun, a proper adjective, or the pronoun *I*.

"During the past month," the memo said in part, "we have received some welcome news from our overseas branches."

- 263** If the interrupting expression ends the sentence and the quotation continues in a new sentence, put a period after the interrupting expression and start the new sentence with an opening quotation mark and a capital letter.

"I think we should decline the invitation to the Lombardis' reception," Margaret said. "It would be better not to go than to arrive late."

Punctuating Long Quotations

- 264** If a quotation consists of more than one sentence without any interrupting elements, use quotation marks only at the beginning and at the end of the quotation. Do not put quotation marks around each sentence within the quotation.

Here is the full text of the release he gave to the media: "I have decided to withdraw from the upcoming election. I have personal and family obligations that require my full attention. I want to thank my supporters for their enormous help."

265 A long quotation that will make four or more lines may be handled in one of the following ways:

- a. The preferred style for displaying the quoted material is to treat it as a single-spaced extract. Indent the extract a half inch from each side margin, and leave a blank line above and below the extract. Do not enclose the quoted material in quotation marks; the indentation replaces the quotation marks. If any quoted material appears within the extract, retain the quotation marks around this material. If the extract consists of more than one paragraph, leave a blank line between paragraphs. (See page 369 for an illustration of an extract in the body of a letter.)

NOTE: Ordinarily, start the quoted material flush left on the shorter line length; however, if a paragraph indentation was called for in the original, indent the first line a half inch. Indent the first line of any additional paragraphs a half inch also, but do not leave a blank line between indented paragraphs.

- b. Use the same line length and spacing for the quoted material as for other text material on the page.

- (1) If the quoted material consists of one paragraph only, place quotation marks at the beginning and end of the paragraph. Use the normal paragraph indentation of a half inch.

- (2) If the quoted material consists of two or more paragraphs, place a quotation mark at the start of each paragraph but at the end of only one paragraph—the last one.

- (3) Change double quotation marks within the quoted material to single quotation marks, and vice versa. (See ¶¶245–246.)

“When you are writing a letter that grants a request, you can follow this pattern:

“First, express appreciation for the writer’s interest in the company’s product or service.

“Next, give the exact information requested and, if possible, additional information that may be of interest.

“Finally, express willingness to ‘be of further help.’”

Quoting Letters

266 Letters and other business documents that are to be quoted word for word may be handled in one of the following ways:

- a. Make a printout, a photocopy, or a scanner copy of the material. In this case no quotation marks are used.
- b. If no reproduction equipment is available, type the material on a separate sheet of paper headed *COPY*. In this case no quotation marks are used.
- c. The material, if short, may be treated like a long quotation (see ¶265). If you use a shorter line length, omit the quotation marks. If you use the same line length as you do for other material on the page, then place the opening quotation mark before the first word and the closing quotation mark after the last word.

¶267

Quoting Poetry

267 When quoting a complete poem (or an extended portion of one) in a letter or a report, type it line for line, single-spaced (except for stanza breaks). If the line length is shorter than that of the normal text above and below the poem, no quotation marks are needed; the poem will stand out sufficiently as an extract. If, however, quotation marks are needed to indicate the special nature of the material, place a quotation mark at the beginning of each stanza and at the end of only the last stanza. (See also ¶274b.)

NOTE: As a rule, follow the poet's layout of the poem. If the poet uses an irregular pattern of indention (instead of the customary practice of aligning all lines at the left), try to reproduce this layout.

268 A short extract from a poem is sometimes woven right into a sentence or a paragraph. In such cases use quotation marks at the beginning and end of the extract, and use a diagonal line (with one space before and after) to indicate where each line breaks in the actual poem.

In a poem about the death of an American poet, Richard Wilbur refers scathingly to the more prominent notices given to a "cut-rate druggist, a lover of Giving, / A lender, and various brokers: gone from this rotten / Taxable world to a higher standard of living."

To describe the difficulty of writing, T. S. Eliot wrote, "Words strain, / Crack and sometimes break, under the burden, / Under the tension, slip, slide, perish, / Decay with imprecision, will not stay in place, / Will not stay still."

Quoting Dialogues and Conversations

269 When quoting dialogues and conversations, start the remarks of each speaker as a new paragraph, no matter how brief.

"Waiter, what was in that glass?"

"Arsenic, sir."

"*Arsenic*. I asked you to bring me absinthe."

"I thought you said arsenic. I beg your pardon, sir."

"Do you realize what you've done, you clumsy fool? I'm dying."

"I am extremely sorry, sir."

"I DISTINCTLY SAID ABSINTHE"

"I realize that I owe you an apology, sir. I am extremely sorry."

—Myles na Gopaleen

270 In plays, court testimony, and transcripts of conversations where the name of the speaker is indicated, quotation marks are not needed. (The following example is a fictitious account of a radio conversation supposedly released by the U.S. chief of naval operations.)

STATION 1: Please divert your course 15 degrees to the north to avoid a collision.

STATION 2: Recommend you divert YOUR course 15 degrees to the south to avoid a collision.

STATION 1: This is the captain of a U.S. Navy ship. I say again, divert YOUR course.

STATION 2: No, I say again, you divert YOUR course.

STATION 1: THIS IS THE AIRCRAFT CARRIER ENTERPRISE. WE ARE A LARGE WARSHIP OF THE U.S. NAVY. DIVERT YOUR COURSE NOW!

STATION 2: This is the Puget Sound lighthouse. It's your call.

The following rules (¶¶271–284) cover a number of stylistic matters, such as how to style quoted material (¶271), how to capitalize in quoted material (¶¶272–273), how to align quotation marks (¶274), how to handle omissions in quoted material (¶¶275–281), and how to handle insertions in quoted material (¶¶282–284).

Style in Quoted Material

- 271** In copying quoted material, follow the extract exactly with regard to punctuation, spelling, hyphenation, and number style. (See ¶284 for the use of [sic] to indicate errors in the original.)

Capitalization in Quoted Material

- 272** Ordinarily, capitalize the first word of every complete sentence in quotation marks.

I overheard Ellis mutter, "Only a fool would make such a claim."

Here is the key sentence in her memo: "Despite the understaffing in the department, everyone is expected to meet the goals established for the coming year."

NOTE: If the quoted sentence is preceded by *that* or is otherwise incorporated into the flow of a larger sentence, do not capitalize the first word (unless it is a proper noun, a proper adjective, or the pronoun *I*).

I overheard Ellis mutter that "only a fool would make such a claim."

In essence, she says that "despite the understaffing in the department, everyone is expected to meet the goals established for the coming year."

- 273** When quoting a word or phrase, do not capitalize the first word unless it meets *one* of these conditions:

- a. The first word is a proper noun, a proper adjective, or the pronoun *I*.

No one is terribly impressed by what Jim calls his "Irish temper."

- b. The first word was capitalized in its original use.

I watched her scrawl "See me about this at once" at the bottom of the memo, and I could tell that your proposal was not going to fly.

- c. The quoted word or phrase occurs at the beginning of a sentence.

"Outrageous" was the publisher's reaction to Maxon's attempt to duck the questions of the reporters. (Even if the expression was not capitalized in the original material, it is capitalized here to mark the start of the sentence.)

- d. The first word represents a complete sentence.

The Crawleys said "Perhaps"; the Calnans said "No way."

➤ See ¶¶278–279 on capitalizing the first word of a quoted sentence fragment.

Aligning Quotation Marks

- 274** a. In a list, any opening quotation mark should align with the first letter of the other items.

I urge you to read the following materials (which I am sending to you under separate cover):

The PC Is Not a Typewriter by Robin Williams

"How Do I Make Type More Readable?" by Daniel Will-Harris

Continued on page 80

¶275

- b. In a poem, the opening quotation mark at the beginning of each stanza should clear the left margin so that the first letter of each line will align. (See ¶267.)

“So here I am, in the middle way, having had twenty years—
 Twenty years largely wasted, the years of *l'entre deux guerres*—
 Trying to learn to use words, and every attempt
 Is a wholly new start, and a different kind of failure
 Because one has only learnt to get the better of words
 For the thing one no longer has to say, or the way in which
 One is no longer disposed to say it. And so each venture
 Is a new beginning, a raid on the inarticulate
 With shabby equipment always deteriorating
 In the general mess of imprecision of feeling . . .”

—T. S. Eliot

NOTE: When a quoted extract is displayed beneath the title of a chapter or some other work, quotation marks are not necessary.

For all that has been, thanks.
 For all that is yet to come, yes!

—Dag Hammarskjöld

➤ For other examples of displayed quotations, see ¶212.

Omissions in Quoted Material

- 275** If one or more words are omitted *within a quoted sentence*, use ellipsis marks (three spaced periods, with one space before and after each period) to indicate the omission.

“During the past fifty years . . . we have been witnessing a change in buying habits, particularly with respect to food.”

NOTE: Omit any marks of internal punctuation (a comma, a semicolon, a colon, or a dash) on either side of the ellipsis marks unless they are required for the sake of clarity.

ORIGINAL VERSION: “The objectives of the proposed bill are admirable, I will cheerfully concede; the tactics being used to gain support for the bill are not.”

CONDENSED VERSION: “The objectives of the proposed bill are admirable . . . ; the tactics being used to gain support for the bill are not.” (The comma preceding the omitted phrase is not needed; however, the semicolon following the omitted phrase must be retained for clarity.)

- 276** If one or more words are omitted *at the end of a quoted sentence*, use three spaced periods followed by the necessary terminal punctuation for the sentence as a whole.

“Can anyone explain why . . . ?” (The original question read, “Can anyone explain why this was so?”)

“During the past fifty years, starting in the mid-1950s, we have been witnessing a change in buying habits Consumers have become more concerned with what’s in the package rather than with the package itself.” (The first three periods represent the omitted words “particularly with respect to food”; the fourth period marks the end of the sentence. One or two spaces follow before the next sentence; see ¶102.)

NOTE: If the quotation is intended to trail off, use only three spaced periods at the end of the sentence. (See also ¶291a.)

His reaction was, “If I had only known . . .”

- 277** If one or more sentences are omitted *between other sentences* within a long quotation, use three spaced periods *after* the terminal punctuation of the preceding sentence.



"During the past fifty years, starting in the mid-1950s, we have been witnessing a change in buying habits, particularly with respect to food. . . . How far this pattern of change will extend cannot be estimated."

NOTE: There is no space between *food* and the first period because that period marks the end of a sentence. The remaining three periods signify the omission of one or more complete sentences. One or two spaces follow before the next sentence.

- 278** If only a fragment of a sentence is quoted within another sentence, it is not necessary to use ellipsis marks to signify that words before or after the fragment have been omitted.

According to Robertson's report, there has been "a change in buying habits" during the past fifty years.

Moreover, if the fragment as given can be read as a complete sentence, capitalize the first word in the quoted fragment, even though this word was not capitalized in the original. (Compare *We* in the following example with *we* in the example in ¶277.)

According to Robertson's report, "We have been witnessing a change in buying habits, particularly with respect to food."

- 279** If a displayed quotation starts in the middle of a sentence, use three spaced periods at the beginning of the quotation.

According to Robertson's report, there has been

. . . a change in buying habits, particularly with respect to food. . . . How far this pattern of change will extend cannot be estimated.

If the fragment, however, can be read as a complete sentence, capitalize the first word of the fragment and omit the ellipsis marks. (Compare *Starting* in the following example with *starting* in the example in ¶277.)

According to Robertson's report:

Starting in the mid-1950s, we have been witnessing a change in buying habits, particularly with respect to food.

- 280** When a long quotation starts with a complete sentence and ends with a complete sentence, do not use three spaced periods at the beginning or the end of the quotation unless you need to emphasize that the quotation has been extracted from a larger body of material.

- 281** If one or more paragraphs are omitted within a long quotation, indicate the omission by adding three spaced periods *after* the terminal punctuation that concludes the preceding paragraph.

Insertions in Quoted Material

- 282** For clarity, it is sometimes necessary to insert explanatory words or phrases within quoted material. Enclose such insertions in brackets. (See also ¶296.)

Ms. Rae added, "During the first lawsuit [2003] there was no evidence of fraud."

- 283** For special emphasis, you may wish to italicize words that were not so treated in the original. In such cases insert a phrase like *emphasis added* in brackets immediately after the italicized words or in parentheses immediately after the quotation.

In the course of testifying, she stated, "I never met Mr. Norman in my life, *to the best of my recollection.*" (Emphasis added.)

OR: . . . met Mr. Norman in my life, *to the best of my recollection* [emphasis added]."

¶284

NOTE: If the equipment you are using does not provide *italic* type, underline the words to be emphasized. (See ¶290 for guidelines on italics and underlining.)

- 284** When the original wording contains a misspelling, a grammatical error, or a confusing expression of thought, insert the term *sic* (meaning “so” or “this is the way it was”) in brackets to indicate that the error existed in the original material.

As he wrote in his letter, “I would sooner go to jail than [*sic*] have to pay your bill.”

NOTE: When *sic* is used in this way, italicize the word but not the brackets that enclose it. If you do not have access to an italic font, do not underline *sic*.

➤ For simple interruptions such as he said or she said, see ¶¶262–263.

Italics and Underlining

IMPORTANT NOTE: Since *italic type* (the counterpart of underlining or underscoring) is provided in word processing and desktop publishing software, it is the preferred means of giving special emphasis to words and phrases and to the titles of literary and artistic works.

For Special Emphasis

- 285** a. A word referred to as a word is usually italicized or underlined. (Some writers prefer to enclose the word in quotation marks instead.) A word referred to as a word is often introduced by the expression *the term* or *the word*.

The term *muffin-choker* refers to a bizarre item in the morning newspaper that you read as you eat your breakfast.

A number of years ago a newspaper editor expressed his feelings about a certain word as follows: “If I see *upcoming* in the paper again, I will be *downcoming* and the person responsible will be *outgoing*.”

If you used fewer compound sentences, you wouldn’t have so many *ands* [OR: *ands*] in your writing. (Only the root word is italicized or underlined, not the *s* that forms the plural.)

BUT: She refused to sign the contract because she said it had too many *ifs*, *ands*, or *buts*. (Neither italics nor underlining is required for the phrase *ifs*, *ands*, or *buts* because the writer is not referring literally to these words as words. The phrase means “too many conditions and qualifications.”)

- b. Letters referred to as letters are usually italicized or underlined if they are not capitalized. In such cases underlining may be preferable since a single italic letter may not look sufficiently different to stand out.

dotting your *i*'s (OR: *i*'s)

the three *Rs*

minding your *p*'s and *q*'s (OR: *p*'s and *q*'s)

three *B*s and one *C*

solving for *x* when *y* = 3 (OR: for *x* when *y*)

BUT: to the *n*th degree

➤ For the plurals of letters such as *i*'s and *Rs*, see ¶¶622–623.

- c. As a rule, do not use all-caps to give a word or phrase special emphasis. The use of all-caps for that purpose is typically overpowering. Indeed, the use of all-caps in e-mail messages is considered “shouting.” In special circumstances, however, the use of all-caps may be justified.

It IS as bad as you think, and they ARE out to get you. (For other examples, see ¶¶269–270.)

286 In a formal definition, the word to be defined is usually italicized or underlined and the definition quoted. In this way the two elements may be easily distinguished.

The verb *prevaricate* (a polite way of saying “to lie”) comes from the Latin word *praevaricari*, which means “to go zigzag, to walk crookedly.”

The Italian word *ciao* (which is used as an expression of greeting or farewell) literally means “I am your slave.”

NOTE: An informal definition does not require any special punctuation.

Fishing has been defined as a jerk at one end of a line waiting for a jerk on the other.

Thomas Hobson was an English stablekeeper who insisted that every customer take the horse nearest the door. Hence the term *Hobson’s choice* means that you really have no choice at all. (Because the definition is informal, it does not have to be set off in quotation marks. However, *Hobson’s choice* is italicized or underlined, as indicated in ¶285a, because the words are referred to as words.)

The word *blamestorming* refers to the process by which a group of people discuss why something went wrong and who’s responsible.

Despite rumors to the contrary, a defibrillator is not a lie detector.

287 Italicize or underline foreign expressions that are not considered part of the English language. (Use quotation marks to set off translations of foreign expressions.)

It’s true, *n’est-ce pas?* (Meaning “isn’t that so?”)

NOTE: Once a foreign expression has become established as part of the English language, italics or underlining is no longer necessary. (Most dictionaries offer guidance on this point.) Here are some frequently used expressions that do not need italics or any other special display:

à la carte	en masse	magnum opus	pro rata
à la mode	en route	mano a mano	pro tem
a priori	esprit de corps	maven	quid pro quo
ad hoc	et al.	mensch	raison d’être
ad infinitum	etc.	modus operandi	rendezvous
ad nauseam	ex officio	modus vivendi	repertoire
alfresco	fait accompli	non sequitur	résumé
alma mater	fatwa	objet d’art	savoir faire
alter ego	feng shui	ombudsman	sic (see ¶284)
bona fide	habeas corpus	op. cit.	sine qua non
carte blanche	hajj	per annum	status quo
caveat emptor	ibid. (see ¶1530)	per capita	summa cum laude
chutpah	in absentia	per diem	tchotchke
cul-de-sac	in toto	per se	tête-à-tête
de facto	jihad	prima facie	tour de force
de jure	joie de vivre	prix fixe	vice versa
double entendre	laissez-faire	pro forma	vis-à-vis

➤ For the use of accents and other diacritical marks with foreign words, see ¶718.

288 The names of *individual* ships, trains, airplanes, and spacecraft may be italicized or underlined for special display or written simply with initial caps.

The S.S. *Parlin* will sail on Thursday. **OR:** The S.S. Parlin . . .

BUT: I was on the last flight the Concorde made to Paris, and I had to come back on a DC-10. (No special display is needed for the names *Concorde* and *DC-10* because they identify classes of aircraft and are not the names of individual planes.)

¶289

With Titles of Literary and Artistic Works

- 289** a. Italicize or underline titles of *complete* works that are published as separate items—for example, books, pamphlets, long poems, magazines, and newspapers. Also italicize or underline titles of movies, plays, musicals, operas, individual videocassettes, television and radio series, long musical pieces, paintings, and works of sculpture.

Our ads in *The Wall Street Journal* have produced excellent results.

OR: Our ads in The Wall Street Journal have produced excellent results.

Her letter appears in the latest issue of *Sports Illustrated*.

You will particularly enjoy a cookbook entitled *The Supper of the Lamb*.

Next Friday we will hear *Der Rosenkavalier*.

The painting that is popularly referred to as *Whistler's Mother* is actually entitled *Arrangement in Gray and Black No. 1*. (For a usage note on *entitled* and *titled*, see Section 11, page 323.)

NOTE: Do not italicize, underline, or quote the titles of musical pieces that are identified by form (for example, *symphony*, *concerto*, *sonata*) or by key (for example, *A major*, *B flat minor*). However, if a descriptive phrase accompanies this type of title, italicize or underline this phrase if the work is long; quote this phrase if the work is short.

Beethoven's Sonata No. 18 in E flat minor, Op. 31, No. 3

Tchaikovsky's Symphony No. 6 in B flat minor (*the Pathétique*)

Chopin's Étude No. 12 (*the "Revolutionary" Étude*)

- b. Titles of complete works may be typed in all-caps as an alternative to italics or underlining.

Every executive will find **RIGHT ON TIME!** a valuable guide.

NOTE: The use of all-caps is acceptable when titles occur frequently (as in the correspondence of a publishing house) or when the use of all-caps is intended to have an eye-catching effect. In other circumstances use italics or underlining.

- c. In material that is being prepared for publication, titles of complete works must be italicized or underlined. This special display indicates that the title must appear in italics in the final version.

Every executive will find *Right on Time!* a valuable guide.

- d. In titles of magazines, do not italicize, underline, or capitalize the word *magazine* unless it is part of the actual title.

Time magazine **BUT:** *Harper's Magazine*

- e. In some cases the name of the publishing company is the same as the name of the publication. Italicize or underline the name when it refers to the *publication* but not when it refers to the *company*.

I saw her column in *BusinessWeek*. I wrote to BusinessWeek about a job.

Joe used to be *Fortune's* management editor; now he works as a management consultant to half a dozen Fortune 500 companies.

By the same token, do not italicize or underline the name of a publication when it appears in an organizational name.

the Michigan Bar Journal **BUT:** the Michigan Bar Journal Advisory Board

- f. Italicize or underline a subtitle (but not an edition number) that accompanies the main title of a book.

I think you'll find some good tips in *How to Make Money in Stocks: A Winning System in Good Times or Bad*, Third Edition.

- g. Italicize or underline the titles of books, newspapers, and magazines that are published in electronic form.

Britannica Online (the electronic version of the *Encyclopaedia Britannica*)

@times (the electronic version of *The New York Times*)

Boston.com (the electronic version of *The Boston Globe*)

Wired Online (an electronic magazine based on *Wired*, a print magazine)

Slate, *Salon*, and *Feed.com* (electronic magazines, also referred to as *e-zines* or *Web zines*)

- For the use of quotation marks with titles of literary and artistic works, see ¶¶242–244; for the treatment of titles of sacred works, see ¶350.

Guidelines for Italics and Underlining

290 Italicize or underline as a unit whatever should be grasped as a unit—individual words, titles, phrases, or even whole sentences. For reasons of appearance or ease of execution, the guidelines for italicizing differ slightly from those of underlining.

- a. When you want to give special emphasis to a unit consisting of two or more words, be sure to italicize or underline the entire unit, including the space between words.

I would not use the phrase *in a nutshell* in the sentence where you sum up your feelings about the place where you work.

OR: I would not use the phrase in a nutshell in the sentence . . .

- b. When you use *italics* to give special emphasis to words or phrases in a series, it is customary—for reasons of appearance—to italicize any accompanying marks of punctuation (such as colons, semicolons, question marks, and exclamation points) so that they slant the same way that the italic letters do. For simplicity of execution, it is also appropriate to italicize commas, periods, and other internal marks of punctuation.

Ipso facto, *sine qua non*, and *pro forma*: these are the kinds of expressions you must be able to define if you work for Mr. Lynch. (**NOT:** and *pro forma*.)

Have you ever read *Moby-Dick* or *War and Peace*? (**NOT:** *War and Peace*?)

- For the use of italics with parentheses and brackets, see ¶290f–g.

- c. When using *underlining* to give special emphasis to words or phrases in a series, underline only the terms themselves and not any punctuation that intervenes or follows.

Ipso facto, sine qua non, and pro forma: these are the kinds of expressions . . .

Have you ever read Moby-Dick or War and Peace?

EXCEPTION: This week the Summertime Playhouse is presenting Oklahoma!, next week Where's Charley?, and the following week My Fair Lady. (The exclamation point and the question mark are underlined in this sentence because they are an integral part of the material to be emphasized; however, the commas and the sentence-ending period are not.)

¶291

- d. Do not italicize or underline a possessive or plural ending that is added on to a word being emphasized.

the *Times-Picayune's* editorial too many *whereases*

OR: the Times-Picayune's editorial **OR:** too many whereases

- e. When giving special emphasis to an element that has to be divided at the end of a line, italicize or underline the dividing hyphen as well.

For a Wall Street exposé with “the suspense of a first-rate thriller,” read *Barbarians at the Gate*.

OR: For a Wall Street exposé with “the suspense of a first-rate thriller,” read Barbarians at the Gate.

- f. Parentheses are italicized when the words they enclose begin and end with italicized words. Do not italicize the parentheses, however, if the italicized words appear only at the beginning or the end of the parenthetical expression.

Use a comma to separate independent clauses joined by a coordinating conjunction (*and*, *but*, *or*, or *nor*).

Use commas to set off transitional expressions (like *however* and *therefore*).

(*What we need* is the subject of that sentence.)

- g. Brackets are not usually italicized, even when they enclose italicized words; for example, [*sic*]. (See ¶284, note.)

Other Marks of Punctuation

Ellipsis Marks (. . .)

291 Ellipsis marks are three spaced periods, with one space before and after each period.

- a. As a general rule, do not use ellipsis marks in place of a period at the end of a sentence. However, ellipsis marks may be used to indicate that a sentence trails off before the end. The three spaced periods create an effect of uncertainty or suggest an abrupt suspension of thought. (No terminal punctuation is used with ellipsis marks in this kind of construction.)

He could easily have saved the situation by . . . But why talk about it?

➤ *For the use of ellipsis marks to indicate omissions in quoted material, see ¶¶275–281.*

- b. Ellipsis marks are often used in advertising to display individual items or to connect a series of loosely related phrases.

Where can you match these services?

. . . Free ticket delivery

. . . Flight insurance

. . . On-time departures

The Inn at the End of the Road . . . where you may enjoy the choicest offerings . . . by reservation only . . . closed Tuesdays.

The Asterisk (*)

292 The asterisk may be used to refer the reader to a footnote placed at the bottom of a page or a table. (See ¶¶1502f, 1636c.)

¶295

- a. When the asterisk and some other mark of punctuation occur together within a sentence, the asterisk *follows* the punctuation mark, with no intervening space. (See also ¶1502b.)
- b. In the footnote itself, leave no space after the asterisk.

293 Asterisks are used to replace words that are considered unprintable.

If the TV cameras had been present when Finney called Schultz a ***** (and about 50 other names as well), tonight's newscast would have contained the longest bleep in television history.

The Diagonal (/)

294 a. The diagonal occurs in certain abbreviations and expressions of time. (See also ¶436b.)

9/11 (see ¶408e)	B/S	bill of sale	w/	with
24/7	c/o	care of	n/30	net amount due in 30 days

The copy deadline for the fall '06/winter '07 catalog is April 15.

Please check the figures for fiscal year 2005/06.

I'm concerned about the company's P/E ratio. (Referring to the price/earnings ratio of a company's stock.)

- b. As a general rule, do not leave any space on either side of a diagonal, as shown in the examples above or in ¶295 below. (See ¶268 for an exception.)

295 a. The diagonal is used to express alternatives.

read/write files	an AM/FM tuner
an on/off switch	an either/or proposition
a go/no-go decision	meet on Monday and/or Tuesday
input/output systems	(see a usage note for <i>and/or</i> on page 315)

- b. The diagonal may be used to indicate that a person has two functions or a thing has two components.

the owner/manager	zoned for commercial/industrial activities
our secretary/treasurer	planning to hold a dinner/dance
a Time/CNN poll	a client/server network

NOTE: A hyphen may also be used in such expressions. (See ¶¶806, 818b, 819b.)

- c. The diagonal is also used in writing fractions (for example, 4/5) and in some code and serial numbers (for example, 2S/394756).

- d. The diagonal is used on both sides of the letter *s*—/s/—to signify that a stamped or printed signature has been used in place of the handwritten signature that appears on the original document. In effect, /s/ stands for “original signed by.”

/s/ Matilda LaBranche

- e. If you cannot avoid breaking a line at the point where a diagonal occurs, divide after the diagonal, not before. There is one exception to this guideline: If you must divide a URL at the point where a diagonal occurs, divide before the diagonal, not after. (See ¶1510a.)

➤ For the use of the diagonal when quoting poetry, see ¶268; for the use of the diagonal in telephone numbers, see ¶454c.

¶296

Brackets ([])

- 296 a.** A correction or an insertion in a quoted extract should be enclosed in brackets. (See also ¶¶282–284.)

His final request was this: "Please keep me appraised [*sic*] of any new developments." (See ¶283, note.)

The transcript of his testimony contains this incredible statement: "I did not approach Commissioner Zajac *at any time* [emphasis added] while my petition was being considered."

"If we all pull together, we can bring a new level of political leadership to this state. [Extended applause.] Please give me your support in this campaign." (Note the capitalization of *Extended* and the use of a period before the closing bracket when the bracketed element is treated as a separate sentence. See also ¶¶226, 283.)

- b.** When a parenthetical element falls within another parenthetical element, enclose the smaller element in brackets and enclose the larger element in parentheses.

Scalzo said on television yesterday that prices would begin to fall sharply. (However, in an article published in the *Times* [May 15, 2007], he was quoted as saying that prices would remain steady for the foreseeable future.)

Angle Brackets (< >)

- 297 a.** Use angle brackets to set off Web site and e-mail addresses when they appear within sentences or in bibliographical notes and citations. When an address is set off in this way, any punctuation that precedes or follows cannot be mistaken as part of the address. (See ¶1536.)

For that information, please consult the publisher's Web site: <www.mcgraw-hill.com>.

NOTE: If you are writing for knowledgeable readers who are accustomed to dealing with URLs, angle brackets are unnecessary and may be omitted. But for the general reader, it is safer to continue to use them. (See ¶1511c.)

- b.** Angle brackets may also be used to set off abbreviations and other elements when it is necessary to clarify whether a mark of punctuation is part of the element or part of the sentence punctuation.

Do a global search and replace every <L.B.J> with <LBJ>.

The USPS abbreviation for Arkansas is <AR>.

The Apostrophe (')

- 298** The apostrophe is a versatile mark of punctuation that comes in three styles: *curly* ('), *slanted* ('), and *straight* ('). The font you select will determine the style of apostrophe to be used. If you wish, you can switch from the default style to an alternative style by accessing an extended character set. (See the important note that precedes ¶227.)

The apostrophe may be used:

- a.** As a single *closing* quotation mark. (See ¶¶245–246, 247b, 248b, 249d, 250b, 265b.)

NOTE: The straight apostrophe (') may also be used as a single *opening* quotation mark. The curly and slanted styles use different symbols for a single opening quotation mark (‘ and ’).

- b.** To indicate the omission of figures in dates. (See ¶¶412, 624a.)

- c.** As a symbol for feet. (See ¶¶432, 543.) Use either the slanted or straight apostrophe for this function (but not the curly style).

- d. To form contractions. (See ¶505.)
 - *For guidance on how to type an apostrophe at the beginning of a word (Shake 'n Bake) or a figure (the class of '08), see ¶505f.*
- e. To form the plurals of letters, abbreviations, figures, and words in a few special cases. (See ¶¶622–625.)
- f. To form possessives. (See ¶¶247c, 627–652.)
- g. To form expressions derived from all-cap abbreviations. (See ¶550.)

Spacing With Punctuation Marks

299 The following guidelines provide a handy summary of the number of spaces to be left before and after marks of punctuation.

IMPORTANT NOTE: When you are offered a choice of one or two spaces following a mark of punctuation at the end of a sentence, choose one space as a rule unless two spaces are needed to create an adequate visual break between sentences. For a fuller discussion of this topic as well as a number of helpful illustrations, see ¶102.

a. Period (.)

No space *before*.

One or two spaces *after* the end of a sentence. (See ¶¶102, 1433e.)

One or two spaces *after* a period when it follows a number or letter that indicates an enumeration. (See ¶106.)

One space *after* an abbreviation within a sentence. (See also ¶511.)

No space *after* a decimal point.

No space *after* when another mark of punctuation follows the period (for example, a closing quotation mark; a closing parenthesis; a closing dash, a comma, a semicolon, or a colon following an “abbreviation” period).

b. Question Mark (?) or Exclamation Point (!)

No space *before*.

One or two spaces *after* the end of a sentence. (See ¶102.)

One space *after* a question mark within a sentence. (See ¶¶116–117.)

No space *after* when another mark of punctuation follows (for example, a closing quotation mark, a closing parenthesis, or a closing dash).

c. Comma (,)

No space *before*.

One space *after* unless a closing quotation mark follows the comma.

No space *after* a comma within a number.

d. Semicolon (;)

No space *before*; one space *after*.

¶299

e. Colon (:)

No space *before*.

No space *before* or *after* in expressions of time (*8:20 p.m.*), in proportions (*2:1*), or in reference initials (*EJN:GPL*).

One or two spaces *after* within a sentence. (See ¶187a, note.)

One or two spaces *after* reference notations, attention and subject lines, enclosure and copy notations, and postscripts. (See ¶194b.)

Two or more spaces *after* displayed guide words in memos (*TO:*, *FROM:*, *DATE:*) and in other business documents (*SHIP TO:*, *BILL TO:*). (See ¶194c.)

f. Em Dash (—)

No space *before* or *after* an em dash. (See ¶216a.)

No space *before*, *between*, or *after* hyphens used to represent an em dash.

One or two spaces *after* an em dash at the end of a statement that breaks off abruptly. (See ¶¶102, 207–208.)

g. Hyphen (-)

No space *before*; no space *after* except with a suspending hyphen or a line-ending hyphen. (See also ¶¶832, 833d.)

h. Opening Parenthesis (() or Bracket ([] or Angle Bracket (<)

One space *before* when parenthetical material is within a sentence.

One or two spaces *before* when parenthetical material follows a sentence. In this case the parenthetical material starts with a capital letter and closes with its own sentence punctuation. (See ¶¶226, 296.)

No space *after*.

i. Closing Parenthesis ()) or Bracket (]) or Angle Bracket (>)

No space *before*.

One space *after* when parenthetical material is within a sentence.

One or two spaces *after* when parenthetical material is itself a complete sentence and another sentence follows. (See ¶¶102, 226, 296, 297.)

No space *after* if another mark of punctuation immediately follows.

j. Opening Quotation Mark (“

One or two spaces *before* when quoted material starts a new sentence or follows a colon.

No space *before* when a dash or an opening parenthesis precedes.

One space *before* in all other cases.

No space *after*.

k. Closing Quotation Mark (”

No space *before*.

One or two spaces *after* when quoted material ends the sentence. (See ¶102.)

No space *after* when another mark of punctuation immediately follows (for example, a semicolon or colon).

One space *after* in all other cases.

l. Opening Single Quotation Mark (‘)

One space *before* when a double quotation mark immediately precedes.

One or two spaces *before* when the material within single quotation marks follows a colon *and* is not immediately preceded by a double quotation mark.

One or two spaces *before* when the material within single quotation marks begins a new sentence and is not immediately preceded by a double quotation mark.

No space *after*.

m. Closing Single Quotation Mark (’)

No space *before*.

One space *after* when a double quotation mark immediately follows.

No space *after* when some other mark of punctuation immediately follows. (See ¶¶245–246, 247b, 248b, 249d, 250b, 265b(3), 298a.)

One or two spaces *after* when the material within the single quotation marks ends a sentence and another sentence follows within the quotation. (See ¶102.)

One space *after* in all other cases.

n. Apostrophe (’)

No space *before*, either within a word or at the end of a word.

One space *after* only if it is at the end of a word within a sentence.

No space *after* when another mark of punctuation immediately follows (for example, a comma or a period).

o. Ellipsis Marks (. . .)

One space *before* and *after* each of the three periods within a sentence. (See ¶¶275–276.)

No space *before* when an *opening* quotation mark precedes ellipsis marks.

No space *after* when a *closing* quotation mark follows ellipsis marks. (See ¶276, note.)

One or two spaces *after* ellipsis marks that follow a period, a question mark, or an exclamation point at the end of a sentence. (See ¶102 and the example in ¶277.)

p. Asterisk (*)

No space *before* an asterisk following a word or punctuation mark within a sentence or at the end of a sentence.

One or two spaces *after* an asterisk at the end of a sentence. (See ¶102.)

One space *after* an asterisk following a word or punctuation mark within a sentence.

No space *after* an asterisk in a footnote. (See ¶292.)

q. Diagonal (/)

No space *before* or *after* a diagonal. (See ¶268 for an exception.)

Section 3

Capitalization

Basic Rules (¶¶301–310)

First Words (¶¶301–302)

Proper Nouns (¶¶303–306)

Common Nouns (¶¶307–310)

Special Rules (¶¶311–366)

Personal Names (¶311)

Titles With Personal Names (¶¶312–317)

Family Titles (¶¶318–319)

Names of Organizations (¶¶320–324)

Names of Government Bodies (¶¶325–330)

Names of Places (¶¶331–337)

Points of the Compass (¶¶338–341)

Days of the Week, Months, Holidays, Seasons, Events, Periods (¶¶342–345)

Acts, Laws, Bills, Treaties (¶346)

Programs, Movements, Concepts (¶347)

Races, Peoples, Languages (¶348)

Religious References (¶¶349–350)

Celestial Bodies (¶351)

Course Titles, Subjects, Academic Degrees (¶¶352–354)

Commercial Products (¶¶355–356)

Business Terms and Titles (¶357)

Legal Documents (¶358)

Nouns With Numbers or Letters (¶359)

Titles of Literary and Artistic Works; Headings (¶¶360–362)

Hyphenated Words (¶363)

Awards and Medals (¶364)

Computer Terminology (¶365)

Intercaps (¶366)

➤ *For definitions of grammatical terms, see the appropriate entries in the Glossary of Grammatical Terms (Appendix D).*

¶301

The function of capitalization is to give distinction, importance, and emphasis to words. Thus the first word of a sentence is capitalized to indicate distinctively and emphatically that a new sentence has begun. Proper nouns like *George*, *Chicago*, *Dun & Bradstreet*, *the Parthenon*, *January*, and *Friday* are capitalized to signify the special importance of these words as the official names of particular persons, places, and things. A number of words, however, may function either as proper nouns or as common nouns—for example, terms like *the company* or *the board of directors*. For words like these, capitalization practices vary widely, but the variation merely reflects the relative importance each writer assigns to the word in question.

Despite disagreements among authorities on specific rules, there is a growing consensus against overusing capitalization—a practice that could properly be considered a capital offense. Indeed, the use of all-capital letters in e-mail messages is considered the equivalent of shouting. Those who are forced to read messages typed that way would be justified in considering this a form of capital punishment.

When too many words are emphasized, none stand out. The current trend, then, is to use capitalization more sparingly—to give importance, distinction, or emphasis only when and where it is warranted.

The following rules of capitalization are written with ordinary situations in mind. If you work or study in a specialized field, you may find it necessary to follow a different style.

➤ *For a perspective on the rules of capitalization, see the essay in Appendix A, pages 591–593.*

NOTE: In the guidelines throughout this manual, the verb *capitalize* means to treat only the first letter of a word as a capital letter (for example, *Society*). The verb *lowercase* means that none of the letters in a word are to appear as capital letters (for example, *society*). A word in which every letter is capitalized is said to appear in *all-capital letters* or *all-caps* (for example, *SOCIETY*); if this word is executed in boldface type, it is said to appear in *bold caps* (for example, **SOCIETY**). A phrase in which the first letter of each key word is capitalized is said to appear in *caps and lowercase* (for example, *the American Society for Training and Development*).

Basic Rules

First Words

301 Capitalize the first word of:

- a. Every sentence. (See ¶302 for exceptions.)

Try to limit each of your e-mail messages to one screen.

Will you be able to pull everything together by then?

The deadline we have been given is absolutely impossible!

- b. An expression used as a sentence. (See also ¶¶101b–c, 111, 119a, 120.)

So much for that. Really? No!

Enough said How come? Congratulations!

- c. A quoted sentence. (See also ¶¶272–273.)

Mrs. Eckstein herself said, "We surely have not heard the complete story."

¶302

- d. An independent question within a sentence. (See also ¶¶115–117.)

The question is, Whose version of the argument shall we believe?

BUT: Have you approved the divisional sales forecasts? the expense projections? the requests for staff expansion? (See ¶117.)

- e. Each item displayed in a list or an outline. (See also ¶¶107, 1357c, 1424e, 1725d.)

Here is a powerful problem-solving tool that will help you:

- Become an effective leader.
- Improve your relations with subordinates, peers, and superiors.
- Cope with stressful situations on the job.

- f. Each line in a poem. (Always follow the style of the poem, however.)

From wrong to wrong the exasperated spirit
Proceeds, unless restored by that refining fire
Where you must move in measure, like a dancer.

–T. S. Eliot

- g. The salutation and the complimentary closing of a letter. (See also ¶¶1348, 1359.)

Dear Mrs. Pancetta: Sincerely yours,

- 302** a. When a sentence is set off by *dashes* or *parentheses* within another sentence, do not capitalize the first word following the opening dash or parenthesis unless it is a proper noun, a proper adjective, the pronoun *I*, or the first word of a quoted sentence. (See ¶¶214, 224–225 for examples.)

- b. Do not capitalize the first word of a sentence following a colon except under certain circumstances. (See ¶¶196–199.)

Proper Nouns

- 303** Capitalize every *proper noun*, that is, the official name of a particular person, place, or thing. Also capitalize the pronoun *I*.

William H. Gates III

Baton Rouge, Louisiana

Sun Microsystems

the Red Cross

the Internet (**OR:** the Net)

the University of Chicago

the Statue of Liberty

the Center for Science in

the Public Interest

a Pulitzer Prize

Microsoft Word

Google and Yahoo!

Wednesday, February 8

the Great Depression

the Civil Rights Act of 1964

the Japanese

Jupiter and Uranus

French Literature 212

a Xerox copy

Gone With the Wind

the Smithsonian Institution

United Farm Workers of America

Flight 403

the House of Representatives

NOTE: Prepositions (like *of*, *for*, and *in*) are not capitalized unless they have four or more letters (like *with* and *from*). (See also ¶¶360–361.) The articles *a* and *an* are not capitalized; the article *the* is capitalized only under special circumstances. (See ¶324.) Conjunctions (like *and* and *or*) are also not capitalized. However, follow the capitalization style used by the owner of the name.

Book of the Month Club

Books In Print

Books on Tape

3-In-One oil

One-A-Day vitamins

SpaghettiOs

Chock full o' Nuts
 Etch A Sketch
 Easy-Off oven cleaner
 Snap-on tools

Diet Pepsi
 diet Coke
 GLAD bags
 NeXT

304 Capitalize adjectives derived from proper nouns.

America (n.), American (adj.)
 Glasgow (n.), Glaswegian (adj.)
EXCEPTIONS: Congress, congressional; the Senate, senatorial; the Constitution (U.S.), constitutional (see also ¶306)

Machiavelli (n.), Machiavellian (adj.)
 Hemingway (n.), Hemingwayesque (adj.)

305 Capitalize imaginative names and nicknames that designate particular persons, places, or things. (See ¶¶333–335 for imaginative place names; see ¶344 for imaginative names of historical periods.)

the Founding Fathers
 the First Lady
 the White House
 the Oval Office
 the Stars and Stripes
 Air Force One
 the Black Caucus
 the Gopher State (Minnesota)
 Mother Nature
 the Queen Bee
 Mr. Nice Guy
 a Good Samaritan
 every state in the Union
 Fannie Mae (see ¶524b)
 the Middle Ages
BUT: the space age

Smokey Bear
 Whoopi Goldberg
 a Big Mac
 the Establishment
 the Lower 48
 El Niño and La Niña
 the Western Wall
 Generation X (the generation born in the 1960s and 1970s)
 Amber Alert
 Ground Zero (the site of the World Trade Center)
 the Big Enchilada
 the Big Kahuna
 Big Brother (intrusive big government)
BUT: my big brother

306 Some expressions that originally contained or consisted of proper nouns or adjectives are now considered common nouns and should not be capitalized. (See ¶309b.)

charley horse	napoleon	ampere	texas leaguer
plaster of paris	boycott	watt	arabic numbers
manila envelope	diesel	joule	roman numerals
bone china	macadam	kelvin	BUT: Roman laws

NOTE: Check an up-to-date dictionary or style manual to determine capitalization for words of this type.

Common Nouns

307 A *common noun* names a class of things (for example, *books*), or it may refer indefinitely to one or more things within that class (*a book, several books*). Nouns used in this way are considered general terms of classification and are often modified by indefinite words such as *a, any, every, or some*. Do not capitalize nouns used as general terms of classification.

a company	every board of directors
any corporation	some senators

¶308

- 308** A common noun may also be used to name a *particular* person, place, or thing. Nouns used in this way are often modified (a) by *the, this, these, that, or those* or (b) by possessive words such as *my, your, his, her, our, or their*. Do not capitalize a general term of classification, even though it refers to a particular person, place, or thing.

COMMON NOUN: our doctor

the hotel

the river

PROPER NOUN: Dr. Tsai

Hotel Algonquin

the Colorado River

NOTE: Do not confuse a general term of classification with a formal name.

Logan Airport (serving Boston)

the U.S. Postal Service

BUT: the Boston airport

BUT: the post office

- 309** a. Capitalize a common noun when it is part of a proper name but not when it is used alone in place of the full name. (For exceptions, see ¶310.)

Professor Perry

BUT: the professor

the Goodall Corporation

the corporation

the Easton Municipal Court

the court

Sunset Boulevard

the boulevard

the Clayton Antitrust Act

the act

NOTE: Also capitalize the plural form of a common noun in expressions such as *the Republican and the Democratic Parties, Main and Tenth Streets, the Missouri and Ohio Rivers, and the Atlantic and Pacific Oceans*.

- b. In a number of compound nouns, the first element is a proper noun or a proper adjective and the second element is a common noun. In such cases capitalize only the first element, since the compound as a whole is a common noun.

a Rhodes scholar

a Dutch oven

Wedgwood blue

Canada geese

a Ferris wheel

Danish pastry

Prussian blue

(**NOT:** Canadian geese)

Labrador retriever

French doors

BUT: Deep Blue (IBM's

Botts dots (highway

Tex-Mex cooking

BUT: french fries

chess-playing computer)

lane markers)

NOTE: Check an up-to-date dictionary or style manual for words of this type. After extensive usage the proper noun or adjective may become a common noun and no longer require capitalization. (See ¶306.)

- 310** Some *short forms* (common-noun elements replacing the complete proper name) are capitalized when they are intended to carry the full significance of the complete proper name. It is in this area, however, that the danger of overcapitalizing most often occurs. Therefore, do not capitalize a short form unless it clearly warrants the importance, distinction, or emphasis that capitalization conveys. The following kinds of short forms are commonly capitalized:

PERSONAL TITLES: Capitalize titles replacing names of high-ranking national, state, and international officials (but not ordinarily local officials or company officers). (See ¶313.)

ORGANIZATIONAL NAMES: Do not capitalize short forms of organizational names except in formal or legal writing. (See ¶321.)

GOVERNMENTAL NAMES: Capitalize short forms of names of national and international bodies (but not ordinarily state or local bodies). (See ¶¶326-327, 334-335.)

PLACE NAMES: Capitalize only well-established short forms. (See ¶¶332, 335.)

NOTE: Do not use a short form to replace a full name unless the full name has been mentioned earlier or will be understood from the context.

Special Rules

Personal Names

- 311** a. Treat a person's name—in terms of capitalization, spelling, punctuation, and spacing—exactly as the person does.

Alice Mayer	Charles Burden Wilson
Alyce Meagher	L. Westcott Quinn
Steven J. Dougherty, Jr.	R. W. Ferrari
Stephen J. Dockerty Jr.	Peter B. J. Hallman

➤ For the treatment of initials such as FDR, see ¶516b–c; for the use or omission of commas with terms such as Jr., see ¶156.

- b. Respect individual preferences in the spelling of personal names.

Katharine Hepburn	Alan Greenspan	Ginger Rogers
Katherine Mansfield	Edgar Allan Poe	Richard Rodgers
Catherine T. MacArthur	Allen Ginsberg	Mister Rogers
Nicolas Cage	Kate Winslet	Dolly Parton
St. Nicholas	Cate Blanchett	Dolley Madison
Ann Landers	Steven Spielberg	Marian Anderson
Anne Frank	Stephen Sondheim	Marianne Moore

- c. In names containing the prefix *O'*, always capitalize the *O* and the letter following the apostrophe; for example, *O'Brian* or *O'Brien*.

- d. Watch for differences in capitalization and spacing in names containing prefixes like *d'*, *da*, *de*, *del*, *della*, *di*, *du*, *i'*, *la*, *le*, *van*, and *von*.

D'Amelio, d'Amelio, Damelio	deLaCruz, DeLaCruz, Dela Cruz, DelaCruz
LaCoste, Lacoste, La Coste	VanDeVelde, Van DeVelde, vandeVelde

- e. When a surname with an uncapitalized prefix stands alone (that is, without a first name, a title, or initials preceding it), capitalize the prefix to prevent a misreading.

Paul de Luca Mr. de Luca P. de Luca **BUT:** Is De Luca leaving?

NOTE: If there is no risk of misreading (for example, when the person's name is well known), it is not necessary to capitalize the prefix except at the beginning of a sentence.

Charles *de Gaulle* served for many years as . . . When he retired, *de Gaulle* . . .

BUT: De Gaulle served for many years as . . .

- f. When names that contain prefixes are to be typed in all-caps, follow these principles: If there is no space after the prefix, capitalize only the initial letter of the prefix. If space follows the prefix, capitalize the entire prefix.

NORMAL FORM:	MacDonald	Mac Donald
ALL-CAPS FORM:	MacDONALD	MAC DONALD

- g. When a nickname or a descriptive expression precedes or replaces a person's first name, simply capitalize it. However, if the nickname or descriptive expression

¶ 312

falls between a person's first and last names, enclose it either in quotation marks or in parentheses.

Of Blue Eyes **BUT:** Frank "Of Blue Eyes" Sinatra **OR:** Frank (Of Blue Eyes) Sinatra

➤ For the plurals of personal names, see ¶¶615–616; for the possessives of personal names, see ¶¶630–633.

Titles With Personal Names

- 312** a. Capitalize all official titles of honor and respect when they *precede* personal names.

PERSONAL TITLES:

Mrs. Norma Washburn (see ¶517)

Miss Popkin

Ms. Terry Fiske

Mr. Benedict

EXECUTIVE TITLES:

President Julia McLeod

Vice President Saulnier

PROFESSIONAL TITLES:

Professor Henry Pelligrino

Dr. Khalil (see ¶517)

Professor Emerita Ann Marx (see page 323)

Dean Aboud

CIVIC TITLES:

Governor Samuel O. Bolling

Ambassadors Ross and Perez

Mayor-elect Louis K. Uhl (see ¶317)

ex-Senator Hausner (see ¶317)

MILITARY TITLES:

Colonel Perry L. Forrester

Commander Comerford

RELIGIOUS TITLES:

the Reverend William F. Dowd

Rabbi Gelfand

Sister Marianne McGuire

Bishop Ellington

- b. Do not capitalize such titles when the personal name that follows is in apposition and is set off by commas. (Some titles, like that of the President of the United States, are usually capitalized. See ¶313 for examples of such exceptions.)

Yesterday the *president*, Julia McLeod, revealed her plans to retire next June.

BUT: Yesterday *President* Julia McLeod revealed her plans to retire next June.

- c. Do not capitalize occupational titles (such as *author*, *surgeon*, *publisher*, and *lawyer*) preceding a name.

The reviews of *drama critic* Simon Ritchey have lost their bite.

(**NOT:** The reviews of *Drama Critic* Simon Ritchey have lost their bite.)

NOTE: Occupational titles can be distinguished from official titles in that only official titles can be used with a last name alone. Since one would not address a person as "Author Mailer" or "Publisher Johnson," these are not official titles and should not be capitalized.

- d. Do not confuse a true title preceding a name (such as *Judge*) with a generic expression (such as *federal judge*).

Judge Ann Bly **OR:** federal judge Ann Bly (**BUT NOT:** federal Judge Ann Bly)

President Julia McLeod **OR:** company president Julia McLeod

(**BUT NOT:** company President Julia McLeod)

- e. Always capitalize titles used with personal names when they appear in an inside address, in a complimentary closing, on an envelope, or on a business card.



- 313** a. In general, do not capitalize titles of honor and respect when they *follow* a personal name or are used *in place of* a personal name.

Julia McLeod, *president* of McLeod Inc., has revealed her plans to retire next June. During her sixteen years as *president*, the company grew . . .

Henry Fennel, *emeritus professor of English history*, will lead a tour of Great Britain this summer. (For a usage note on *emeritus*, see page 323.)

However, exceptions are made for important officials and dignitaries, as indicated in the following paragraphs.

- b. Retain the capitalization in the titles of high-ranking national, state, and international officials when they *follow* or *replace* a specific personal name. Below are examples of titles that remain capitalized.

NATIONAL OFFICIALS: the *President*, the *Vice President*, Cabinet members (such as the *Secretary of State* and the *Attorney General*), the heads of government agencies and bureaus (such as the *Director* or the *Commissioner*), the *Ambassador*, the *Speaker* (of the House), the *Representative*, the *Senator*, the *Chief Justice of the United States* (**NOT:** of the Supreme Court)

STATE OFFICIALS: the *Governor*, the *Lieutenant Governor* (**BUT:** the *attorney general*, the *senator*)

FOREIGN DIGNITARIES: the *Queen of England*, the *King*, the *Prime Minister*

INTERNATIONAL FIGURES: the *Pope*, the *Secretary-General of the United Nations* (see §1808a)

NOTE: Many authorities now recommend that even these titles not be capitalized when they follow or replace the names of high-ranking officials. For example:

During her tour of the United States, the *queen* will visit the *president* in Washington.

When using this style, try to give the parties equal treatment. Refer to them both by using their titles alone (as in the example above) or by using each title with a name (*Queen Elizabeth* and *President Bush*). Try to avoid treating each party differently; for example, *a meeting of Queen Elizabeth and the president*.

- c. Titles of local governmental officials and those of lesser federal and state officials are not usually capitalized when they follow or replace a personal name. However, these titles are sometimes capitalized in writing intended for a limited readership (for example, in a local newspaper, in an organization's internal communications, or in correspondence coming from or directed to the official's office), when the intended reader would consider the official to be of high rank.

The *Mayor* promised only last fall to hold the city sales tax at its present level. (Excerpt from an editorial in a local newspaper.)

BUT: Francis Fahey, *mayor* of Coventry, Rhode Island, appeared before a House committee today. The *mayor* spoke forcefully about the need to maintain federal aid to . . . (Excerpt from a national news service release.)

I would like to request an appointment with the *Attorney General*. (In a letter sent to the state attorney general's office.)

BUT: I have written for an appointment with the *attorney general* and expect to hear from his office soon.

- d. Titles of *organizational officials* (for example, the *president*, the *general manager*) should not be capitalized when they follow or replace a personal name. Exceptions are made in formal minutes of meetings (see page 548) and in rules and bylaws.

The *president* will visit thirteen countries in a tour of company installations abroad. (Normal style.)

The *Secretary's* minutes were read and approved. (In formal minutes.)

Continued on page 100

¶314

NOTE: Some organizations choose to capitalize these titles in all their communications because of the great respect the officials command within the organization. However, this practice confers excessive importance on people who are neither public officials nor eminent dignitaries, and it should be avoided.

- e. In general, do not capitalize job titles when they stand alone. However, in procedures manuals and in organizational memos and announcements, job titles are sometimes capitalized for special emphasis.

Marion Conroy has been promoted to the position of *senior accountant*.

OR: Marion Conroy has been promoted to the position of *Senior Accountant*.

- f. Titles *following* a personal name or *standing alone* are often capitalized in formal citations and acknowledgments.

314 Do not capitalize titles used as general terms of classification. (See ¶307.)

a United States senator	every king
a state governor	any ambassador

EXCEPTION: Because of the special regard for the office of the President of the United States, this title is capitalized even when used as a general term of classification; for example, every *President*, *Presidential* campaigns. (However, see ¶313b, note.)

315 Capitalize any title (even if not of high rank) when it is used in *direct address* (that is, quoted or unquoted speech made directly to another person).

DIRECT ADDRESS: Please tell me, *Doctor*, what risks are involved in this treatment.

INDIRECT ADDRESS: I asked the *doctor* what risks were involved in this treatment.

NOTE: In direct address, do not capitalize a term like *madam*, *miss*, or *sir* if it stands alone without a proper name following.

Isn't it true, *sir*, that the defendant offered you money for trade secrets?

316 In the *inside address* of a letter, in the *writer's identification block*, and on an *envelope*, capitalize all titles whether they precede or follow the name. (See ¶¶1322–1325, 1362–1368, and the illustrations on page 414.)

317 Do not capitalize *late*, *former*, *ex-*, *-elect*, *acting*, or *-designate* when used with titles. (See ¶363 for the style in headings.)

the late President Truman	Mayor-elect Ellen Kourmadas
former President Carter	acting Superintendent Alix Beaudette
ex-President Clinton	Chairman-designate Fenton Fogg

NOTE: Always hyphenate *ex*, *elect*, and *designate* when attaching them to titles.

Family Titles

318 Capitalize words such as *mother*, *father*, *aunt*, and *uncle* when they stand alone or are followed by a personal name.

Let me ask *Mother* and *Dad* whether that date is open for them.

We'll be glad to put up *Aunt Peg* and *Uncle Fred* when they come to visit.

I hear that *Brother Bobby* has gone off the deep end again.

Do you think *Grandmother Harvey* will be pleased when she hears the news?

- 319** a. Do not capitalize family titles when they are preceded by possessives (such as *my*, *your*, *his*, *her*, *our*, and *their*) and simply describe a family relationship.

Let me ask *my mother* and *dad* whether that date is open for them.

Do you think *your brother* Bobby would like to meet *my sister* Fern?

- b. If the words *uncle*, *aunt*, or *cousin* form a unit when used together with a first name, capitalize these titles, even when they are preceded by a possessive.

Frank wants us to meet his *Uncle John*. (Here *Uncle John* is a unit.)

BUT: Frank wants us to meet his *uncle*, John Cunningham. (Here *uncle* simply describes a family relationship.)

I hope you can meet *my Cousin May*. (The writer thinks of her as *Cousin May*.)

BUT: I hope you can meet *my cousin* May. (Here the writer thinks of her as *May*; the word *cousin* merely indicates relationship.)

- c. Family titles introduced by the prefix *grand* are written solid; those introduced by the prefix *great* are hyphenated. (See also ¶1839.)

grandmother great-grandfather great-great-grandmother

grandson great-granddaughter great-great-grandnephew

- d. Family titles that include terms like *once removed* require no special treatment.

Phyllis and I are first cousins. Phyllis's son Alex is my first cousin once removed. Alex's daughter Melanie is my first cousin twice removed.

Names of Organizations

- 320** a. Capitalize the names of companies, unions, associations, societies, independent committees and boards, schools, political parties, conventions, foundations, fraternities, sororities, clubs, religious bodies, and teams.

DaimlerChrysler (see ¶366)

U S West Communications

Prudential Securities Incorporated

the Transport Workers Union of
America

the American Society for Training
and Development

the Committee for Economic
Development

the Financial Accounting
Standards Board

the National Institutes of Health

the Centers for Disease Control
and Prevention

the Hopewell Chamber of Commerce

The Johns Hopkins University

(**NOT:** The John Hopkins University)

the Democratic and Liberal Parties
(see ¶309a, note)

the Republican National Convention

the Andrew W. Mellon Foundation

Sigma Chi Fraternity

the Myopia Hunt Club

African Methodist Episcopal Church

B'nai Brith

Parents Anonymous

the Louisiana IceGators and the

Macon Whoopee (hockey teams)

NOTE: Try to follow the style established by the organization itself, as shown in the letterhead or some other written communication from the organization.

Disney World

Kmart Corporation

BUT: Toys "R" Us, Inc. (don't try
to replicate the backward *R*)

BUT: Disneyland

Wal-Mart Stores, Inc.

FULL NAME: E. I. du Pont de Nemours and Company

SHORT FORM: DuPont

➤ See also ¶1328.

Continued on page 102

¶321

- b. Also capitalize imaginative names used to refer to specific organizations. (See also ¶333b.)

Big Blue (IBM) the Big Board (the New York Stock Exchange)
 Ma Bell (AT&T) the Baby Bells (the U.S. regional phone companies)

The large U.S. accounting firms—once known as the Big Eight—have become the Big Four.

- *For the treatment of articles (like the), prepositions (like of or for), and conjunctions (like and), see ¶303, note; for the capitalization of abbreviations and acronyms used as organizational names, see ¶¶520, 522.*

- 321** When the common-noun element is used in place of the full name (for example, *the company* in place of *the Andersen Hardware Company*), do not capitalize the short form unless special emphasis or distinction is required (as in legal documents, minutes of meetings, bylaws, and other formal communications, where the short form is intended to invoke the full authority of the organization). In most cases, capitalization is unnecessary because the short form is used only as a general term of classification. (See ¶¶307–308.)

The *company* has always made a conscientious effort to involve itself in community affairs. However, our *company* policy specifically prohibits our underwriting any activity in support of a candidate for public office. (As used here, *company* is a term of general classification.)

BUT: On behalf of the *Company*, I am authorized to accept your bid. (Here the full authority of the company is implied; hence *Company* is spelled with a capital C.)

Mr. Weinstock has just returned from a visit to Haverford College. He reports that the *college* is planning a new fund-raising campaign to finance the construction of the new media center.

BUT: The *College* hopes to raise an additional \$10,000,000 this year to finance the construction of the new media resource center. (Announcement in the alumni bulletin.)

- NOTE:** Do not capitalize the short form if it is modified by a word other than *the*. In constructions such as *our company*, *this company*, and *every company*, the noun is clearly a general term of classification. (See also ¶¶307–308.)

- 322** Common organizational terms such as *advertising department*, *manufacturing division*, *finance committee*, and *board of directors* are ordinarily capitalized when they are the actual names of units within the writer's own organization. These terms are not capitalized when they refer to some other organization unless the writer has reason to give these terms special importance or distinction.

The *Board of Directors* will meet next Thursday at 2:30. (From a company memo.)

BUT: Julia Perez, senior vice president of the Mulholland Bancorp, has been elected to the *board of directors* of the Kensington Trade Corporation. (From a news release intended for a general audience.)

The *Finance Committee* will meet the first week of November to review next year's budget. (Style used by insiders.)

BUT: Gilligan says his company cannot discuss sponsorship of a new art center until its *finance committee* has reviewed our proposal. (Style normally used by outsiders.)

The *Advertising Department* will unveil the fall campaign on Friday, October 21. (Style used by insiders.)

BUT: The *advertising department* of Black & London will unveil its fall campaign this Friday. (Style used by outsiders.)

- NOTE:** Do not capitalize these organizational terms when they are modified by a word other than *the*. Constructions such as *this credit department*, *their credit department*,

¶326

every credit department, your credit department, and our credit department are terms of general classification and should not be capitalized. (See also ¶321, note.)

Black & London always seems to have a great deal of turnover in *its advertising department*. We don't have as much turnover in *our advertising department* as you may think. (Some insiders prefer to write *our Advertising Department* because of the special importance they attach to their own organizational structure.)

I would like to apply for the position of copywriter that is currently open in *your advertising department*. (Some outsiders might write *your Advertising Department* if they wanted to flatter the reader by giving special importance to the reader's organizational structure.)

323 Capitalize such nouns as *marketing, advertising, and promotion* when they are used alone to designate a department within an organization.

Paul Havlicek in *Corporate Communications* is the person to talk with.

I want to get a reaction from our people in *Marketing* first.

BUT: Talk to our *marketing* people first. (Here *marketing* is simply a descriptive adjective.)

324 a. Capitalize the word *the* preceding the name of an organization only when it is part of the legal name of the organization.

The Associated Press

The Wall Street Journal (see ¶289e)

The Vanguard Group

BUT: the Los Angeles Times

The Body Shop

The Olive Garden

The Gap

The Sharper Image

b. Even when part of the organizational name, *the* is often not capitalized except in legal or formal contexts where it is important to give the full legal name.

c. Do not capitalize *the* when the name is used as a modifier or is given in the form of an abbreviation.

the Associated Press report

the AP

works for the Times

Names of Government Bodies

325 Capitalize the names of countries and international organizations as well as national, state, county, and city bodies and their subdivisions.

the People's Republic of China

Washington State (see ¶335)

the United Nations

New Mexico Air Quality Bureau

the Kennedy Administration

Ohio Assembly

the Cabinet

Wisconsin Court of Appeals

the House of Representatives

Middlesex County

BUT: the federal government

St. Charles Parish

(see ¶¶328–329)

Salt Lake City (see ¶334)

the Electoral College

the New York State Board of Education

Department of Veterans Affairs

the Coe County Shade Tree Commission

(formerly Veterans Administration)

the Boston City Council

➤ For city and state names, see ¶¶334–335.

326 Capitalize short forms of names of national and international bodies and their major divisions.

the House (referring to the House of Representatives)

the Department (referring to the Department of Justice, the State Department, the Department of the Treasury, etc.)

Continued on page 104

¶327

the Bureau (referring to the Bureau of the Budget, the Federal Bureau of Investigation, the Bureau of the Census, etc.)

the Commission (referring to the Federal Trade Commission, the Federal Communications Commission, the Security and Exchange Commission, etc.)

the Administration (referring to the General Services Administration, the Social Security Administration, the Small Business Administration, etc.)

the Court (referring to the United States Supreme Court, the International Court of Justice, etc.)

the Fed **OR**: the Board (referring to the Federal Reserve Board)

BUT: the feds (referring to federal regulators)

Do not capitalize short forms of names of state or local governmental groups except when special circumstances warrant emphasis or distinction. (See ¶327.)

- 327** Common terms such as *police department*, *board of education*, and *county court* need not be capitalized (even when referring to a specific body), since they are terms of general classification. However, such terms should be capitalized when the writer intends to refer to the organization in all of its official dignity.

We are awaiting the release of next year's budget from *City Hall*. (*City Hall* is capitalized here because the term refers to the seat of municipal power in its full authority.)

You can't fight *City Hall*. (Here again, the term is intended to invoke the full authority of a particular city government.)

BUT: The public school teachers will be staging a rally in front of *city hall*. (In this case a particular building is being referred to in general terms.)

The *Police Department* has announced the promotion of Robert Boyarsky to the rank of sergeant. (The short form is capitalized here because it is intended to have the full force of the complete name, the *Cranfield Police Department*.)

BUT: The Cranfield *police department* sponsors a youth athletic program that we could well copy. (No capitalization is used here because the writer is referring to the department in general terms and not by its official name.)

NOTE: Do not capitalize the short form if it is not actually derived from the complete name. For example, do not capitalize the short form *police department* if the full name is *Department of Public Safety*.

- 328** Capitalize *federal* only when it is part of the official name of a federal agency, a federal act, or some other proper noun.

the *Federal Reserve Board* the *Federal Insurance Contributions Act*

BUT: . . . subject to *federal*, state, and local laws.

NOTE: It is customary to capitalize *federal* when making reference to a specific style of American architecture.

- 329** The terms *federal government* and *government* (referring specifically to the United States government) are now commonly written in lowercase because they are considered terms of general classification. In government documents, however, and in other types of communications where these terms are intended to have the force of an official name, they are capitalized.

The *federal government* is still wrestling with the problem of corporate welfare—that is, *federal* subsidies to large corporations.

BUT: If you can't fight *City Hall*, what makes you think it's any easier to fight the *Federal Government*? (Here the writer wants to emphasize the full power of the national government as an adversary.)

- 330** a. Capitalize *union* only when it refers to a specific government.

W lu lect red the top in a most every state in the *Union*.

- b. Capitalize *commonwealth* only when it is part of an official name. (See also ¶335c.)

the Commonwealth f ependent States (f rmerly the U.S.S.R.

the Commonwealth OR: the Commonwealth of Nati ns (f rmerly the British Commonwealth)

➤ For the capitalization of state, see ¶335, for the capitalization of city, see ¶334

Names of Places

- 331** Capitalize the names of places, such as streets, buildings, parks, monuments, rivers, oceans, and mountains. Do not capitalize short forms used in place of the full name. (See ¶332 for a few exceptions.)

Montgomery Street	BUT: the street
Empire State Building	the building
Stone Mountain Park	the park
Sacramento River	the river
Lake Pontchartrain	the lake
Biscayne Bay	the bay
Chebeague Island	the island
Colony Surf Hotel	the hotel
Rittenhouse Row	the row
Union Square	the square
Riverside Drive	the drive
Dupont Circle	the circle
Bighorn Mountain	the mountain
Shoshone Falls	the falls
the Washington Monument	the monument
Stapleton Airport	the airport
the Fogg Art Museum	the museum
Golden Gate Bridge	the bridge
Niagara Mall	the mall

➤ For plural expressions like the Atlantic and Pacific Oceans, see ¶309a, note; for the treatment of prepositions and conjunctions in proper names, see ¶303, note.

- 332** A few short forms are capitalized because of clear association with one place.

the Coast (the West Coast)	the Hill (Capitol Hill)
the Continent (Europe)	the Street (Wall Street)
the Channel (English Channel)	the Village (Greenwich Village)

- 333** a. Capitalize imaginative names that designate specific places or areas.

Down East coastal Maine	the Outer Banks (of North Carolina)
the Lower East Side in Manhattan	Back Bay in Boston)
the Eastern Shore of Chesapeake Bay	the Bay Area around San Francisco
the South Side of Chicago	La La Land (Los Angeles)
the Near North Chicago	Tinseltown (Hollywood)
the South Lawn of the White House	the Magnificent Mile in Chicago
inside the Beltway (Washington, D.C.)	the French Quarter in New Orleans

¶ 334

the Main Line (the Philadelphia suburbs)
 the Big D (Dallas)
 the Big Muddy (the Missouri River)
 the Big Apple (New York)
 TriBeCa (the triangular area below
 Canal Street in Manhattan)
 NoLita (north of Little Italy in Manhattan)

DUMBO (part of Brooklyn down under
 the Manhattan Bridge overpass)
 SoHo (in New York); Soho (in London)
 Down Under (Australia and New Zealand)
 the Pacific Rim
 the Far East **OR:** the Orient
 the Middle East (**NOT:** the Near East)

NOTE: The terms *Sunbelt*, *Snowbelt*, and *Frostbelt* are now commonly spelled as one word; the terms *Farm Belt*, *Corn Belt*, and *Cotton Belt* are still commonly spelled as two words. Within the same context treat these terms the same way—as two words; for example, *in the Farm Belt and the Frost Belt*.

- b.** Some place names are used imaginatively to refer to specific types of businesses or institutions.

Silicon Valley (the cluster of high-tech industries south of San Francisco)
 Silicon Alley (the cluster of software development firms in Manhattan)
 Siliwood (the collaboration between Silicon Valley and Hollywood)
 Bollywood (the film and music industry of India)
 the K Street crowd (the lobbying industry in Washington, D.C.)
 Gucci Gulch (the halls of Congress where lobbyists ply their trade)
 Madison Avenue (the advertising industry)
 Wall Street (the financial industry)
 Off-Off-Broadway (experimental theater in New York City)
 Foggy Bottom (the U.S. State Department)

- 334** Capitalize the word *city* only when it is part of the corporate name of the city or part of an imaginative name.

Kansas City the Windy City (Chicago) **BUT:** the city of Dallas

- 335** **a.** Capitalize *state* only when it follows the name of a state or is part of an imaginative name.

New York *State* is also called the Empire *State*.
 The *state* of Alaska is the largest in the Union.
 Washington *State* entered the Union in 1889, the forty-second *state* to do so.
 Next year we plan to return to the *States*. (Meaning the *United States*.)

- b.** Do not capitalize *state* when it is used in place of the actual state name.

He is an employee of the *state*. (People working for the state government, however, might write *State*.)

- c.** Kentucky, Massachusetts, Pennsylvania, and Virginia are actually commonwealths. In ordinary usage, however, they are referred to as states.

the commonwealth of Kentucky **OR:** the state of Kentucky

- 336** According to the U.S. Government Printing Office *Style Manual*, the terms used to refer to the residents of the fifty states are formed according to different patterns.

- a.** Sixteen states just add *n*.

Alaskan	Iowan	Nevadan	South Dakotan
Arizonan	Minnesotan	North Dakotan	Utahn
Californian	Montanan	Oklahoman	Virginian
Georgian	Nebraskan	Pennsylvanian	West Virginian

b. Eight states add *an*.

Delaware <u>an</u>	Idaho <u>an</u>	Massachusetts <u>an</u>	Missouria <u>n</u>
Hawaiia <u>n</u>	Illinois <u>an</u>	Mississippia <u>n</u>	Ohioa <u>n</u>

c. Six states drop the final letter and add *n* or *an*.

Arkansa <u>n</u>	Kansa <u>n</u>	Tennesse <u>an</u>
Colorada <u>n</u>	New Mexica <u>n</u>	Texa <u>n</u>

d. Three states add *ian*.

Michigania <u>n</u>	Oregonia <u>n</u>	Washingtonia <u>n</u>
---------------------	-------------------	-----------------------

NOTE: A number of authorities refer to residents of Michigan as Michiganders or Michiganites.

e. Seven states drop the final letter and add *ian*.

Alabamian <u></u>	Indianian <u></u>	Louisianian <u></u>	South Carolinian <u></u>
Floridian <u></u>	Kentuckian <u></u>	North Carolinian <u></u>	

f. Only one state adds *r*.

Maine <u>r</u>	OR: Mainia <u>c</u> (the term favored by some residents)
----------------	---

g. Five states add *er*.

Connecticute <u>r</u>	New Yorker <u></u>	Vermonte <u>r</u>
Marylande <u>r</u>	Rhode Islande <u>r</u>	

h. Three states add *ite*.

New Jerseyite <u></u>	Wisconsinite <u></u>	Wyomingite <u></u>
-----------------------	----------------------	--------------------

i. One state drops the final letter and adds *ite*.

New Hampshireite <u></u>

337 a. Capitalize *the* only when it is part of the official name of a place.

The Dalles	BUT: the Bronx
The Hague	the Netherlands

b. Capitalize the words *upper* and *lower* only when they are part of an actual place name or a well-established imaginative name.

Upper Peninsula	Lower East Side	Lower California (more commonly
Upper West Side	Newton Lower Falls	known as Baja California)

c. Capitalize the word *greater* when it precedes a city name, referring to the city plus the outlying suburbs; for example, *Greater Atlanta*.**Points of the Compass****338 a. Capitalize *north*, *south*, *east*, *west*, and derivative words when they designate definite regions or are an integral part of a proper name.**

in the North	the Far North	the North Pole
down South	the Deep South	the South Side
out West	the Far West	the West Coast
back East	the Middle East	the Eastern Seaboard

¶339

- b. Do not capitalize these words when they merely indicate direction or general location.

Many start-up companies have moved from the *Northeast* to the *Midwest*. (Region.)

BUT: They maintain a villa in the *south* of France. (General location.)

OR: Go *west* on Route 517 and then *south* on I-95. (Direction.)

John is coming back *East* after three years on the *West Coast*. (Region.)

BUT: The *west coast* of the United States borders on the Pacific. (Referring only to the shoreline, not the region.)

Most of our customers live on the *East Side*. (Definite locality.)

BUT: Most of our customers live on the *east side* of town. (General location.)

339 Capitalize such words as *Northerner*, *Southerner*, and *Midwesterner*.

340 Capitalize such words as *northern*, *southern*, *eastern*, and *western* when they refer to the people in a region or to their political, social, or cultural activities. Do not capitalize these words when they merely indicate general location or refer to the geography or climate of the region.

Eastern bankers

BUT: the eastern half of Pennsylvania

Southern hospitality

southern temperatures

Western civilization

westerly winds

the Northern vote

a northern winter

The *Northern* states did not vote as they were expected to. (Political activities.)

BUT: The drought is expected to continue in the *northern* states. (Climate.)

My sales territory takes in most of the *southeastern* states. (General location.)

NOTE: When terms like *western region* and *southern district* are used to name units within an organization, capitalize them.

The *Western Region* (referring to a part of the national sales staff) reports that sales are 12 percent over budget for the first six months this year.

341 When words like *northern*, *southern*, *eastern*, and *western* precede a place name, they are not ordinarily capitalized because they merely indicate general location within a region. However, when these words are actually part of the place name, they must be capitalized. (Check an atlas or the geographic listings in a dictionary when in doubt.)

Preceding a Place Name

Part of a Place Name

northern New Jersey

Northern Ireland

western Massachusetts

Western Australia

NOTE: Within certain regions it is not uncommon for many people who live there to capitalize the adjective because of the special importance they attach to the regional designation. Thus people who live in southern California may prefer to write *Southern California*.

Days of the Week, Months, Holidays, Seasons, Events, Periods

342 Capitalize the names of days, months, holidays, and religious days.

Tuesday

Juneteenth (June 19)

St. Patrick's Day

February

the Fourth of July

Good Friday

New Year's Eve

Election Day

All Saints' Day

Presidents' Day	Kwanza OR: Kwanzaa	Rosh Hashanah
April Fools' Day	Martin Luther King's	Yom Kippur
Father's Day	Birthday	Ramadan
Veterans Day	Kamehameha Day	Mawlid (Muhammad's birthday)

> For the use of apostrophes in names of holidays, see ¶650.

343 Do not capitalize the names of the seasons unless they are personified.

We hold our regional sales conferences during the *fall* and *winter*, but our national conference always takes place early in the *spring*.

We do not plan to announce our new line of software applications until our *fall '05/winter '06* catalog.

BUT: And this you can see is the bolt. The purpose of this
Is to open the breech, as you see. We can slide it
Rapidly backwards and forwards: we call this
Easing the spring. And rapidly backwards and forwards
The early bees are assaulting and fumbling the flowers:
They call it easing the Spring.

—Henry Reed

NOTE: Companies sometimes capitalize the names of seasons in promotional materials.

the fall '05/winter '06 catalog **OR:** the Fall '05/Winter '06 catalog

344 a. Capitalize the names of historical events and imaginative names given to historical periods.

the Renaissance	the Roaring Twenties
the Counter-Reformation	Prohibition
the Enlightenment	the Great Depression
the American Revolution	the New Deal
the Reign of Terror	World War II
the Industrial Revolution	the Holocaust
the Gay Nineties	the War on Poverty

b. References to cultural *ages* are usually capitalized. However, contemporary references are not usually capitalized unless they appear together with a capitalized reference.

the Bronze Age	BUT: the space age
the Dark Ages	the atomic age
the Middle Ages	the digital age

The course spans the development of civilization from the *Stone Age* to the *Space Age*.

c. References to cultural *eras* are usually capitalized, but references to cultural *periods* are usually not.

the Common Era	BUT: the romantic period
the Victorian Era	the colonial period

d. Capitalize the names of sporting events.

the Super Bowl	the World Series OR: the Series
the Masters	the Kentucky Derby OR: the Derby
the U.S. Open	the Olympic Games OR: the Games OR: the Olympics
the Grand Slam	Iditarod Trail Sled Dog Race

¶345

345 Do not capitalize the names of decades and centuries.

during the fifties

in the twenty-first century

in the nineteen-nineties

during the nineteen hundreds

NOTE: Decades are capitalized, however, in special expressions.

the Gay Nineties

the Roaring Twenties

> For a discussion on how to label the first decade of the twenty-first century, see ¶439b.

Acts, Laws, Bills, Treaties

346 a. Capitalize formal titles of acts, laws, bills, treaties, and amendments, but do not capitalize common-noun elements that stand alone in place of the full name.

the Americans With Disabilities Act

the act

Public Law 480

the law

the Treaty of Versailles

the treaty

the First Amendment

the amendment

the Constitution of the United States

BUT: the Constitution (see ¶304)

BUT: When Pelletier takes the stand next week, we think he is likely to take the *Fifth*. (Referring to the Fifth Amendment.)

b. Do not capitalize generic or informal references to existing or pending legislation except for proper nouns and adjectives.

an environmental protection bill

the Brady gun control law

c. “Laws” that make humorous or satirical observations about human and organizational behavior are capitalized to suggest that they carry the same authority as an actual piece of legislation.

Parkinson's Law states that work expands to fill the time that has been allotted for its completion.

Parkinson's Law of Data states that data expands to fill the space available.

Murphy's Law holds that if something can go wrong, it will.

The *Peter Principle* maintains that people in an organization tend to be promoted until they reach their level of incompetence.

According to *Fudd's First Law of Opposition*, if you push something hard enough, it will fall over.

A relatively new proverb called *Hanlon's Razor* states, “Never attribute to malice that which can be adequately explained by stupidity.”

d. In the names of authentic scientific laws, capitalize only proper nouns and adjectives.

Gresham's law

Newton's first law of motion

Mendel's law

the first law of thermodynamics

Programs, Movements, Concepts

347 a. Do not capitalize the names of programs, movements, or concepts when they are used as general terms.

social security numbers

the civil rights movement

BUT: the Social Security Administration

BUT: the Civil Rights Act

medicare payments

the big bang theory

BUT: the Medicare Act

existentialism and rationalism

NOTE: Some writers capitalize *social security*, *medicare*, and *medicaid* under all circumstances.

- b. Capitalize proper nouns and adjectives that are part of such terms.

the Socratic method	Newtonian physics
Keynesian economics	Marxist-Leninist theories

- c. Capitalize imaginative names given to programs and movements.

the New Deal	the New Frontier
the Great Society	the War on Poverty

- d. Capitalize terms like *democrat*, *socialist*, and *communist* when they signify formal membership in a political party but not when they merely signify belief in a certain philosophy.

a lifelong <i>Democrat</i> (refers to a person who consistently votes for candidates of the Democratic Party)	a lifelong <i>democrat</i> (refers to a person who believes in the principles of democracy)
the right wing	leftists

NOTE: Ordinarily, do not capitalize a reference to *independent voters*. However, in a context where polls or election results make reference to Republican voters and Democratic voters, it would be appropriate to refer to *Independent voters*. Moreover, in a context where politicians or officeholders are referred to in terms of their party affiliation, an unaffiliated politician or officeholder may be referred to as an *Independent* (for example, a bill cosponsored by *Republican Senator John McCain from Arizona and Independent Senator James Jeffords from Vermont*).

Races, Peoples, Languages

- 348** a. Capitalize the names of races, peoples, tribes, and languages.

Caucasians	Hispanics	Native Americans	BUT: the blacks
the Japanese	the Inuit	Mandarin Chinese	the whites

NOTE: The people who live in the Philippines are called Filipinos, and the official language of the country is called Pilipino.

- b. Do not hyphenate terms like *African Americans* or *French Canadians* when they are used as nouns, because the first word in each case modifies the second. However, hyphenate such terms when they are used as adjectives; for example, *African-American enterprises*, *French-Canadian voters*. Moreover, hyphenate such terms when the first element is a prefix; for example, *an Afro-American style*, *the Anglo-Saxons*, *the Indo-Chinese*.

➤ For a usage note on ethnic references, see pages 324–325.

Religious References

- 349** a. Capitalize all references to a supreme being.

God	the Supreme Being	Allah
the Lord	the Messiah	Yahweh
the Holy Spirit	the Almighty	Providence

Toward the end of his life, Winston Churchill wrote, "I am prepared to meet my *Maker*. Whether my *Maker* is prepared for the great ordeal of meeting me is another matter."

NOTE: The word *god* is capitalized in such compound expressions as *God-fearing* and *Godspeed* but not in such terms as *godforsaken* and *god-awful*.

Continued on page 112

¶350

- b. Capitalize personal pronouns referring to a supreme being when they stand alone, without an antecedent nearby.

Offer thanks unto *Him*. **BUT:** Ask the Lord for *his* blessing.

Mr. Dooley (the pseudonym of Finley Peter Dunne) said, "A fanatic is a man that does what he thinks the *Lord* would do if *he* knew the facts of the case."

NOTE: Some writers capitalize these personal pronouns under all circumstances.

- c. Capitalize references to persons revered as holy.

the Prince of Peace	Buddha	John the Baptist
the Good Shepherd	the Prophet	Saint Peter (see ¶1518e)
the Blessed Virgin	the Apostles	Luke the Evangelist

- d. Capitalize the names of religions, their members, and their buildings.

Reform Judaism	Mormons	Saint Mark's Episcopal Church
Zen Buddhism	Methodists	Temple Beth Shalom

the Roman Catholic *Church* (meaning the institution as a whole)

BUT: the Roman Catholic *church* on Wyoming Avenue (referring to a specific building)

the Church of Jesus Christ of Latter-day Saints (see ¶1363, note)

- e. Capitalize references to religious events. (See also ¶1342.)

the Creation	the Exodus	the Crucifixion
the Flood	the Second Coming	the Resurrection

- f. In general, do not capitalize references to specific religious observances and services. However, if you are writing from the perspective of a particular religion, follow the capitalization style of that religion.

bar mitzvah	baptism	BUT: the Eucharist
seder	christening	the Mass

- 350** a. Capitalize (but do not quote, italicize, or underline) references to works regarded as sacred.

the King James Bible	the Qur'an	the Ten Commandments
BUT: biblical sources	OR: the Koran	Psalms 23 and 24
the Revised Standard Version	the Talmud	the Sermon on the Mount
the Hebrew Bible	the Torah	the Gospel of Mark
OR: the Old Testament	the Our Father	Kaddish
the Book of Genesis	the Lord's Prayer	Hail Mary
	Hebrews 13:8	the Apostles' Creed

Wisdom is better than weapons of war, but one bungler destroys much good. (Ecclesiastes 9:18)

➤ *For the use of a colon in references to chapter and verse in the Bible, see ¶195b, note.*

- b. Do not capitalize *bible* when the work it refers to is not sacred.

That reference manual has become my *bible*.

- c. Biblical scholars now prefer to use the term *the Hebrew Bible* rather than *the Old Testament*. As part of the same trend, biblical scholars prefer to use the abbreviations *B.C.E.* (before the Common Era) and *C.E.* (the Common Era) in place of *B.C.* and *A.D.* (For a further discussion of these abbreviations, see the entry for *A.D.–B.C.* on page 312.)

- d. According to the Muslim Information Center, *Qur'an* is now the preferred spelling for the *Koran*. (See *a* above.)

Celestial Bodies

- 351** Capitalize the names of planets (*Jupiter, Mars*), stars (*Polaris, the North Star*), and constellations (*the Big Dipper, the Milky Way*). However, do not capitalize the words *sun, moon,* and *earth* unless they are used in connection with the capitalized names of other planets or stars.

With the weather we've been having, we haven't seen much of the *sun*.

We have gone to the ends of the *earth* to assemble this collection of jewelry.

Compare the orbits of *Mars, Venus,* and *Earth*.

The name of the constellation you have in mind is spelled *Orion*, not O'Ryan.

Course Titles, Subjects, Academic Degrees

- 352** Capitalize the names of specific course titles. However, do not capitalize names of subjects or areas of study (except for any proper nouns or adjectives in such names).

American History 201 meets on Tuesdays and Thursdays. (Course title.)

Harriet got a bachelor's degree in *American history*. (Area of study.)

I can't decide whether to major in *philosophy, religion, English literature,* or *computer science*. (Areas of study.)

- 353** Do not capitalize academic degrees used as general terms of classification. However, capitalize a degree used after a person's name.

a bachelor of arts degree received his bachelor's (see ¶644)

a master of science degree working for a master's

a doctor of laws degree will soon receive her doctorate

BUT: Claire Hurwitz, Doctor of Philosophy

- 354** In references to academic years, do not capitalize the words *freshman, sophomore, junior,* and *senior*. In references to grade levels, capitalize the word *grade* when a number follows but not when a number precedes.

Harriet spent her *junior* year in Germany.

Our oldest child is in *Grade 6*; our second child is in the *third grade*.

NOTE: Some schools and colleges prefer to use *first-year students* in place of *freshmen*.

All incoming *freshmen* [**OR:** *first-year students*] must register by September 4.

Commercial Products

- 355** Capitalize trademarks, brand names, proprietary names, names of commercial products, and market grades. The common noun following the name of a product should not ordinarily be capitalized; however, manufacturers and advertisers often capitalize such words in the names of their own products to give them special emphasis.

Elmer's glue **BUT:** Crazy Glue

NOTE: Be alert to the correct spelling of proper nouns.

Macintosh computers **BUT:** McIntosh apples

➤ For the capitalization of short words in the names of products, see ¶303, note; for the use of intercaps, see ¶366.

¶ 356

- 356** a. Capitalize all trademarks except those that have become clearly established as common nouns. To be safe, consult the International Trademark Association by phone (212.768.9886) or by e-mail <tmhotline@inta.org>.

NOTE: The following list contains many trademarks that are often mistakenly considered to be uncapitalized generic terms.

Xerox; **BUT:** photocopy, photostat
 Telecopier; **BUT:** fax
 LaserWriter, Laser Jet; **BUT:** laser printer
 Express Mail, Filofax

BUT: e-mail, voice mail, yellow pages
 Scotch tape, Post-it notes, Rolodex
 Jiffy bag, Carousel slide projector
 Acrilan, Dacron, Lycra, Orlon,

Ultrasuede; **BUT:** nylon, spandex
 Naugahyde, Thinsulate, Perma-Prest
 Levi's, Windbreaker, Snuggli, Leggs
 Loafer shoes, Air Jordan, Hush Puppies
 Jeep, Dumpster, Hide-A-Bed
 Airbus, Learjet, AAdvantage

Teflon, Velcro, Ziploc, Baggies, GLAD
 AstroTurf, Styrofoam, Lucite, Mylar
 Spackle, Plastic Wood, Sheetrock
 Fiberglas; **BUT:** fiberglass

Jacuzzi, Disposall, Frigidaire, Thermos
 Laundromat, Dustbuster, Drygas
 Crock-Pot, Pyrex dish, Dixie cup
 Bac*Os, Jell-O, Big Mac, Whopper, SPAM
 Q-tips, U-Haul, X-Acto knives, C-SPAN

EI, Off!, Oh Henry!, H₂OHI, Guess?
 Band-Aid, Ace bandage, BOTOX
 Kleenex, Vaseline, Chap Stick
 Tylenol, Novocain, Demerol,

Valium; **BUT:** aspirin
 Nicotrol, NyQuil, Motrin
BUT: penicillin, cortisone

Olean; **BUT:** olestra
 Adrenalin; **BUT:** adrenaline
 diet Coke, Diet Pepsi, Kool-Aid,
 Popsicle, Gatorade, Sanka
 Kitty Litter, Seeing Eye dog
 Day-Glo colors, Technicolor
 Discman, Walkman, Polaroid

BUT: camcorder
 StairMaster, Wiffle ball
 Jazzercise, Ski-Doo, Aqua-Lung
 Frisbee, Ping-Pong, Rollerblades
 Scrabble, Trivial Pursuit
 Realtor; **BUT:** real estate agent
 Hi-Liter, Magic Marker
 Neon (car); **BUT:** neon (gas)
 Jaws of Life, Breathalyzer

- b. Trademark holders typically use a raised symbol (such as TM or [®]) after their trademarks in all of their correspondence, promotional material, and product packaging. If you refer to other organizations' trademarks in material of a commercial nature that will be publicly distributed, use a raised symbol after each trademark. In all other documents, the symbols are not necessary, but do use the proper spelling and capitalization for these trademarks.

NOTE: If a mark of punctuation (such as a period or a comma) falls at the same point as a trademark plus a raised symbol, insert the punctuation after the symbol.

- For additional examples of trademarks, see ¶303, note, ¶366, ¶402, note, ¶505b, note, and ¶516a, note.

Business Terms and Titles

- 357** a. Words ordinarily written in lowercase may be capitalized in advertising copy for emphasis. (This style is inappropriate in all other kinds of communication.)

Save money now during our *Year-End Clearance Sale*.

It's the event *Luxury Lovers* have been waiting for . . . from Whitehall's!

¶359

- b. Titles of business forms are customarily capitalized in procedures manuals and in in-house communications. However, a generic reference to a common form (such as a purchase order or an invoice) does not have to be capitalized unless it is followed by a number or a letter (see ¶359).

You will have to fill out a *Leave of Absence Request form*. (Do not capitalize the word *form* unless it is actually a part of the title.)

Fill out a *purchase requisition* and send it to Felix Estaban for an okay.

Please track down *Purchase Requisition* 6489, which has not yet been approved.

➤ For titles of organizational officials, see ¶313d–e.

Legal Documents

358 Although it has been traditional in legal documents to capitalize many words that would ordinarily be written in lowercase, there is no agreement on one uniform style for these documents. The prevailing practice currently is to capitalize key terms—for example, references to the parties (*the Buyer, the Seller, the Landlord, the Tenant, the Plaintiff, the Defendant*), references to the nature of the document (*the Agreement, the Affidavit, the Motion, the Memorandum*), and spelled-out amounts of money (see ¶420). The use of all-caps for such references is losing ground, but terms like *ORDERED, GRANTED, and DENIED* still often appear this way in court orders. Leading authorities for the plain language movement advocate eliminating capitalization, especially for terms that refer to the document unless these terms are proper nouns.

Nouns With Numbers or Letters

359 Capitalize a noun followed by a number or a letter that indicates sequence. **EXCEPTIONS:** Do not capitalize the nouns *line, note, page, paragraph, size, step, and verse*.

Account 66160	Exercise 8	paragraph 2a
Act 1	Exhibit A	Part Three
Appendix A	Extension 2174	Plate XV
Article 2	Figure 9	Platform 3
Book III	Form 1040	Policy 394857
Building 4	(BUT: a W-2 form)	Proposition 215
Bulletin T-119	Grade 6	Room 501
Catch-22	Illustration 19	Route 46
Channel 55	Interstate 5 OR: I-5	Rule 3
Chapter V	Invoice 270487	Section 1
Chart 3	Item 9859D	size 10
Check 181	Lesson 20	step 3
Class 4	line 4	Table 7
Column 1	Model B671-4	Unit 2
Day One	note 1	verse 3
Diagram 4	page 158	Volume II

NOTE: It is often unnecessary to use *No.* before the number. (See ¶455b.)

Purchase Order 4713 (**RATHER THAN:** Purchase Order *No.* 4713)

BUT: Social Security No. 042-62-5340 (**NOT:** Social Security 042-62-5340)

¶360

Titles of Literary and Artistic Works; Headings

- 360** a. In titles of literary and artistic works and in displayed headings, capitalize all words with *four or more* letters. Also capitalize words with fewer than four letters except:

ARTICLES: *a, an, the*

SHORT CONJUNCTIONS: *and, as, but, if, or, nor*

SHORT PREPOSITIONS: *at, by, for, in, of, off, on, out, to, up*

➤ *For additional exceptions, see ¶361.*

- b. Be sure to capitalize short verb forms like *is* and *be*. However, do not capitalize *to* when it is part of an infinitive.

How to Succeed in Business Without Really Trying

"Redevelopment Proposal Is Not Expected to Be Approved"

- c. In magazine titles, capitalize the word *magazine* only if it is actually part of the magazine name.

Harper's Magazine

BUT: *Time magazine*

Golf Magazine

Smithsonian magazine

- d. When citing titles in text, headings, source notes, or bibliographies, it is important to maintain a consistent style of capitalization. You may thus find it necessary to disregard the capitalization style used on the title page of a particular book or in the heading of a particular article or in the listings in a particular catalog. For reasons of typographic design or graphic appeal, titles may appear in such places in a variety of styles—in all-caps, lowercase, small caps, or some combination of these styles. In some cases, only the first word of the title and subtitle is capitalized. In other cases, the first letter of *every* word is capitalized. In some books a different style of capitalization is used on the book jacket, the title page, and the copyright page. In light of all these variations in capitalization style that you are likely to encounter, impose a consistent style as described in ¶¶360–361. However, do not alter the all-cap style used for acronyms (for example, *AIDS*) and organizational names (for example, *IBM*).

- 361** Even articles, short conjunctions, and short prepositions should be capitalized under the following circumstances:

- a. Capitalize the first and last word of a title.

"A Home to Be Proud Of"

"The New Economy: Signs and Signals to Watch For"

CAUTION: Do not capitalize *the* at the beginning of a title unless it is actually part of the title.

For further details check *the Encyclopaedia Britannica*.

This clipping is from *The New York Times*.

- b. Capitalize the first word following a dash or colon in a title.

Abraham Lincoln—The Early Years

The Treaty of Versailles: A Reexamination

Living Past Eighty: On Borrowed Time

¶363

- c. Capitalize short words like *in*, *out*, *off*, *up*, and *by* in titles when they serve as adverbs rather than as prepositions. (These words may occur as adverbs in verb phrases or in hyphenated compounds derived from verb phrases. See ¶¶803, 1070.)

"Microsoft Chalks *Up* Record Earnings for the Year"

"LeClaire Is Runner-*Up* in Election" (see also ¶363)

BUT: "Sailing *up* the Mississippi"

The Spy Who Came In From the Cold

"Foxworth Is Considered a Shoo-*In* for Governor"

BUT: "Pollsters Project an Easy Win for Foxworth *in* Heavy Voter Turnout"

"Governor Ramos Stands *By* His Tax Proposal"

BUT: "Governor's Tax Proposal Not Supported *by* Legislators"

NOTE: Capitalize these short words when they serve as other parts of speech.

Resolving the Conflict Is a Big *If*

Jackson's Success Is Anything *But*

Traveling With the *In* Crowd

Movie Costars Have a Falling *Out*

- d. Capitalize short prepositions like *up*, *in*, *on*, and *for* when used together with prepositions having four or more letters.

"Sailing *Up* and *Down* the Mississippi"

"Happenings *In* and *Around* Town"

"Mall Opening *On* or *About* May 1"

"Voters *For* and *Against* the New Budget Clash at Hearing"

- e. When a title or heading is displayed on more than one line, do not capitalize the first word of any turnover line unless it needs to be capitalized on the basis of the preceding guidelines.

Should You Invest for the Long Pull
or Should You Trade Continually?

Millions
of Dollars

Income
per Capita

- For the capitalization of Preface, Contents, Appendix, and Index, see ¶242, note; for the use of all-caps with titles, see ¶289b.

- 362** Do not capitalize a book title when it is incorporated into a sentence as a descriptive phrase.

In his book on basic marketing, Bill Perreault points out that . . .

BUT: In his book *Basic Marketing*, Bill Perreault points out that . . .

Hyphenated Words

- 363** Within a sentence, capitalize only those elements of a hyphenated word that are proper nouns or proper adjectives. At the beginning of a sentence, capitalize the first element in the hyphenated word but not other elements unless they are proper nouns or proper adjectives. In a heading or title, capitalize all the elements except articles, short prepositions, and short conjunctions. (See ¶360.)

Within Sentences

e-mail (see ¶847)

up-to-date

Spanish-American

English-speaking

Beginning Sentences

E-mail

Up-to-date

Spanish-American

English-speaking

In Headings and Titles

E-Mail

Up-to-Date

Spanish-American

English-Speaking

¶364

Within Sentences

mid-September
 ex-President Clinton
 Senator-elect Murray
 self-confidence
 de-emphasize
 follow-up
 Ninety-ninth Congress
 post-World War II
 one-sixth
 twenty-first

Beginning Sentences

Mid-September
 Ex-President Clinton
 Senator-elect Murray
 Self-confidence
 De-emphasize
 Follow-up
 Ninety-ninth Congress
 Post-World War II
 One-sixth
 Twenty-first

In Headings and Titles

Mid-September
 Ex-President Clinton
 Senator-Elect Murray
 Self-Confidence
 De-Emphasize
 Follow-Up (see ¶361c)
 Ninety-Ninth Congress
 Post-World War II
 One-Sixth
 Twenty-First

NOTE: In the hyphenated names of organizations and products, the word or letter following a hyphen may or may not be capitalized. Follow the organization's style in each case.

Snap-on tools	Post-it notes	Etch-A-Sketch
Easy-Off oven cleaner	Book-Of-The-Month Club	La-Z-Boy

Awards and Medals

364 Capitalize the names of awards and medals.

Pulitzer Prize winners	the Medal of Honor
the Nobel Prize	the Distinguished Service Medal
Oscars and Emmys	the Purple Heart
the Tonys	the Webby Awards (for the world's best Web sites)
a MacArthur Fellowship	a National Merit Scholarship

Computer Terminology

365 a. Use all-caps for the names of many programming languages.

SNOBOL	APL	BUT: Java
BASIC	LISP	Ada

b. Use all-caps for the names of many operating systems.

MS-DOS	UNIX	BUT: MacOS	Pocket PC
Windows XP	OS/2	Linux	Palm OS

c. The capitalized term *Internet* refers to the established global system of linked computer networks. The lowercased term *internet* is used to refer to a collection of local area networks that are linked with one another but not necessarily connected with the Internet. The term *intranet* refers to a private network established by an organization for its own internal purposes; the term is lowercased in normal usage, but an organization may choose to label its private network the *Intranet* for special emphasis within its own internal communications.

d. Capitalize the names of Internet search engines (*Google, Yahoo!*), Internet service providers (*UUNet*) and commercial online services (*America Online*), Web sites (*HotWired*), online communities (*Usenet*), and online databases (*LexisNexis, Dialog*). Some of these names (such as UUNet and HotWired) follow a special capitalization style known as *intercaps*. (See ¶366 for more examples.)

➤ For the capitalization of words or phrases beginning with *Web*, see ¶847f.

Intercaps

366 The names of many organizations and products are written with an unusual style known as *intercaps* or *BiCaps*. Follow the organization's style in each case.

- a. The names of computer organizations and products commonly reflect an intercap style. For example:

AllTheWeb	PowerPoint	CorelDRAW
AltaVista	ThinkPad	iPod
EarthLink	TrueType	InterNIC
OmniPage	VoiceStream	qbSearch
PageMaker	WebCrawler	QuarkXPress
PostScript	ZipZapp	RealTIME Media

- b. The use of intercaps appears in other areas of business as well. For example:

AstroTurf	CreataCard greeting cards	PlaySkool toys
NordicTrack	DieHard batteries	ReaLemon juice
NutraSweet	DuraSoft contact lenses	Travelodge motels
PowerBar	KitchenAid appliances	TripTik maps
TiVo	MasterCard purchases	VapoRub ointment

- *Capitalization of questions within sentences: see ¶¶115, 117.*
Capitalization after a colon: see ¶¶196–199.
Capitalization after an opening bracket: see ¶296a.
Capitalization after an opening dash: see ¶214, note.
Capitalization after an opening parenthesis: see ¶¶224b, 225b, 226b.
Capitalization after an opening quotation mark: see ¶¶272–273.
Capitalization of abbreviations: see ¶¶514, 522, 541–542.
Capitalization for special emphasis: see ¶285c.

Section 4

Numbers

Basic Rules (§§401–406)

Figure Style (§§401–403)

Word Style (§§404–406)

Special Rules (§§407–470)

Dates (§§407–412)

Money (§§413–420)

At the Beginning of a Sentence (§§421–422)

Indefinite Numbers and Amounts (§423)

Ordinal Numbers (§§424–426)

Fractions (§§427–428)

 Fractions Standing Alone (§427)

 Fractions in Mixed Numbers (§428)

Measurements (§§429–432)

Ages and Anniversaries (§§433–435)

Periods of Time (§§436–439)

Clock Time (§§440–442)

 With *a.m.*, *p.m.*, *Noon*, and *Midnight* (§440)

 With *O'Clock* (§441)

 Without *a.m.*, *p.m.*, or *O'Clock* (§442)

Decimals (§§443–446)

Percentages (§§447–449)

Ratios and Proportions (§450)

Scores and Voting Results (§451)

Numbers Referred to as Numbers (§452)

Figures With Abbreviations and Symbols (§453)

Telephone Numbers (§454)

No. or # With Figures (§455)

Adjacent Numbers (§§456–457)

Numbers in a Sequence (§§458–460)

Expressing Numbers in Figures (§§461–464)

Expressing Numbers in Words (§§465–467)

Expressing Numbers in Roman Numerals (§§468–469)

Expressing Large Numbers in Abbreviated Form (§470)

➤ *For definitions of grammatical terms, see the appropriate entries in the Glossary of Grammatical Terms (Appendix D).*

There is a significant difference between using figures and using words to express numbers. Figures are big (like capital letters) and compact and informal (like abbreviations); when used in a sentence, they stand out clearly from the surrounding words. By contrast, numbers expressed in words are unemphatic and formal; they do not stand out in a sentence. It is this functional difference between figures and words that underlies all aspects of number style.

➤ For a perspective on the rules for using numbers, see the essay in Appendix A, pages 588–590.

Basic Rules

The rules for expressing numbers would be quite simple if writers would all agree to express numbers entirely in figures or entirely in words. But in actual practice the exclusive use of figures is considered appropriate only in tables and statistical matter, whereas the exclusive use of words to express numbers is found only in ultraformal documents (such as proclamations and social invitations). In writing that is neither ultraformal nor ultratechnical, most style manuals call for the use of both figures and words in varying proportions. Although authorities do not agree on details, there are two sets of basic rules in wide use: the *figure style* (which uses figures for most numbers above 10) and the *word style* (which uses figures for most numbers above 100). Unless you deal with a very limited type of written communication, you should be prepared to use each style appropriately as the situation demands.

Figure Style

The figure style is most commonly used in ordinary business correspondence (dealing with sales, production, finance, advertising, and other routine commercial matters). It is also used in journalistic and technical material and in academic work of a technical or statistical nature. In writing of this kind, most numbers represent significant quantities or measurements that should stand out for emphasis or quick comprehension.

- 401** a. Spell out numbers from 1 through 10; use figures for numbers above 10. This rule applies to both exact and approximate numbers. However, use figures for 1 through 10 (as in the statement of this rule) when these numbers need to stand out for quick comprehension. (See ¶401b.)

I would like *ten* copies of this article, but I need only *two* or *three* right away.

I sensed that the project was in trouble from *Day One*. (See ¶359.)

At the convention we got more than *75* requests for a copy of your report.

We expect about *30* to *35* employees to sign up for the graphic arts course.

The advertising is deliberately pitched at the *40-plus* age group. (See ¶416b.)

My letter in last Sunday's paper provoked over *25* letters and some *60-odd* phone calls.

There has been a *sixfold* increase in the number of reported incidents. (See ¶817b.)

BUT: There has been a *20-fold* increase in the number of reported incidents.

One bookstore chain has already ordered *2500* copies. (See ¶461a, note, on the omission of commas in four-digit figures.)

The exhibition drew more than *12,000* people in the first month.

We send out about *200,000* catalogs almost every month, but our year-end holiday catalog is mailed to over *1,000,000* households. (See ¶403b.)

When the annual sales results were announced, there were *high fives* all around.

Continued on page 122

¶402

NOTE: Some authorities recommend spelling out only single-digit numbers (1–9) and using figures for all numbers starting with 10.

- *For a note on the use of more than and over with numbers, see the entry for More than—over on page 335; for a note on the use of zero, see ¶465d.*
- b. Use all figures—even for the numbers 1 through 10 (as in this sentence)—when they have technical significance or need to stand out for quick comprehension. This all-figure style is used in tables, in statistical material, and in expressions of dates (*May 3*), money (*\$6*), clock time (*4 p.m.*), proportions and ratios (*a 5-to-1 shot*), sports scores (*3 to 1*), votes (*a 6–3 decision*), academic grades (*95*), and percentages (*8 percent*). This style is also used with abbreviations and symbols (*12 cm, 8°F, our No. 1 sales rep*), with numbers referred to as numbers (*think of a number from 1 to 10*), with highway designations (*U.S. Route 1, I-80*), and with technical or emphatic references to age (*a tristate clinical study of 5-year-olds*), periods of time (*a 6-month loan*), measurements (*parcels over 3 pounds*), and page numbers (*page 1*).
- c. In isolated cases spell out a number above 10 in order to de-emphasize the number or make it seem indefinite.
 - Jonathan could give you *a thousand and one* reasons for his inability to find a job that's right for him.
 - I have *a hundred* things to do today. (In this context *100 things* would seem too precise, too exact.)
 - Thanks *a million* for all your help on the Tennyson deposition.
 - When I asked Fran to reconsider, all she said was, "*A thousand times no!*"
- d. Also use words for numbers at the beginning of a sentence, for most ordinals (*our twenty-fifth anniversary*), for fractions (*one-third of our sales*), and for nontechnical or nonemphatic references to age (*my son just turned twelve*), periods of time (*twenty years ago*), and measurements (*I need to lose another thirty pounds*).
- *For rules on how to express numbers in figures, see ¶¶461–464; for rules on how to express numbers in words, see ¶¶465–467.*

402 Use the same style to express *related* numbers above and below 10. If any of the numbers are above 10, put them all in figures.

When people annoy you, remember this: it takes 42 muscles to frown but only 4 muscles to extend your arm and whack 'em.

We used to have *two* dogs, *one* cat, and *one* rabbit.

BUT: We now have 5 dogs, 11 cats, and 1 rabbit. (The rabbit is male.)

When the museum guard was asked how he could be so sure that the dinosaur skeleton on display was precisely 80,000,009 years old, he explained that the dinosaur had been 80,000,000 years old when he started working at the museum 9 years earlier.

Our *four* sons consumed a total of 18 hamburgers, 5 large bottles of diet Coke, 12 DoveBars, and about 2000 cookies—all at *one* sitting. (Figures are used for all the related items of food; the other numbers—*four* and *one*—are spelled out, since they are not related and are not over 10.)

NOTE: In the names of organizations and products, follow the organization's style.

A.1. steak sauce	3-In-One oil	a 7-Eleven store
One-A-Day vitamins	Saks Fifth Avenue	a can of 7UP
K2r spot remover	Motel 6	a glass of V8 juice
3M office products	Six Flags	9-Lives cat food

- 403** a. For fast comprehension, numbers in the *millions* or higher may be expressed as follows:

21 million (in place of 21,000,000)

3 billion (in place of 3,000,000,000)

1½ million **OR:** 14.5 million (in place of 14,500,000)

2.4 billion (in place of 2,400,000,000)

Bindel & Boggs is placing an order for 2.4 *million* barrels of oil.

BUT: Bindel & Boggs is placing a 2.4-*million-barrel* order. (See ¶1817a.)

NOTE: This style may be used only when the amount consists of a whole number with nothing more than a simple fraction or decimal following. A number such as 4,832,067 must be written all in figures. However, if the situation permits numbers to be rounded, this number can be rewritten as 4.8 *million*. (See also ¶416.)

➤ For the use of *M* in abbreviated expressions of millions, see ¶470.

- b. Treat related numbers alike.

Last year we sold 21,557,000 items; this year, nearly 23,000,000.

(**NOT:** 21,557,000 . . . 23 million.)

➤ For examples involving money, see ¶¶413–420.

Word Style

The word style of numbers is used mainly in high-level executive correspondence (see ¶¶1394–1395) and in nontechnical material, where the writing is of a more formal or literary nature and the use of figures would give numbers an undesired emphasis and obtrusiveness. Here are the basic rules for the word style.

- 404** a. Spell out all numbers, whether exact or approximate, that can be expressed in one or two words. (A hyphenated compound number like *twenty-one* or *eighty-nine* counts as one word.) In effect, spell out all numbers from 1 through 100 and all round numbers above 100 that require no more than two words (such as *sixty-two thousand* or *forty-five million*).

Mr. Ryan received *twenty-three* letters praising the talk he gave last Wednesday at the Rotary Club.

Last January more than *twelve million* people attended the art exhibition that our company sponsored.

Some *sixty-odd* people have called to volunteer their services.

More than *two hundred* people attended the reception for Helen Russo.

BUT: More than 250 people attended the reception. (Use figures when more than two words are required.)

NOTE: Some authorities recommend spelling out only one- and two-digit numbers (1–99) and using figures for all numbers above 99.

- b. In writing of an ultraformal nature—proclamations, social invitations, and many legal documents—even a number that requires more than two words is spelled out. However, as a matter of practicality the word style ordinarily uses figures when more than two words are required.

➤ For guidelines on how to express numbers in words, see ¶¶465–467; for a note on the use of zero, see ¶465d.

¶405

- 405** Express related numbers the same way, even though some are above 100 and some below. If any must be in figures, put all in figures.

We sent out *three hundred* invitations only last week and have already received more than *one hundred* acceptances.

BUT: We sent out *300* invitations and have already received *125* acceptances.

(NOT: three hundred . . . 125.)

- 406** Numbers in the millions or higher *that require more than two words when spelled out* may be expressed as follows:

231 million (in place of 231,000,000)

9% billion **OR:** 9.75 billion (in place of 9,750,000,000)

671.4 million (in place of 671,400,000)

Even a two-word number such as *sixty-two million* should be expressed as *62 million* when it is related to a number such as *231 million* (which cannot be spelled in two words). Moreover, it should be expressed as *62,000,000* when it is related to a number such as *231,163,520*.

Special Rules

The preceding rules on figure style (¶¶401–403) and word style (¶¶404–406) are basic principles that govern in the absence of more specific guidelines. The following rules cover those situations that require special handling (for example, expressions of dates and money). In a number of cases where either figures or words are acceptable, your choice will depend on whether you are striving for emphasis or formality.

Dates

The following rules apply to dates in sentences. See ¶1314 for the treatment of date lines in business correspondence.

- 407** a. When the day *precedes* the month or *stands alone*, express it either in ordinal figures (*1st, 2d, 3d, 4th*) or in ordinal words (*the first, the twelfth, the twentieth*).

FOR EMPHASIS: This year's international sales conference runs from Monday, the *2d* of August, through Thursday, the *5th*.

FOR FORMALITY: We leave for Australia and New Zealand on the *third* of June and return on the *twenty-fifth*.

- b. When the day *follows* the month, use a cardinal figure (*1, 2, 3, etc.*) to express it.
on March 6

NOTE: Do not use the form *March 6th* or *March sixth*, even though those versions reflect the way the date would sound when spoken aloud.

➤ *For the use of commas and other punctuation with dates, see ¶410.*

- 408** a. Express complete dates in month-day-year sequence.

on March 6, 2007

- b. In United States military correspondence and in letters from foreign countries, the complete date is expressed in *day-month-year* sequence.

on 6 March 2007

¶410

- c. The form *3/6/07* (representing a *month-day-year* sequence) is acceptable on business forms and in informal letters and memos. Avoid this form, however, if there is any chance your reader could misinterpret it as a *day-month-year* sequence.
- d. Avoid the following forms: *March 6th, 2007*; *Mar. 6, 2007*; *the 6th of March 2007*; *the sixth of March 2007*. (For an exception, see ¶411b.)
- e. Because of the extraordinary events on September 11, 2001, this date is frequently referred to simply as *9/11* (without any reference to the year). In a formal context, use the standard format for expressing this date: *September 11* or *September 11, 2001*.

- 409** a. When you make reference to a previous document in the first sentence of a document you are composing, it is usually sufficient to cite only the month and the day.

Thank you for your letter of May 22, in which you asked us to explain why your request for a larger discount could not be granted. (A reader will assume that the current year—as shown in your date line—also applies to the letter of May 22.)

➤ *For the use of a comma between the date and the in which clause, see ¶152.*

However, in cases where there can be no room for the slightest ambiguity (for example, in legal documents), it is safer to cite the full month-day-year date in the first sentence.

Thank you for your letter of December 27, 2006, in which you asked us to explain why your request for a larger discount could not be granted.

NOTE: It is especially helpful to give the full date when the document you are citing was written in a prior year or when the document is part of a large file that spans two or more years. Some writers, as a matter of policy, cite the full date under all circumstances.

- b. When you make reference to dates elsewhere in the document you are composing, the decision to include or omit the year in these dates will depend on the nature of the document. If the dates are significant from a legal perspective (for example, in schedules specifying deadlines for performance and incremental payments), include the year in all subsequent references to dates. In ordinary correspondence, however, when it is clear from the context that the subsequent dates all fall within the same year as the one shown in the date line or in the first sentence in your document, the use of month and day alone is sufficient.

410 Note the use of commas and other punctuation with expressions of dates.

On *August 13, 2004*, my husband and I received the bank loan that permitted us to start our own restaurant. (Two commas set off the year following the month and day.)

BUT: On *13 August 2004* my husband and I . . . (Do not use commas to set off the year in a day-month-year sequence unless the sentence requires a comma or some other mark of punctuation after the year.)

We set a formal opening date of *November 15, 2004*; we actually opened on *March 18, 2005* (because of the flash fire that virtually destroyed the restaurant and forced us to start from scratch). (Note that the second comma is omitted after *2004* and *2005* because in each case other punctuation—a semicolon or an opening parenthesis—is required at that point.)

I will be out of the office on the following days: November 6, 15, and 24, 2006; December 4, 6, and 13, 2006; and January 3, 11, and 19, 2007.

¶411

Sales for *February 2006* hit an all-time low. (Omit commas around the year when it follows the month alone.)

BUT: Once we introduced our new product line in *September 2005*, it was clear that we were finally on the road to a strong recovery. (The comma following *2005* is needed to separate an introductory dependent clause from the rest of the sentence, not because of the date.)

The *May 2005* issue of *The Atlantic* carried an excerpt from Brenda's forthcoming book. (No commas are used when the month-year expression serves as an adjective.)

BUT: The *May 16, 2005*, issue of *Newsweek* broke the story. (Use two commas to set off the year when a complete date serves as an adjective. See ¶154.)

In *2005* we opened six branch offices in . . . (No comma follows the year in a short introductory phrase unless a nonessential element follows immediately.)

On *February 28* we will decide . . . (No comma follows the month and day in a short introductory phrase unless a nonessential element follows immediately.)

BUT: On *February 28*, the date of the next board meeting, we will decide . . . (Insert a comma when a nonessential element follows immediately.)

On *February 28, 27* managers from the Iowa plant will . . . (Insert a comma when another figure follows immediately. See ¶456.)

Yesterday, *April 3*, I spoke to a group of exporters in Seattle. On Tuesday, *April 11*, I will be speaking at an international trade fair in Singapore. (Set off a month-day expression when it serves as an appositive. See ¶148.)

On *August 28*, when the malfunction was first reported, we notified all of our dealers by e-mail about an equipment recall. (The phrase *On August 28* establishes *when*; the *when* clause that follows is nonessential and is set off with commas.)

➤ *For the use or omission of a comma when a date is followed by a related phrase or clause, see ¶152.*

- 411** a. In formal invitations and proclamations, spell out the day and the year. A number of styles may be used:

May twenty-first	the twenty-first of May	the twenty-first day of May
two thousand and seven	in the year of our Lord two thousand and seven	

- b. In legal documents, dates are frequently expressed in the following style:
executed the 17th day of November 2006

- 412** a. Well-known years in history may appear in abbreviated form. An apostrophe is used to represent the figures omitted from the year. (See ¶505f.)

the stock market crash in '29	the gold rush of '49 (1849)
the Olympic Winter Games of '06	BUT: the San Francisco 49ers

NOTE: When one of the years is expressed in full, an apostrophe is not needed in the year expressed as an abbreviation; for example, during the years 1941–45.

- b. Years also appear in abbreviated form in certain business expressions. (See ¶294.)

FY2004/05 **OR:** fiscal year 2004/05 the fall '05/winter '06 catalog (see ¶343)

- c. Class graduation years often appear in abbreviated form.

the class of '99 the class of '00 the class of '08

NOTE: There is still no consensus on how to refer *aloud* to academic classes in the first decade of the twenty-first century. On the basis of the style commonly used at the start of the twentieth century, the class of 2006 (or '06) could be referred to aloud as “the class of aught-six” or “the class of naught-six.” The more challenging question is how to refer to the class of '00. One solution is simply to say

¶415

“the class of two thousand.” Other suggestions include “the class of aughty-aught,” “the class of naughty-naught,” “the double-ohs,” “the oh-ohs,” and even “the uh-ohs.” In time, one expression will probably become established through usage as the dominant form. Until then feel free to choose (or devise) whatever form appeals to you.

➤ For the expression of centuries and decades, see ¶¶438–439; for dates in a sequence, see ¶¶458–460.

Money

413 a. Use figures to express exact or approximate amounts of money.

\$7	over \$1500	more than \$5,000,000 a year
\$13.50	nearly \$50,000	OR: more than \$5 million a year (see ¶403a)
a \$50 bill	almost \$6500	a \$5,000,000-a-year account
\$350 worth	less than \$100,000	OR: a \$5 million-a-year account (see ¶403a)

NOTE: Modifiers like *nearly*, *almost*, and *less than* have a subtle way of affecting the interpretation of numbers. To speak of “nearly \$100,000 in profits” is to suggest how close one has come to achieving a goal. To speak of “less than \$100,000 in profits” is to emphasize the failure to meet that goal.

➤ For a note on the use of commas in figures, see ¶461a; for a note on the use of more than and over with numbers, see the entry for More than—over on page 335; for a note on the use of less than, see the entry for Fewer—less on page 326.

b. When amounts of money from different countries are referred to in the same context, the unit of currency in each case usually appears as an abbreviation or symbol (or both) before the numerical amount.

US\$10,000	(refers to 10,000 U.S. dollars)
Can\$10,000	(refers to 10,000 Canadian dollars)
Mex\$10,000	(refers to 10,000 Mexican pesos)
£10,000	(refers to 10,000 British pounds)
¥10,000	(refers to 10,000 Japanese yen)
€10,000	(refers to 10,000 euros)

NOTE: If your software provides special character sets, you can access the symbols for the British pound, the Japanese yen, and the euro.

c. An isolated, nonemphatic reference to money may be spelled out.

two hundred dollars	a half-dollar	five thousand dollars' worth
nearly a thousand dollars	half a million dollars	(note the apostrophe)
a twenty-dollar bill	a million-dollar house	looks like a million dollars

414 Spell out indefinite amounts of money.

a few million dollars	many thousands of dollars
-----------------------	---------------------------

415 It is not necessary to add a decimal point or zeros to a *whole* dollar amount that occurs in a sentence.

I am enclosing a check for \$125. This model costs \$12.50; that one costs \$10.

In a column, however, if any amount contains cents, add a decimal point and two zeros to all *whole* dollar amounts to maintain a uniform appearance. (See also ¶1629.)

\$150.50
25.00
8.05
<hr/>
\$183.55

¶416

- 416** a. Money in round amounts of a million or more may be expressed partly in words. (The style given in the first column is preferred.)

\$12 million	OR: 12 million dollars	
\$10½ million	OR: 10½ million dollars	
\$10.5 million	OR: 10.5 million dollars	
\$6% billion	OR: 6% billion dollars	OR: \$6250 million
\$6.25 billion	OR: 6.25 billion dollars	OR: 6250 million dollars

- b. This style may be used only when the amount consists of a whole number with nothing more than a simple fraction or decimal following.

10.2 million dollars **BUT:** \$10,235,000

This style may also be used with the suffix *plus*. (See also ¶817b.)

a \$10 million-plus deal

- c. Express related amounts the same way.
from \$500,000 to \$1,000,000 (**NOT:** from \$500,000 to \$1 million)
- d. Repeat the word *million* (*billion*, etc.) with each figure to avoid misunderstanding.
\$5 million to \$10 million (**NOT:** \$5 to \$10 million)

➤ For the use of *M* in abbreviated expressions of millions, see ¶470.

- 417** Fractional expressions of large amounts of money should be either completely spelled out (see ¶427) or converted to an all-figure style.

one-quarter of a million dollars	OR: \$250,000
(BUT NOT: ¼ of a million dollars	OR: \$¼ million)
a half-billion dollars	OR: \$500,000,000
(BUT NOT: ½ billion dollars	OR: \$½ billion)

- 418** a. For amounts under a dollar, ordinarily use figures and the word *cents*.

I am sure that customers will not pay more than 99 cents for this item.

This machine can be fixed with 80 cents' worth of parts. (Note the apostrophe with *cents*.)

These 50-cent tokens can be used at all tollbooths.

In 1901 sugar cost 4 cents a pound, eggs were 14 cents a dozen, and coffee cost 15 cents a pound.

NOTE: An isolated, nonemphatic reference to cents may be spelled out.

I wouldn't give two cents for that car.

- b. Do not use the style \$.75 in sentences except when related amounts require a dollar sign.

It will cost you \$5.47 a copy to do the company manual: \$.97 for the paper, \$1.74 for the printing, and \$2.76 for the special binder.

- c. The cent sign (¢) may be used in technical and statistical material.

The price of aluminum, 78.6¢ a pound a year ago, now runs around 69.8¢ a pound; copper, then selling for 98.6¢ a pound, now costs 87.6¢ a pound.

- 419** When using the dollar sign or the cent sign with a price range or a series of amounts, use the sign with each amount.

\$5000 to \$8000	\$10 million to \$20 million
10¢ to 20¢	(BUT NOT: \$10 to \$20 million)

These three properties are valued at \$832,900, \$954,500, and \$1,087,000, respectively.

If the term *dollars* or *cents* is to be spelled out, use the term only with the final amount.

I wouldn't spend more than forty or fifty *dollars* on their wedding present.

Those flowers shouldn't cost more than eighty or ninety *cents* apiece.

- 420** a. In some legal documents, amounts of money are expressed first in words and then, within parentheses, in figures. (See also ¶¶465–467.)

One Hundred Dollars (\$100)

OR: One Hundred (100) Dollars

BUT NOT: One Hundred (\$100) Dollars

Three Thousand One Hundred and 50/100 Dollars (\$3100.50)

- b. When spelling out amounts of money, omit the *and* between hundreds and tens of dollars if *and* is used before the fraction representing cents.

Six Hundred Thirty-two and 75/100 Dollars

(NOT: Six Hundred *and* Thirty-two and 75/100 Dollars)

NOTE: In whole dollar amounts, the use of *and* between hundreds and tens of dollars is optional.

Six Hundred Thirty-two Dollars

OR: Six Hundred and Thirty-two Dollars

- c. The capitalization of spelled-out amounts may vary. Sometimes the first letter of each main word is capitalized (as in the examples in *a* above); sometimes only the first letter of the first word is capitalized (as on checks); sometimes the entire amount is in all-caps.

The following rules (¶¶421–428) cover situations in which numbers are usually spelled out: at the beginning of sentences and in expressions using indefinite numbers, ordinal numbers, and fractions.

At the Beginning of a Sentence

- 421** Spell out a number that begins a sentence, as well as any related numbers.

Thirty-four former students of Dr. Helen VanVleck came from all parts of the country to honor their professor on the occasion of her retirement.

Eight hundred people have already signed the recall petition.

Forty to fifty percent of the people polled on different occasions expressed disapproval of the mayor's performance in office.

(NOT: *Forty to 50* percent . . .)

- 422** If the number requires more than two words when spelled out or if figures are preferable for emphasis or quick reference, reword the sentence.

The company sent out *298* copies of its consumer guidelines last month.

(NOT: *Two hundred and ninety-eight* copies of its consumer guidelines were sent out by the company last month.)

We had a good year in *2003*.

(NOT: *Two thousand three* [**OR:** *2003*] was a good year for us.)

Our mining operations in Nevada provide *60 to 70* percent of our revenues.

(NOT: *Sixty to seventy* percent of our revenues come from our mining operations in Nevada.)

¶423

Indefinite Numbers and Amounts

423 Spell out indefinite numbers and amounts.

several hundred investors
a few thousand acres
a multimillion-dollar sale
a man in his late forties

hundreds of inquiries
thousands of readers
many millions of dollars
a roll of fifties and twenties

➤ For approximate numbers, see ¶401a (figure style) and ¶404a (word style).

Ordinal Numbers

424 In general, spell out all ordinal numbers (*first, second, third*, etc.) that can be expressed in one or two words. (A hyphenated number like *twenty-first* counts as one word.)

in the first place
the second in command
on the twentieth of July
in the twenty-first century
twenty-first-century art
on the forty-eighth floor
on my fifty-fifth birthday
the Fourteenth Ward
the two millionth visitor
at the eleventh hour
in seventh heaven

sales for the third quarter
during the eighth inning
the twelfth juror to be selected
the firm's one hundredth anniversary
(**BUT:** the firm's 125th anniversary)
the Ninety-ninth Congress (in text)
the Ninety-Ninth Congress
(in headings and titles; see ¶363)
the 109th Congress
the Eighteenth Amendment
the Seventh-Day Adventist Church

NOTE: When a hyphenated term like *twenty-first* is the first element in a compound adjective (as in *twenty-first-century art*), the second hyphen may be changed to an en dash (*twenty-first–century art*).

➤ For the distinction between ordinals and fractions, see ¶427d.

425 a. Use figures for ordinals in certain expressions of dates (see ¶¶407–408), in numbered street names above 10 (see ¶1333b), and in situations calling for special emphasis.

In Advertising Copy

Come to our *25th* Anniversary Sale! (Figures for emphasis.)

Come to our *Twenty-fifth* Anniversary Sale! (Words for formality.)

In Ordinary Correspondence

Watkins & Glenn is having a *twenty-fifth* anniversary sale.

b. Ordinal figures are usually expressed in an on-the-line style: *1st, 2d* or *2nd, 3d* or *3rd, 4th*, etc. Do not use an “abbreviation” period following an ordinal figure.

➤ For the use of *2d* in preference to *2nd*, see ¶503.

NOTE: Some word processing programs have a default feature that treats ordinal suffixes as superscripts. For example:

21st 32nd **OR:** 32nd 43^d **OR:** 43th 54th

The superscript style should not be used except in writing of an informal nature. On that basis, it would make sense to remove this style as one of the default features of your software.

- 426** Ordinals that follow a person's name may be expressed in arabic or roman numerals. As a rule, use arabic numerals unless you know that the person in question prefers roman numerals.

James A. Wilson 3d **OR:** James A. Wilson III

C. Roy Post 4th **OR:** C. Roy Post IV

➤ For the use of commas with numerals after a person's name, see ¶156.

Fractions

427 Fractions Standing Alone

- a. Ordinarily, spell out a fraction that stands alone (without a whole number preceding); for example, *one-third*. Use figures, however, if the spelled-out form is long and awkward or if the fraction is used in a technical measurement or some type of computation.

one-half the audience (see ¶427c)

three-fourths of the profits

two-thirds of our employees

one-quarter of a million dollars

multiply by 2/5

a quarter pound of butter

3/4-yard lengths (**BETTER THAN:** three-quarter-yard lengths)

5/32 inch (**BETTER THAN:** five thirty-seconds of an inch)

He came back a *half hour* later (**OR:** *half an hour* later).

NOTE: Hyphenate *half dozen* or *half a dozen* when this phrase is used as a compound modifier before a noun. (See also ¶817a.)

I'll take a *half-dozen* eggs (**OR:** *half-a-dozen* eggs).

BUT: I'll take a *half dozen* (**OR:** *half a dozen*).

- b. When a fraction is spelled out, hyphenate the numerator and the denominator unless either element already contains a hyphen.

five-eighths

thirteen thirty-seconds

twenty-seven sixty-fourths

NOTE: Some authorities hyphenate *simple fractions* (those that require only a single word for the numerator and the denominator) when they are used as adjectives but not as nouns.

a *two-thirds* majority **BUT:** *two thirds* of the voters

- c. In constructions involving the balanced phrases *one half . . . the other half*, do not hyphenate *one half*.

One half of the shipment was damaged beyond use; *the other half* was salvageable.

- d. Distinguish between large spelled-out fractions (which are hyphenated) and large spelled-out ordinals (which are not).

The difference is less than *one-hundredth* of 1 percent. (Hyphenated fraction meaning 1/100.)

BUT: This year the company will be celebrating the *one hundredth* anniversary of its founding. (Unhyphenated ordinal meaning 100th.)

- e. Fractions expressed in figures should not be followed by endings like *sts*, *ds*, *nds*, or *ths* or by an *of* phrase.

3/200 (**NOT:** 3/200ths)

9/64 inch (**NOT:** 9/64ths of an inch)

¶428

If a sentence requires the use of an *of* phrase following the fraction, spell the fraction out.

three-quarters of an hour (**NOT**: $3/4$ of an hour)

- f. A fractional expression may be used to indicate that one thing is smaller than another.

This year's sales of our aging hi-tech product line will be about *one-third* of what they were last year.

OR: This year's sales of our aging hi-tech product line will be about *two-thirds less* than they were last year.

BUT NOT: This year's sales of our aging hi-tech product line will be about *two times less* than they were last year. (Do not say that something is *two times less* or *two times smaller*. The term *times* implies the use of multiplication.)

Be careful in the way you describe something as smaller or larger. It is easy to convey a meaning you did not intend. Consider these examples:

The old library was *one-quarter smaller* than the new one. (If the new library has 12,000 square feet, the old library was three-quarters the size of the new library—9000 square feet.)

NOT: The new library is *one-quarter larger* than the old one. (This changes the meaning of the sentence above. If the old library had 9000 square feet, the new library would have gained only 2250 square feet, which is one-quarter of 9000.)

BUT: The new library is *one-third larger* than the old one. (This version preserves the original meaning. If the old library had 9000 square feet, the new one gained an additional 3000 square feet, an increase of one-third—for an accurate total of 12,000.)

Our new warehouse is *three times as large* as our old one. (If the old warehouse had 10,000 square feet, the new warehouse has 30,000 square feet.)

NOT: Our new warehouse is *three times larger* than our old one. (This sentence does not mean the same thing as the one above. If the old warehouse had 10,000 square feet, the new warehouse would have an additional 30,000 square feet—for a total of 40,000. Since the wording of this sentence could mislead a reader, write *three times as large* to avoid any ambiguity.)

NOTE: You can avoid the possibility of misstating these comparisons and misleading your reader by expressing these sizes without using fractional expressions.

The new library has 12,000 square feet, whereas the old library had only 9000 square feet.

428 Fractions in Mixed Numbers

- a. Ordinarily use figures to express a mixed number (a whole number plus a fraction); for example, $3\frac{3}{4}$. Spell out a mixed number at the beginning of a sentence.

Our sales are now $4\frac{1}{2}$ times as large as they were in 2000.

Two and a quarter (**OR**: *Two and one-quarter*) inches of rain fell over the weekend. (Note the use of *and* between the whole number and the fraction.)

- b. When constructing fractions that do not appear on the keyboard or in a special character set with word processing software, use the diagonal (/). Separate a whole number from a fraction by means of a space (not with a hyphen).

Can you still get a fixed-rate mortgage for 7 3/8? (**NOT**: 7-3/8.)

Last month factory inventories fell by 7 3/8 percent. (**NOT**: 7-3/8 percent.)

- c. In the same sentence, do not mix ready-made fractions ($\frac{1}{2}$, $\frac{1}{4}$) with those that you construct yourself ($7/8$, $5/16$).

The rate on commercial paper has dropped from 5% percent a year ago to $5\frac{1}{2}$ percent today. (**NOT**: $5\frac{3}{4}$. . . 5%.)

The yield on these municipal bonds rose from 5% percent to $5\frac{1}{4}$ percent in the past year. (**NOT**: $5\frac{1}{4}$. . . 5%.)

¶429

NOTE: To simplify typing, convert constructed fractions (and simpler ones used in the same context) to a decimal form whenever feasible.

The rate on commercial paper has dropped from 5.75 percent a year ago to 5.5 percent today.

The yield on these municipal bonds rose from 5.25 percent to 5.5 percent in the past year.

- d. When a mixed number is followed by a unit of measure, use the plural form of the unit of measure.

1½ inches **OR:** 1.5 inches **BUT:** ¾ inch 1 inch

NOTE: If you are using an abbreviated form for a unit of measure, the abbreviation is usually the same for the singular and plural. (See ¶535a.)

The following rules (¶¶429–442) deal with measurements and with expressions of age and time (elements that often function as measurements). When these elements have technical or statistical significance, they are expressed in figures; otherwise, they are expressed in words.

Measurements

- 429** a. Most measurements have a technical significance and should be expressed in figures (even from 1 through 10) for emphasis or quick comprehension. However, spell out an isolated measurement that lacks technical significance.

A higher rate is charged on parcels over 2 pounds.

BUT: I'm afraid I've gained another two pounds this week.

Add 1 quart of sugar for each 4 quarts of strawberries.

BUT: Last weekend we picked four quarts of strawberries from our own patch.

There is no charge for delivery within a 30-mile radius of Chicago.

BUT: It's only a thirty-mile drive up to our summer place.

This pattern calls for 9 yards of material.

BUT: I'm prepared to go the whole nine yards if that's what it takes to win this election.

- b. Dimensions, sizes, and exact temperature readings are always expressed in figures.

I'm looking for a 4- by 6-foot rug for my reception room. (See also ¶432.)

Please send me a half-dozen blue oxford shirts, size 17½/33.

The thermometer now stands at 32°F, a drop of 5 degrees in the past hour.

BUT: The temperature has been in the low thirties [**OR:** 30s] all week. (An indefinite reference to the temperature may be spelled out or expressed in figures.)

- c. The expression a 180-degree turn is often used to indicate that a person has adopted a point of view that is the exact opposite of his or her original position.

Phil has done a 180-degree turn in his thinking; he is now willing to support the proposal. (To turn 180 degrees is to go halfway around a circle. In this context it means that Phil has changed his mind; instead of opposing the proposal, he now favors it.)

Phil has done a one-eighty in his thinking about the proposal. (Spell out the number when it is referred to in this colloquial way.)

NOTE: Some writers mistakenly refer to this change of mind as a 360-degree turn. However, to turn 360 degrees is to go completely around a circle, that is, to return to the point from which one started. In this context, it would mean that Phil had not changed his thinking at all.

¶430

- 430** When a measurement consists of several elements, do not use commas to separate the elements. The measurement is considered a single unit.

The package weighed *8 pounds 11 ounces*.

The punch bowl holds *4 quarts 1 pint*.

Hal is *6 feet 8 inches* tall in his stocking feet.

NOTE: If this type of measurement is used as a compound modifier before a noun, use hyphens to connect all the elements as a single unit. (See also ¶817a.)

a *6-foot-8-inch* man

- 431** The unit of measurement may be abbreviated (for example, *12 ft*) or expressed as a symbol (for example, *12'*) in technical material or in tables. If either an abbreviation or a symbol is used, the number must be expressed as a figure.

➤ *For the style of abbreviations for units of measure, see ¶¶535–538; for the use of figures with abbreviations and symbols, see ¶453.*

- 432** Dimensions may be expressed as follows:

GENERAL USAGE: a room 15 by 30 feet a 15- by 30-foot room

TECHNICAL USAGE: { a room 15 × 30 ft a 15- × 30-ft room
a room 15' × 30' a 15' × 30' room

GENERAL USAGE: a room 5 by 10 meters a 5- by 10-meter room

TECHNICAL USAGE: a room 5 × 10 m a 5- × 10-m room

GENERAL USAGE: 15 feet 6 inches by 30 feet 9 inches

TECHNICAL USAGE: 15 ft 6 in × 30 ft 9 in **OR:** 15' 6" × 30' 9"

➤ *For the use of suspending hyphens in dimensions, see ¶832.*

NOTE: When using symbols to signify feet and inches, select either the *straight* style of quotation marks (' for feet and " for inches) or preferably the *slanted* style (´ and ~), as shown in the examples above. (See ¶543b.) If necessary, access an extended character set to avoid the use of curly quotation marks (´ and ") in expressions of feet and inches.

Ages and Anniversaries

- 433** Express ages in figures (including 1 through 10) when they are used as significant statistics or as technical measurements.

Ethel Kassarian, *38*, has been promoted to executive director of marketing services in our Houston office.

The attached printout projects the amount of the monthly retirement benefit payable *at the age of 65*. (See the entry for *Age-aged-at the age of* on page 313.)

A computer literacy program is being offered to all *8- and 9-year-olds*. (See ¶832.)

This insurance policy is specially tailored for people in the *50-plus* age group.

You will be violating the law if you disregard the job application of a person *aged 58*. (**NOTE:** age 58.)

NOTE: When age is expressed in years, months, and days, do not use commas to separate the elements; they make up a single unit.

On January 1 she will be *19 years 4 months and 17 days old*. (The *and* linking months and days may be omitted.)

- 434** Spell out ages in nontechnical references and in formal writing.

My son is *three years old* and my daughter is *two*.

Shirley is in her early *forties*; her husband is in his *mid-sixties*.

Have you ever tried keeping a group of *five-year-olds* happy and under control at the same time?

We've got a surprise party planned for Jack when he reaches the *Big Five-Oh*.

- 435** Spell out ordinals in references to birthdays and anniversaries except where special emphasis or more than two words are required. (See also ¶¶424–425.)

on my *thirtieth* birthday

our *Tenth* Anniversary Sale

our *twenty-fifth* anniversary

OR: our 10th Anniversary Sale

her *forty-first* class reunion

the company's 135th anniversary

Periods of Time

- 436** a. Use figures (even from 1 through 10) to express periods of time when they are used as technical measurements or significant statistics (as in discounts, interest rates, and credit terms).

a 35-hour workweek

a 30-year mortgage

a note due in 6 months

NOTE: In legal documents, periods of time are often expressed twice: first in words and then in figures (enclosed in parentheses).

payable in ninety (90) days

NOT: payable in ninety (90) days

- b. Figures are also used with a diagonal in special expressions. (See also ¶294.)

a 24/7 telephone service (24 hours a day, 7 days a week)

a 4/10 work schedule (4 days a week, 10 hours a day)

- 437** Spell out nontechnical references to periods of time unless the number requires more than two words.

a twenty-minute wait

the next twelve days

forty-odd years ago

eight hours later

a two-week cruise

three hundred years ago

a half hour from now

in twenty-four months

BUT: 350 years ago

BUT: 1½ hours from now (see ¶428a)

in the last thirty years

two thousand years ago

According to an African proverb, the best time to plant a tree is *twenty* years ago. The next best time is today.

- 438** Centuries may be expressed as follows:

the 1900s **OR:** the nineteen hundreds **OR:** the twentieth century

the twenty-first century **OR:** twenty-first-century music

- 439** a. Decades may be expressed as follows:

the 1990s **OR:** the nineteen-nineties **OR:** the nineties **OR:** the '90s

the mid-1960s **OR:** the mid-sixties **OR:** the mid-'60s

in the 1980s and 1990s **OR:** in the '80s and '90s

(**BUT NOT:** in the 1980s and '90s **OR:** in the 1980s and nineties)

during the years 1993–2003 **OR:** from 1993 to 2003 (see ¶459b)

OR: between 1993 and 2003

- For the use of an apostrophe in contractions of figures (the '90s), see ¶505f; for the omission of an apostrophe in the plurals of figures (the 1990s), see ¶624a.

¶440

- b. There is still no consensus on how to refer to the first decade of the twenty-first century. One possibility is *the aughts* (the term used to refer to the first decade of the twentieth century). Among the other suggestions currently circulating are *the ohs*, *the zeros*, *the zips*, *the naughties*, and *the preteens*. Until one expression becomes established through usage as the dominant term, it may be safest to refer simply to *the first decade of the twenty-first century*.
- c. Decades are not capitalized except in expressions such as *the Gay Nineties* and *the Roaring Twenties*.

Clock Time

¶440 With *a.m.*, *p.m.*, *Noon*, and *Midnight*

- a. Always use figures with *a.m.* or *p.m.*
 We take off at 8:45 *a.m.* The bus is due at 2 *p.m.*
 By 8 *p.m.*, CST, the first election returns should be in.
OR: By 8 *p.m.* (CST) the first election returns should be in.
 > For abbreviations of time zones such as CST, see ¶534.
- b. In books, journals, and similar publications, *a.m.* and *p.m.* usually appear in small caps without internal space (A.M., P.M.). In other material, *a.m.* and *p.m.* typically appear in lowercase without internal space; however, you can use small caps if you have that option. Avoid the use of all-caps.
- c. For time “on the hour,” zeros are not needed to denote minutes unless you want to give special emphasis to the precise hour.
 Our store is open from 9:30 *a.m.* to 6 *p.m.* (**NOT:** 6:00 *p.m.*)
BUT: Our store is always open until 6:00. (See ¶442a for the use of zeros when *a.m.* or *p.m.* is omitted.)
 You may call me between 7:30 *a.m.* and 4 *p.m.*, Monday through Friday. You can reach me on the weekends between 2 and 5 *p.m.*
 We always close from 12 *noon* to 1:30 *p.m.*
 From a church bulletin: The Low Self-Esteem Support Group will meet on Thursday between 9:30 and 11 *a.m.* Please use the back door.

In tables, however, when some entries are given in hours and minutes, add a colon and two zeros to exact hours to maintain a uniform appearance.

Arr.	Dep.
8:45	9:10
9:00	9:25
9:50	10:00

- > For other illustrations showing the alignment of clock times in columns, see ¶1627b; for the 24-hour system of expressing clock times, see ¶1627c.
- d. Do not use *a.m.* or *p.m.* unless figures are used.
 this morning tomorrow afternoon
 (**NOT:** this *a.m.*) (**NOT:** tomorrow *p.m.*)
- e. Do not use *a.m.* or *p.m.* with *o'clock*.
 6 o'clock **OR:** 6 *p.m.* ten o'clock **OR:** 10 *a.m.*
 (**NOT:** 6 *p.m.* o'clock) (**NOT:** 10 *a.m.* o'clock)
- NOTE:** The expression *o'clock* is more formal than *a.m.* or *p.m.*

¶442

- f. Do not use *a.m.* or *p.m.* with the expressions *in the morning*, *in the afternoon*, *in the evening*, and *at night*. The abbreviations themselves already convey one of these meanings.

at 9 p.m. **OR:** at nine in the evening (**NOT:** at 9 p.m. in the evening)

- g. Use a colon (without space before or after) to separate hours from minutes (as in 3:22).
- h. The times *noon* and *midnight* may be expressed in words alone. However, use the forms *12 noon* and *12 midnight* when these times are given with other times expressed in figures.

Dinner is served in the main dining room until *midnight*.

BUT: Dinner is served from 6 *p.m.* until *12 midnight*.

NOTE: Plane and train schedules often refer to noon as *12 a.m.* and midnight as *12 p.m.*, but in other contexts these designations are not as clear as the forms shown above.

441 With O'Clock

- a. With *o'clock*, use figures for emphasis or words for formality.

3 o'clock (for emphasis)

three o'clock (for formality)

NOTE: Do not use a colon and two zeros when using *o'clock* to express time "on the hour."

- b. To express hours and minutes with *o'clock*, use this style:

half past four o'clock

OR: half after four o'clock

(**BUT NOT:** four-thirty o'clock **OR:** 4:30 o'clock)

- c. Expressions of time containing *o'clock* may be reinforced by such phrases as *in the morning* and *in the afternoon*.

10 o'clock at night

seven o'clock in the morning

For quick comprehension, use the forms *10 p.m.* and *7 a.m.*

442 Without a.m., p.m., or O'Clock

- a. When expressing time without *a.m.*, *p.m.*, or *o'clock*, either spell the time out or—for quick comprehension—convert the expression to an all-figure style.

arrive at eight

OR: arrive at 8:00 (**NOT:** at 8)

five after six

OR: 6:05

a quarter past ten

OR: 10:15

twenty of four

OR: 3:40

a quarter to five

OR: a quarter of five **OR:** 4:45

half past nine

OR: nine-thirty **OR:** 9:30

nine forty-two

OR: 9:42

- b. A hyphen is used between hours and minutes (*seven-thirty*) but not if the minutes must be hyphenated (*seven thirty-five*).

The following rules (¶¶443–455) deal with situations in which numbers are always expressed in figures.

¶443

Decimals

- 443** Always write decimals in figures. Never insert commas in the decimal part of a number.

665.3184368 (no comma in decimal part of the number)

58,919.23785 (comma used in whole part of the number)

> For the metric style of writing decimals, see ¶461b.

- 444** When a decimal stands alone (without a whole number preceding the decimal point), insert a zero before the decimal point. (Reason: The zero keeps the reader from overlooking the decimal point.)

0.55 inch

0.08 gram

EXCEPTIONS: a Colt .45; a .357 Magnum revolver

- 445** Ordinarily, drop the zero at the end of a decimal (for example, write 2.787 rather than 2.7870). However, retain the zero (a) if you wish to emphasize that the decimal is an exact number or (b) if the decimal has been rounded off from a longer figure. In a column of figures add zeros to the end of a decimal in order to make the number as long as other numbers in the column. (For illustrations, see ¶¶1627, 1629, 1630, 1632.)

- 446** Do not begin a sentence with a decimal figure.

The temperature was 63.7.

(**NOT:** 63.7 was the temperature.)

Percentages

- 447 a.** Express percentages in figures, and spell out the word *percent*. (See ¶¶421–422 for percentages at the beginning of a sentence.)

When your mortgage rate goes from 7 *percent* to 7.7 *percent*, it may have increased by less than 1 percentage point, but you'll pay 10 *percent* more in interest.

Yogi Berra once said, "Baseball is 90 *percent* mental. The other half is physical."

My client expected a 25 *percent* discount. (**NOT:** a 25-percent discount.)

Our terms are 2 *percent* 10 days, net 30 days. (Abbreviate these credit terms as 2/10, n/30 on invoices and other business forms.)

NOTE: The % symbol may be used in tables, on business forms, and in statistical or technical material.

- b.** Spell out the number when the percentage does not represent a technical measurement. (See ¶401c.)

We're behind you a *hundred percent*.

- 448 a.** Fractional percentages *under 1 percent* may be expressed as follows:

one half of 1 percent **OR:** 0.5 percent (see ¶444)

- b.** Fractional percentages *over 1 percent* should be expressed in figures.

7½ percent **OR:** 7.5 percent 9% percent **OR:** 9.25 percent

- 449** In a range or series of percentages, the word *percent* follows the last figure only. If the symbol % is used (see ¶447a, note), it must follow each figure.

We give discounts of 10, 20, and 30 *percent* (**BUT:** 10%, 20%, and 30%).

> For the use of % in a column of figures, see ¶1630; for the use of percent and percentage, see page 337.

Ratios and Proportions

- 450** a. As a rule, write ratios and proportions in figures.
 a proportion of 5 to 1 **OR:** a 5-to-1 ratio **OR:** a 5:1 ratio
 the odds are 100 to 1 **OR:** a 100-to-1 shot
- b. A nontechnical reference may be spelled out.
 a *fifty-fifty* chance of success **OR:** a *50-50* chance of success

Scores and Voting Results

- 451** Use figures (even for 1 through 10) to express scores and voting results.
 a score of 85 on the test a vote of 17 to 6 a 5-4 Supreme Court decision
 New York 8, Chicago 6 **BUT:** a 17-6 vote a Senate vote of 58-42

Numbers Referred to as Numbers

- 452** Always use figures to express numbers referred to as numbers.
 pick a number from 1 to 10 divide by 16 multiply by $\frac{1}{2}$

Figures With Abbreviations and Symbols

- 453** a. Always use figures with abbreviations and symbols.
 \$50 10:15 a.m. 43% 2 in **OR:** 2" FY2007 (see ¶1621c)
 65¢ 6 p.m. No. 631 I-95 200 km (see ¶537a)
- b. If a symbol is used in a range of numbers, it should be repeated with each number. A full word or an abbreviation used in place of the symbol is given only with the last number.
- | | |
|-----------|--|
| 20°-30°C | BUT: 20 to 30 degrees Celsius (see ¶537b) |
| 5½" × 8" | 5½ by 8 inches OR: 5½ × 8 in |
| 9' × 12' | 9 by 12 feet OR: 9 × 12 ft |
| 30%-40% | 30 to 40 percent |
| 50¢-60¢ | 50 to 60 cents |
| \$70-\$80 | seventy to eighty dollars |

NOTE: A symbol should be used with each number in a series.

discounts of 5%, 10%, and 15% **BUT:** discounts of 5, 10, and 15 percent

Telephone Numbers

- 454** a. Insert a hyphen after the first three digits of a telephone number; for example, 555-1789. If a company chooses to express its phone number partially or entirely in words, follow the company's style; for example, 345-GIFT, 4-ANGIES, JOB-HUNT, CASH-NOW, GOFEDEX, PICK-UPS.
- b. When providing a telephone extension along with the main number, use the following form: 555-4890, Ext. 6041. (In formal correspondence, spell out *Extension*.)
- c. When the area code precedes a phone number, there are several ways to treat the number. The style most commonly seen, especially in text material, uses a hyphen (with no space on either side) to connect the elements: 707-555-3998.

Continued on page 140

¶454

The style that encloses the area code in parentheses—(707) 555-3998—is also frequently used, but it does not work well in text material when the phone number as a whole has to be enclosed in parentheses.

You can reach me by phone (707-555-3998) during normal business hours.

BUT NOT: . . . by phone ((707) 555-3998) during normal business hours.

In a growing number of areas, it has become necessary to use the area code even for local calls. In that case enclosing the area code in parentheses is inappropriate, since the area code is now an essential part of the phone number.

When telephone numbers are displayed (for example, in letterheads and on business cards), other styles are often seen. Some writers prefer to use a diagonal after the area code: 707/555-3998. Others simply leave spaces between the elements: 707 555 3998. And an up-and-coming style—707.555.3998—uses periods to separate the elements; because these periods resemble the dots in e-mail addresses, this style is growing in popularity.

➤ *For the types of phone numbers used in business letterheads, see ¶¶1311–1312.*

- d. When an access code precedes the area code and the phone number, use a hyphen to connect all the elements.

Please use our toll-free, 24/7 phone number: 1-877-555-6400.

NOTE: Do not use “800 number” as a synonym for “toll-free phone number,” since toll-free numbers may now begin with a different area code—for example, 855, 866, 877, and 888.

- e. International phone numbers typically contain a series of special access codes. Use hyphens to connect all the elements.

011-64-9-555-1523

└ international access code from the United States

└ country access code

└ city access code

NOTE: The international access code 011 is valid only for international calls originating within the United States.

- f. When you are providing a U.S. phone number in a printed or electronic document that may elicit calls from other countries, use a plus sign to represent the international access code and the numeral 1 to represent the country access code for the United States. For example:

+ 1-415-555-2998

└ a symbol representing another country's international access code

└ the country access code for the United States

└ a U.S. area code

Since each country has its own international access code—for example, 191 is the code for outgoing calls from France—use a plus sign rather than a specific international access code unless you are sure all international calls to your number will come from only one country.

NOTE: Telephone calls between the United States and Canada, Puerto Rico, and most places in the Caribbean/Atlantic calling region do not require the use of international access codes.

No. or # With Figures

- 455** a. If the term *number* precedes a figure, express it as an abbreviation (singular: *No.*; plural: *Nos.*). At the beginning of a sentence, however, spell out *Number* to prevent misreading.

Our check covers the following invoices: *Nos.* 8592, 8653, and 8654.

Number 82175 has been assigned to your new policy. (**NOT:** *No.* 82175 . . .)

Becky Noonan is our *No.* 1 resource on matters covered by environmental law. (See ¶817d.)

Kyle Kenton will be the *No.* 2 person after the merger takes place.

- b. If an identifying noun precedes the figure (such as *Invoice*, *Check*, *Room*, or *Box*), the abbreviation *No.* is usually unnecessary.

Our check covers *Invoices* 8592, 8653, and 8654. (See ¶463 for exceptions.)

- c. The symbol # may be used on business forms and in technical material.

➤ *For the capitalization of nouns preceding figures, see ¶359.*

The following rules (¶¶456–470) deal with two technical aspects of style: (1) treating numbers that are adjacent or in a sequence and (2) expressing numbers in figures, words, roman numerals, or abbreviated forms.

Adjacent Numbers

- 456** When two numbers come together in a sentence and both are in figures or both are in words, separate them with a comma.

In 2005, 78 percent of our field representatives exceeded their sales goal.

Although the staff meeting was scheduled for two, ten people did not show up.

On page 192, 25 problems are provided for review purposes.

On Account 53512, \$125.40 is the balance outstanding.

On May 8, 18 customers called to complain.

NOTE: No comma is needed when one number is in figures and the other is in words.

On May 9 seven customers called to complain.

- 457** When two numbers come together and one is part of a compound modifier (see ¶817), express one of the numbers in figures and the other in words. As a rule, spell the first number unless the second number would make a significantly shorter word.

two 8-room houses

BUT: 500 four-page leaflets

sixty \$5 bills

150 five-dollar bills

Numbers in a Sequence

- 458** Use commas to separate numbers that do not represent a continuous sequence.

on pages 18, 20, and 28

the years 2000, 2004, and 2008

- 459** a. Use an en dash (or a single hyphen if you do not have access to an en dash) to link two figures that represent a continuous sequence. The en dash means “up to and including” in the following expressions:

on pages 18–28

in Articles I–III

during the week of May 15–21

during the years 2003–2006

NOTE: Do not insert space before or after the en dash or the hyphen. (See also ¶299f.)

➤ *For a full discussion of the use of the en dash and additional examples, see ¶217.*

Continued on page 142

¶460

- b. Do not use the en dash (or hyphen) if the sequence is introduced by the word *from* or *between*.

from 1998 to 2001

(NOT: from 1998-2001)

between 2006 and 2007

(NOT: between 2006-2007)

- c. When you want to indicate that some numerical quantity has risen or decreased from “here” to “there,” it is customary to express the “from” number before the “to” number.

The latest sales projections indicate an increase this year *from* \$5.2 million *to* \$6.3 million.

Some authorities recommend expressing the “to” number before the “from” number to avoid a possible misreading.

The latest sales projections indicate an increase this year *to* \$6.3 million *from* \$5.2 million. (This wording is intended to prevent readers from concluding that the actual amount of the sales increase will fall somewhere *between* \$5.2 million *and* \$6.3 million.)

If no misreading seems likely, use a “from here to there” sequence.

- 460** a. In a continuous sequence of figures connected by an en dash or a hyphen, the second figure may be expressed in abbreviated form. This style is used for sequences of page numbers or years when they occur quite frequently. In isolated cases, do not abbreviate. (See ¶217.)

1997-98 (OR: 1997-1998)

pages 110-12 (OR: pages 110-112)

2005-6 (OR: 2005-2006)

pages 101-2 (OR: pages 101-102)

- b. Do not abbreviate the second number when the first number ends in two zeros.

2000-2005 (NOT: 2000-05)

pages 100-101 (NOT: pages 100-1)

- c. Do not abbreviate the second number when it starts with different digits.

1995-2005 (NOT: 1995-05)

pages 998-1004 (NOT: pages 998-04)

- d. Do not abbreviate the second number when it is under 100.

46-48 C.E.

pages 46-48

➤ For a usage note on C.E., see the entry for A.D.-B.C. on page 312.

Expressing Numbers in Figures

- 461** a. When numbers run to five or more figures, use commas to separate thousands, hundreds of thousands, millions, etc., in *whole* numbers. Do not use commas in the decimal part of a number. (See also ¶443.)

12,375

147,300

\$11,275,478

4,300,000,000

BUT: 70,650.37248

EXCEPTION: The Dow Jones Industrial Average closed at 11722.98 on January 14, 2000. (A comma is not used in these five-digit numbers. See the illustrations on pages 494 and 498.)

NOTE: The comma is now commonly omitted in four-digit whole numbers except in columns with larger numbers that require commas.

3500 OR: 3,500

\$2000.50 OR: \$2,000.50

- b. In metric quantities, use a space to separate digits into groups of three. Separate whole numbers and decimal fractions, counting from the decimal point.

12 945 181 (RATHER THAN: 12,945,181)

0.594 31 (RATHER THAN: 0.59431)

NOTE: When a four-digit number is used as a metric quantity, do not leave a space unless the number is used in a column that has larger numbers.

5181 OR: 5 181

0.3725 OR: 0.372 5

462 Do not use commas in year numbers, page numbers, house or building numbers, room numbers, ZIP Code numbers, telephone numbers, heat units, and decimal parts of numbers.

2003	8760 Sunset Drive	New York, NY 10021	1500°C
page 1246	Room 1804	602-555-2174 (see ¶454)	13,664.9999

463 Serial numbers (for example, invoice, style, model, or lot numbers) are usually written without commas. However, some serial numbers are written with hyphens, spaces, or other devices. In all cases follow the style of the source.

Invoice 38162 **BUT:** Social Security No. 152-22-8285 Patent No. 222,341

➤ For the capitalization of nouns before numbers, see ¶359; for the use of No., see ¶455.

464 To form the plurals of figures, add *s*. (See ¶624a.)

in the '90s (decades) in the 90s (temperature)

Expressing Numbers in Words

465 a. When expressing numbers in words, hyphenate all compound numbers between 21 and 99 (or *21st* and *99th*), whether they stand alone or are part of a number over 100.

twenty-one	twenty-one hundred
twenty-first	twenty-one hundredth
seven hundred and twenty-five (<i>and</i> may be omitted)	
five thousand seven hundred and twenty-five (no commas)	

b. Do not hyphenate other words in a spelled-out number over 99.

one hundred	nineteen hundred	six hundred million
two thousand	three hundred thousand	fifty-eight trillion

c. When a spelled-out number appears in a place name, follow the style shown in an authoritative postal directory or atlas.

Twenty-nine Palms, California	Ninety Six, South Carolina
Eighty Four, Pennsylvania	Thousand Oaks, California

d. Spell out the word *zero*, but express it as a figure when it is part of a larger number.

a ceremony at Ground Zero	zero percent financing (for formality)
adopted a zero-tolerance policy	0% financing (for emphasis)

When a decimal stands alone, insert a zero before the decimal point; for example, 0.375 inch. (See also ¶444.)

e. Use an en dash (or a hyphen if necessary) to create a minus sign. (See ¶¶217b, 1631e.)

➤ For the capitalization of hyphenated numbers, see ¶363.

466 When there are two ways to express a number in words, choose the simpler form. For example, use the form *fifteen hundred* rather than *one thousand five hundred*. (The longer form is rarely used except in formal expressions of dates. See ¶411.)

¶467

457 To form the plurals of spelled-out numbers, add *s* or *es*. For numbers ending in *y*, change the *y* to *i* before *es*. (See ¶624b.)

ones	twos	threes	sixes	twenty-fives
thirds	sixths	eighths	twenties	thirty-seconds

➤ For spelled-out dates, see ¶411; for spelled-out amounts of money, see ¶¶413c, 414, 417, 418a, 420; for spelled-out fractions, see ¶¶427–428.

Expressing Numbers in Roman Numerals

468 Roman numerals are used chiefly for the important divisions of literary and legislative material, for main topics in outlines, for dates, and in proper names.

Chapter VI	Title IX	MCMXCIX (1999)	Thomas E. Granger II
Volume III	World War II	MMIV (2004)	Pope John XXIII

NOTE: Pages in the front section of a book or a formal report (such as the preface and table of contents) are usually numbered in small roman numerals: *iii*, *iv*, *v*, etc. Other pages are numbered in arabic numerals: *1*, *2*, *3*, etc. (See ¶¶1420, 1427.)

469 To form roman numerals, consult the following table.

1	I	13	XIII	60	LX	1,100	MC
2	II	14	XIV	70	LXX	1,400	MCD
3	III	15	XV	80	LXXX	1,500	MD
4	IV	19	XIX	90	XC	1,600	MDC
5	V	20	XX	100	C	1,900	MCM
6	VI	21	XXI	200	CC	2,000	MM
7	VII	24	XXIV	400	CD	5,000	V̄
8	VIII	25	XXV	500	D	10,000	X̄
9	IX	29	XXIX	600	DC	50,000	L̄
10	X	30	XXX	800	DCCC	100,000	C̄
11	XI	40	XL	900	CM	500,000	D̄
12	XII	50	L	1,000	M	1,000,000	M̄

NOTE: A bar appearing over any roman numeral indicates that the original value of the numeral is to be multiplied by 1000.

Expressing Large Numbers in Abbreviated Form

470 In technical and informal contexts and in material where space is tight (such as tables and classified ads), large numbers may be abbreviated.

ROMAN STYLE:	48M (48,000); 6.3M̄ (6,300,000)
METRIC STYLE:	31K (31,000); K stands for <i>kilo</i> , signifying thousands
	5.2M (5,200,000); M stands for <i>mega</i> , signifying millions
	8.76G (8,760,000,000); G stands for <i>giga</i> , signifying billions
	9.4T (9,400,000,000,000); T stands for <i>tera</i> , signifying trillions

NOTE: Using *M* to express large numbers can create confusion, because *M* represents *thousands* in the roman style and *millions* in the metric style. As a general rule, use *M* only if you can be sure your readers will know what *M* stands for. When you cannot be sure who your readers are likely to be, either avoid using *M* or indicate at the outset what meaning you have assigned to it.

➤ Division of large numbers at the end of a line: see ¶915.
House, street, and ZIP Code numbers: see ¶¶1328–1332.

Section 5

Abbreviations

Basic Rules (§§501–514)

When to Use Abbreviations (§§501–505)

Punctuation and Spacing With Abbreviations (§§506–513)

Capitalization (§514)

Special Rules (§§515–550)

Personal Names and Initials (§§515–516)

Abbreviations With Personal Names (§§517–518)

Academic Degrees, Religious Orders, and Professional Designations (§519)

Names of Organizations (§§520–521)

Acronyms (§522)

Names of Broadcasting Stations and Systems (§523)

Names of Government and International Agencies (§§524–525)

Geographic Names (§§526–529)

Compass Points (§§530–531)

Days and Months (§532)

Time and Time Zones (§§533–534)

Customary Measurements (§§535–536)

Metric Measurements (§§537–538)

Chemical and Mathematical Expressions (§§539–540)

Business Expressions (§§541–542)

Symbols (§543)

Computer Abbreviations (§544)

Foreign Expressions (§545)

Miscellaneous Expressions (§§546–550)

➤ *For definitions of grammatical terms, see the appropriate entries in the Glossary of Grammatical Terms (Appendix D).*

¶501

Basic Rules

- For a perspective on the rules for using abbreviations, see the essay in Appendix A, pages 603–604.

When to Use Abbreviations

- 501** a. An abbreviation is a shortened form of a word or phrase used primarily to save space. Abbreviations occur most frequently in technical writing, statistical material, tables, and notes.
- b. Abbreviations that are pronounced letter by letter—for example, *IBM*, *Ph.D.*, *p.m.*—are called *initialisms*. Abbreviations that are pronounced as words—for example, *ZIP* (Code), *AIDS*, *laser*—are called *acronyms* (see ¶522). Consider these two expressions: *CT scan* and *CAT scan*. Both refer to a procedure used by radiologists (computerized axial tomography). *CT* is an initialism; *CAT* is an acronym. Occasionally, an abbreviation may have two acceptable pronunciations—for example, *URL* (which stands for *uniform resource locator* and refers to a specific Web address for an individual or an organization). When *URL* is pronounced *yoo-arr-ell*, it is an initialism; when pronounced *erl*, it is an acronym.

NOTE: The use of *a* or *an* before an abbreviation will depend on whether the abbreviation is regarded as an initialism (and pronounced letter by letter) or is considered an acronym (and pronounced as a word). See the entry for *a–an* on pages 311–312.

- c. When using an abbreviation, do not follow it with a word that is part of the abbreviation. (See also ¶522e.)
- | | |
|---|--|
| a collection of CDs (NOT: CD discs) | runs on AC (NOT: AC current) |
| find an ATM (NOT: an ATM machine) | tested for HIV (NOT: HIV virus) |
| forgot my PIN (NOT: PIN number) | the cost of ABMs (NOT: ABM missiles) |

- For examples of redundant computer expressions to be avoided, see ¶544b.

- 502** a. In business writing, abbreviations are appropriate in expedient documents (such as business forms, catalogs, and routine e-mail messages, memos, and letters between business offices), where the emphasis is on communicating data in the briefest form. In other kinds of writing, where a more formal style is appropriate, use abbreviations sparingly. When in doubt, spell it out.
- b. Some abbreviations are always acceptable, even in the most formal contexts: those that precede or follow personal names (such as *Mr.*, *Ms.*, *Mrs.*, *Jr.*, *Sr.*, *Esq.*, *Ph.D.*, *S.J.*); those that are part of an organization's legal name (such as *Co.*, *Inc.*, *Ltd.*); those used in expressions of time (such as *a.m.*, *p.m.*, *CST*, *EDT*); and a few miscellaneous expressions (such as *A.D.* and *B.C.*).
- c. Organizations with long names are now commonly identified by their initials in all but the most formal writing (for example, *NAACP*, *SEC*). In fact, a number of organizations have now adopted those abbreviations as their formal names. (See ¶520b.)
- d. Days of the week, names of the months, geographic names, and units of measure should be abbreviated only on business forms, in expedient documents, and in tables, lists, and narrow columns of text (for example, in a newsletter or brochure where space is tight).

¶505

- e. When an abbreviation is only one or two keystrokes shorter than the full word (for example, *Pt.* for *Part*), do not bother to abbreviate except to achieve consistency in a context where similar terms are being abbreviated. (See also ¶532 for abbreviations of months.)

- 503** Consult a dictionary or an authoritative reference work for the acceptable forms of abbreviations. When a term may be abbreviated in several ways, choose the form that is shortest without sacrifice of clarity.

continued:	Use <i>cont.</i> rather than <i>contd.</i>
2 pounds:	Use <i>2 lb</i> rather than <i>2 lbs</i> (see ¶620a).
Enclosures 2:	Use <i>Enc. 2</i> rather than <i>Encs. 2</i> or <i>Encl. 2</i> .
second, third:	Use <i>2d, 3d</i> rather than <i>2nd, 3rd</i> (see also ¶425b, note).
megabyte, kilobyte:	Use <i>MB, KB</i> for clarity rather than <i>M, K</i> (see also ¶470, note).

NOTE: *Merriam-Webster's Collegiate Dictionary*, Eleventh Edition, the basic authority for all spelling in this manual, shows virtually every abbreviation without any periods, even though in actual practice many abbreviations are still written with periods. Thus, for example, unless your Latin is very good, you may not realize that in the expression *et al.*, the word *et* is a full word (meaning "and") and requires no period, whereas *al.* is short for *alii* (meaning "others") and does require a period. Under these circumstances, for specific abbreviations not shown in this manual, you will need to consult another up-to-date dictionary.

The forms shown here reflect the spellings found in *Merriam-Webster*, but the punctuation is based on observations of actual practice and is consistent with the style recommended by other authorities.

- 504** Be consistent within the same material: do not abbreviate a term in some sentences and spell it out in other sentences. Moreover, having selected one form of an abbreviation (say, *c.o.d.*), do not use a different style (*COD*) elsewhere in the same material. (See ¶542.)

NOTE: When using an abbreviation that may not be familiar to the reader, spell out the full term along with the abbreviation when it is first used.

At the end of *fiscal year (FY) 2005*, we showed a profit of \$1.2 million; at the end of *FY2006*, however, we showed a loss of \$1.8 million.

OR: At the end of *FY2005 (fiscal year 2005)* . . .

- 505** a. Given a choice between an abbreviation and a contraction, choose the abbreviation. It not only looks better but is easier to read.

cont. (RATHER THAN: cont'd)	govt. (RATHER THAN: gov't)
dept. (RATHER THAN: dep't)	mfg. (RATHER THAN: m'f'g)

- b. When a word or phrase is shortened by contraction, an apostrophe is inserted at the exact point where letters are omitted and no period follows the contraction except at the end of a sentence.

you're	doesn't	could've	rock 'n' roll	ne'er-do-well	up and at 'em
let's	don't	o'clock	s'mores	nor'easter	ol' boy network

EXCEPTIONS: c'mon (come on) wannabes (want-to-bes)
li'l (little) zine (magazine)

NOTE: Respect a company's preference when it uses a contraction in its corporate name or in the name of a product.

¶ 506

Wash'n Dri	Spray 'n Wash	Dunkin' Donuts	Bran'nola
Sweet'n Low	Linens 'n Things	Cap'n Crunch	Chock full o' Nuts
Shake 'n Bake	Light n' Lively	Ship 'n Shore	Land O Lakes

- c. As a rule, contractions are used only in informal writing or in tables where space is limited.

I'd've gone to Bart's reception if he'd invited me.

That was a lovely treat, but you shouldn't've done it.

However, contractions of verb phrases (such as *can't* for *cannot*) are commonly used in business communications where the writer is striving for an easy, colloquial tone. In formal writing, contractions are not used (except for *o'clock*, which is considered a more formal way to express time than *a.m.* or *p.m.*).

- d. Be sure to distinguish certain contractions from possessive pronouns that sound the same but do not use an apostrophe.

Ron has been pushing the Kirschner proposal for all *it's* worth. (In other words, for all *it is* worth.)

Let's get an outside consultant to analyze the Kirschner proposal and assess *its* worth. (Here *its* is a possessive pronoun; no apostrophe should be used.)

We had a lot of snow on Sunday, but most of *it's* melted now. (In other words, *it has* melted.)

- For further examples and a test on whether to use a contraction or a possessive pronoun, see ¶1056e.

- e. Note that certain contractions can have more than one meaning.

What's her name? (What *is* her name?)

What's he do for a living? (What *does* he do for a living?)

What's been happening? (What *has* been happening?)

When's the last time you saw her? (When *was* the last time you saw her?)

Let's find out. (Let *us* find out.)

- f. When typing an apostrophe to indicate the omission of one or more letters or figures, make sure the apostrophe is a *closing* quotation mark ('), not an *opening* mark ('). When the apostrophe occurs within a word (for example, *doesn't* or *o'clock*), you will automatically get a closing quotation mark. However, if the apostrophe occurs at the beginning of a word or a number (for example, '07 for 2007), you are likely to get an opening mark ('07). One way to solve this problem is to type the apostrophe twice (''07) and backspace to delete the opening mark; you will be left with the closing mark you want ('07). (The user's manual for your software program may suggest other ways to create a closing quotation mark at the beginning of a word.)

rock 'n' roll (**NOT:** rock 'n' roll) Shake 'n Bake (**NOT:** Shake 'n Bake)

NOTE: If you frequently need to type an apostrophe at the beginning of a word or a figure, consider using a straight apostrophe (') rather than a curved (') or slanted (') apostrophe, since the straight apostrophe serves as both an opening and a closing quotation mark. You may also be able to change the *smart quotes* feature so that it always provides straight marks for either single or double quotation marks.

Punctuation and Spacing With Abbreviations

- 506** a. The abbreviation of a single word requires a period at the end.

Mrs.	Jr.	Corp.	pp.	Wed.
misc.	Esq.	Inc.	Nos.	Oct.

¶510

NOTE: When the abbreviations appear in the names of organizations and products, the period is occasionally omitted. Always follow the style of the organization.

Dr. Denton's clothing

BUT: Dr Pepper soft drinks

b. Units of measurement are now commonly written without periods. (See ¶¶535a, 538b.)

c. In certain expressions, abbreviations are written without periods. Consider the treatment of *Gen*, the abbreviation for *Generation*:

Gen X (the generation born in the 1960s and 1970s)

Gen Y (the generation born thereafter)

507 Almost all lowercase abbreviations made up of single initials require a period after each initial but no space after each internal period.

a.m.	i.e.	f.o.b.	BUT: rpm	mpg
p.m.	e.g.	e.o.m.	cpi	mph

➤ For the omission of periods with abbreviations of units of measure, see ¶535a; for the definition of business abbreviations like f.o.b. and e.o.m., see ¶541.

508 All-cap abbreviations made up of single initials normally require no periods and no internal space.

AMA	IRS	CEO	PIN	WWW
UAW	UN	VIP	ATM	RAM
PBS	AICPA	PSAT	IRA	OCR
MIT	NFL	VCR	UFO	FTP

EXCEPTIONS: Retain the periods in abbreviations of geographic names (such as *U.S.A.*), academic degrees (such as *B.A.*, *M.S.*), and a few expressions (such as *A.D.*, *B.C.*, and *P.O.*). Also retain the periods when they are used in the names of organizations and products (for example, *B.V.D. underwear*, *S.O.S. scouring pads*).

509 If an abbreviation of two or more words consists of more than single initials, insert a period and a space after each element in the abbreviation.

N. Mex.	Lt. Col.	Rt. Rev.	loc. cit.	not. pros.
---------	----------	----------	-----------	------------

EXCEPTIONS: Academic abbreviations—such as *Ph.D.* (doctor of philosophy), *LL.B.* (bachelor of law), and *Litt.D.* (doctor of letters)—are written with periods but no spaces. Units of measurement such as *sq ft* and *cu cm* are written with spaces but no periods.

510 A number of shortened forms of words are not abbreviations and should not be followed by a period. (See ¶¶236c, 524c.)

abs	demo	info	photo op	specs
app	elhi	lab	prefab	stereo
cell phone	exam	limo	premed	sync
chemo	expo	logo	prep	temp
combo	fax	max	promo	typo
comp	fridge	meds	req	veggies
condo	glutes	memo	sales rep	vibes
co-op	high-tech	micros	sci-fi	zine
decaf	hype	perks	sitcom	before the 2d
deli	indie	perp	slo-mo	after the 5th

Continued on page 150

¶511

A number of the *sales reps* have sent a *fax*, asking for some *info* on this year's incentive *comp* plans.

When you check the proofs for *typos*, please watch out for the problems we had in our last *promo* piece, and make sure our *logo* is not left off this time.

Also check everything against the original *specs*, and tell me what the total *prep* costs are.

- 511** *One space* should follow an abbreviation within a sentence unless another mark of punctuation follows immediately.

You ought to talk to your CPA about that problem.

Dr. Wilkins works in Washington, D.C., but his home is in Bethesda.

Please call tomorrow (before 5:30 p.m.).

When Jonas asked, "When do you expect to finish your Ph.D.?" Fred looked embarrassed. (See ¶261c regarding the omission of a comma after an introductory dependent clause.)

I'm waiting for some word on Harrison, Inc.'s stock repurchase plan. (See ¶¶638-639 for possessive forms of abbreviations.)

- 512** *One or two spaces* should follow an abbreviation at the end of a sentence that makes a statement. (See ¶102.) If the abbreviation ends with a period, that period also serves to mark the end of the sentence. If the abbreviation ends without a period, insert one to mark the end of the sentence.

Helen has just returned from a trip to Washington, D.C. Next year . . .

NOTE: Ordinarily, placing an abbreviation at the end of a sentence that makes a statement poses no problem. However, when the correct form of an abbreviation is the issue under discussion, place the abbreviation elsewhere in the statement. In that way the reader will not have to guess whether the period that marks the end of the statement also marks the end of the abbreviation.

The correct postal abbreviation for *Alaska* is *AK*. (Here the period applies only to the end of the sentence.)

CLEARER: *AK* is the correct postal abbreviation for *Alaska*.

The correct abbreviation for *numbers* is *Nos.* (Here the period applies to the end of the statement *and* the abbreviation.)

CLEARER: *Nos.* is the correct abbreviation for *numbers*.

If rewording the sentence is not feasible, then as a last resort use this solution:

The correct postal abbreviation for *Alaska* is *AK* (no period).

- 513** *No space* should follow an abbreviation at the end of a question or an exclamation. Insert a question mark or exclamation point directly after the abbreviation.

Did you see Jack Hainey being interviewed last night on CBS?

Because of bad weather our flight didn't get in until 4 a.m.!

Capitalization

- 514** Most abbreviations use the same capitalization as the full words for which they stand.

Mon. Monday e-mail electronic mail

Btu British thermal unit D.C. District of Columbia

EXCEPTIONS: CST Central standard time

A.D. anno Domini (see page 312)

➤ For abbreviations with two forms (for example, COD or c.o.d.), see ¶542; for the capitalization of acronyms, see ¶522d.

The following rules (¶¶515–550) offer guidance on how to treat specific types of abbreviations.

Special Rules

Personal Names and Initials

515 Use periods with abbreviations of first or middle names but not with nicknames.

Thos.	Jos.	Robt.	Benj.	Jas.	Wm.	Saml.	Edw.
Tom	Joe	Bob	Ben	Jim	Bill	Sam	Ed

NOTE: Do not abbreviate first and middle names unless (a) you are preparing a list or table where space is tight or (b) a person uses such abbreviations in his or her legal name. (See also ¶1321a.)

516 a. Each initial in a person's name should be followed by a period and one space.

W. E. B. Du Bois	Mr. L. Bradford Anders
Samuel F. B. Morse	L. B. Anders Inc. (see also ¶159)

NOTE: Respect the preference of individuals and of companies that use a person's initials in their company name.

Harry S Truman	BFGoodrich	FAO Schwarz
L.L. Bean	JCPenney	T.J.Maxx

b. When personal initials stand alone, type them preferably without periods or space. If periods are used, omit the internal space.

JTN OR: J.T.N.

c. For names with prefixes, initials are formed as follows:

JDM (for John D. MacDonald) FGO (for Frances G. O'Brien)

NOTE: If you know that an individual prefers some other form (for example, *FGO'B* rather than *FGO*), respect that preference.

d. Do not use a period when the initial is only a letter used in place of a real name. (See also ¶109a.)

I have selected three case studies involving a *Ms. A*, a *Mr. B*, and a *Miss C*. (Here the letters are used in place of real names, but they are not abbreviations of those names.)

BUT: Call *Mrs. G* when you get a chance. (Here *G* is an initial representing an actual name like *Galanos*.)

e. The abbreviation *NMI* is sometimes used on forms and applications to indicate that an individual has no middle initial.

Abbreviations With Personal Names

517 a. Always abbreviate the following titles when they are used with personal names:

SINGULAR: { Mrs. (for Mistress) Ms. Mr. Dr.
Mme. (for Madame)

PLURAL: Mmes. OR: Mesdames Mses. OR: Mss. Messrs. Drs.

Mr. and *Mrs.* Polko both speak highly of *Dr. Fry*.

Ms. Harriet Porter will serve as a consultant to the Finance Committee.

NOTE: Strictly speaking, *Ms.* is not an abbreviation, but it is followed by a period to maintain a consistent style for all of these titles.

Continued on page 152

¶518

- b. The title *Ms.* is used (1) when a woman has indicated that she prefers this title, (2) when a woman's marital status is unknown, or (3) when a woman's marital status is considered not relevant to the situation. Always respect the individual woman's preference. If her preference is unknown, use *Ms.* or omit the title altogether. (See also ¶¶618, 1322b, 1366.)

➤ For the proper use of the singular and plural forms of these titles, see ¶618; for the use of *Dr.* and other titles with academic degrees, see ¶519c.

- c. The titles *Miss* and *Misses* are not abbreviations and should not be followed by periods.

- d. In general, spell out all other titles used with personal names.

Vice President Howard Morse	Professor Harriman
Mayor Wilma Washington	Father Hennelly
Governor Warren R. Fishback	Dean Castaneda
Senator Hazel Benner	Lieutenant Cowan

- e. Long military, religious, and honorable titles are spelled out in formal situations but may be abbreviated in informal situations as long as the surname is accompanied by a first name or initials.

Formal	Informal
Brigadier General Percy J. Cobb	Brig. Gen. P. J. Cobb
Brigadier General Cobb (NOT: Brig. Gen. Cobb)	
Lieutenant Governor Nancy Pulaski	Lt. Gov. Nancy Pulaski
Lieutenant Governor Pulaski (NOT: Lt. Gov. Pulaski)	

NOTE: Do not abbreviate *Reverend* or *Honorable* when these words are preceded by *the*.

Formal	Informal
the Reverend William R. Bullock	Rev. W. R. Bullock
the Honorable Sarah T. McCormack	Hon. Sarah T. McCormack

➤ For the treatment of titles in addresses, see ¶¶1322–1323; for the treatment of titles in salutations, see ¶¶1347–1350.

- 518** a. Always abbreviate *Jr.*, *Sr.*, and *Esq.* when these terms follow personal names.

- b. The forms *Jr.* and *Sr.* should be used only with a full name or initials. A title like *Mr.* or *Dr.* may precede the name.

Mr. Henry J. Boardman Jr.	OR: Mr. H. J. Boardman Jr.
Mr. and Mrs. Henry J. Boardman Jr.	OR: Henry J. Boardman Jr. and Sybil P. Boardman
(BUT NOT: Henry J. and Sybil P. Boardman Jr.)	OR: Henry J. Jr. and Sybil P. Boardman)

NOTE: Ordinarily, do not use *Jr.* or *Sr.* with a surname alone. However, in an office where both father and son work, it may be necessary in internal communications to refer to *Mr. Boardman Sr.* and *Mr. Boardman Jr.* as the only practical way to tell them apart.

➤ For the use or omission of commas with *Jr.* and *Sr.*, see ¶156.

- c. The form *Esq.* should also be used only with a full name or initials, but no title should precede the name. (See ¶157.)

George W. LaBarr, <i>Esq.</i>	(NOT: Mr. George W. LaBarr, <i>Esq.</i>)
-------------------------------	---

NOTE: In the United States the form *Esq.* is used primarily by lawyers. Although by derivation the title applies strictly to males, it is now common practice for women who are lawyers to use the title as a professional designation.

- d. The terms *2d* or *II* and *3d* or *III* following personal names are not abbreviations and should not be used with periods. (See ¶156.)
- e. When the word *Saint* is part of a person's name, follow that person's preference for abbreviating or spelling out the word.

Yves Saint-Laurent Camille Saint-Saëns Ruth St. Denis St. John Perse

NOTE: When used with the name of a person revered as holy, the word *Saint* is usually spelled out, but it may be abbreviated in informal contexts and in lists and tables where space is tight.

Saint Jude Saint Peter Claver Saint Thérèse Saint Catherine

➤ *For the treatment of Saint in place names, see ¶529b.*

Academic Degrees, Religious Orders, and Professional Designations

- 519** a. Abbreviations of academic degrees and religious orders require a period after each element in the abbreviation but no internal space.

B.S.	LL.B.	B.Ch.E.	M.D.	S.J.
M.B.A.	Litt.D.	B.Arch.	D.D.S.	O.S.B.
Ph.D.	Ed.D.	M.Div.	R.N.	S.N.D.

NOTE: The term *ABD* (without periods) is often used to identify a graduate student who has completed all the requirements for a doctorate except the dissertation. (The initials stand for *all but dissertation*.)

So far we have received résumés from two *Ph.D.s* and seven *ABDs*. (See ¶622a for guidelines on forming the plurals of these abbreviations.)

- b. The term *M.B.A.* is now commonly written without periods when it is used to signify an executive with a certain type of training rather than the degree itself.

We have just hired two Stanford *MBA*s and one from Harvard.

BUT: After I get my *M.B.A.*, I plan to go on to law school.

- c. When academic degrees follow a person's name, do not use such titles as *Dr.*, *Mr.*, *Ms.*, *Miss*, or *Mrs.* before the name.

Dr. Helen Garcia **OR:** Helen Garcia, M.D.

(BUT NOT: Dr. Helen Garcia, M.D.)

However, other titles may precede the name as long as they do not convey the same meaning as the degree that follows.

Professor Rex Ford, Ph.D.	the Reverend John Day, D.D.
President Jean Dill, L.H.D.	OR: the Reverend Dr. John Day
Dean May Ito, J.S.D.	(BUT NOT: the Reverend Dr. John Day, D.D.)

➤ *See also ¶¶1324c, 1324d, 1364a.*

- d. When two or more academic degrees follow a person's name, list them in the order in which they were awarded. Honorary degrees (if any) should follow earned degrees.

Kim LeClare, B.A., LL.B., J.D.

¶520

- e. Use academic degrees only after a full name (*George A. Schell, Ph.D.*), not after a last name alone (*Professor Schell, Ph.D.*).
- f. Academic degrees standing alone may be abbreviated except in very formal writing.

I am now completing my *Ph.D.*

She received her *M.A.* last year.

OR: . . . her *master of arts* degree last year. (See also ¶353.)

- g. Professional designations such as *CPA* (certified public accountant), *CPS* (certified professional secretary), *CAP* (certified administrative professional), *PLS* (certified professional legal secretary), *CFP* (certified financial planner), *CLU* (chartered life underwriter), and *FACS* (fellow of the American College of Surgeons) are commonly written *without* periods when they are used alone but *with* periods when they are used with academic degrees.

Anthony Filippo, CPA

BUT: Anthony Filippo, B.S., M.B.A., *C.P.A.*

Ruth L. Morris, CLU

Ruth L. Morris, B.A., *C.L.U.*

NOTE: List professional designations after a person's name (for example, in the signature line in a letter) only in situations where one's professional qualifications are relevant to the topic under discussion.

- h. There is no fixed sequence for listing two or more professional designations after a person's name. If the person does not indicate the sequence he or she prefers, these designations may simply be listed in alphabetic order. When academic degrees and professional designations both follow a person's name, the academic degrees should come first (as illustrated in *g* above).

Names of Organizations

- 520** a. Names of well-known business organizations, labor unions, societies, associations (trade, professional, charitable, and fraternal), and government agencies are often abbreviated except in the most formal writing. When these abbreviations consist of all-cap initials, they are typed without periods or spaces.

AFL-CIO	American Federation of Labor and Congress of Industrial Organizations
ILGWU	International Ladies' Garment Workers' Union
NAACP	National Association for the Advancement of Colored People
NAM	National Association of Manufacturers
YMCA	Young Men's Christian Association
NYSE	New York Stock Exchange
AMEX	American Stock Exchange (BUT: <i>AmEx</i> referring to <i>American Express</i>)
CBOT	Chicago Board of Trade
FTSE	Financial Times Stock Exchange (pronounced <i>FOOT-see</i>)
IRS	Internal Revenue Service
SEC	Securities and Exchange Commission

➤ For other abbreviations of the names of government agencies, see ¶524.

- b. A number of organizations that were commonly referred to by abbreviations have now adopted those abbreviations as their formal names.

AAA (American Automobile Association)

AARP (American Association of Retired Persons)

Jaycees	(Junior Chamber of Commerce)
ABC	(American Broadcasting Company)
NBC	(National Broadcasting Company)
CBS	(Columbia Broadcasting System)
AT&T Corporation	(American Telephone & Telegraph Company)

- c. The following terms are often abbreviated in the names of business organizations. However, follow the individual company's preference for abbreviating or spelling out. (See ¶159.)

Co.	Company	Inc.	Incorporated	Mfg.	Manufacturing
Corp.	Corporation	Ltd.	Limited	Mfrs.	Manufacturers

- 521** In ordinary correspondence, for the sake of brevity and simplicity, you may drop abbreviations and other elements in organizational names as long as your reader will know which organization you are referring to. For example, *Charles Schwab & Co., Inc.*, may be referred to simply as *Schwab*; *America Online, Inc.*, may be referred to as *America Online* or *AOL*. In formal and legal documents, an organization's name should be given in full when it is first introduced; if appropriate, a shorter form may be used in subsequent references.

Acronyms

- 522** a. An acronym—for example, *NOW*—is a shortened form normally derived from the initial letters of the words that make up the complete form. Thus *NOW* is derived from *National Organization for Women*. Like all-cap initialisms such as *IRS* and *FBI*, acronyms are usually written in all-caps and without periods; however, unlike those abbreviations, which are pronounced letter by letter, acronyms are pronounced as words. (See ¶1501b.) Because they have been deliberately coined to replace the longer expressions they represent, acronyms are appropriate for use on all occasions. However, if your reader may not be familiar with a particular acronym, provide the full expression when the acronym is first used. (See ¶1504, note.)

DAM	<u>M</u> others <u>A</u> gainst <u>D</u> yslexia
C-SPAN	<u>C</u> able <u>S</u> atellite <u>P</u> ublic <u>A</u> ffairs <u>N</u> etwork
CAN-SPAM	<u>C</u> ontrolling the <u>A</u> ssault of <u>N</u> on- <u>S</u> olicited <u>P</u> ornography and <u>M</u> arketing <u>A</u> ct
WATS	<u>W</u> ide- <u>A</u> rea <u>T</u> elecommunications <u>S</u> ervice
POTS	<u>p</u> lain <u>o</u> ld <u>t</u> elephone <u>s</u> ervice
ZIP (Code)	<u>Z</u> one <u>I</u> mprovement <u>P</u> lan*
PIN	<u>p</u> ersonal <u>i</u> dentification <u>n</u> umber (see ¶1522e)
SKU	<u>s</u> tock <u>k</u> eeping <u>u</u> nit (pronounced <i>SKEW</i>)
SOHO	<u>s</u> mall <u>o</u> ffice, <u>h</u> ome <u>o</u> ffice (as in <i>the SOHO market</i>)
BOGO	<u>b</u> uy- <u>o</u> ne, <u>g</u> et- <u>o</u> ne-free offer
DRIP	<u>d</u> ividend <u>r</u> einvestment <u>p</u> rogram
ESOP	<u>e</u> mployee <u>s</u> tock <u>o</u> wnership <u>p</u> lan
COBRA	<u>C</u> onsolidated <u>O</u> mnibus <u>B</u> udget <u>R</u> econciliation <u>A</u> ct
ERISA	<u>E</u> mployee <u>R</u> etirement <u>I</u> ncome <u>S</u> ecurity <u>A</u> ct
FASB	<u>F</u> inancial <u>A</u> ccounting <u>S</u> tandards <u>B</u> oard (pronounced <i>FAZ-bee</i>)

Continued on page 156

*ZIP Code is the style used by the United States Postal Service, the organization that invented the concept. The term may also be styled as *Zip code* or *zip code*.

¶ 522



NAFTA	<u>N</u> orth <u>A</u> merican <u>F</u> ree <u>T</u> rade <u>A</u> greement
OSHA	<u>O</u> ccupational <u>S</u> afety and <u>H</u> ealth <u>A</u> dministration
RICO	<u>R</u> acketeer <u>I</u> nfluenced and <u>C</u> orrupt <u>O</u> rganizations <u>A</u> ct (pronounced <i>REE-koe</i>)
FOIA	<u>F</u> reedom of <u>I</u> nformation <u>A</u> ct (pronounced <i>FOY-uh</i>)
EPIC	<u>E</u> lectronic <u>P</u> rivacy <u>I</u> nformation <u>C</u> enter
SWAT (team)	<u>S</u> pecial <u>W</u> eapons and <u>T</u> actics
NASCAR	<u>N</u> ational <u>A</u> ssociation for <u>S</u> tock <u>C</u> ar <u>A</u> uto <u>R</u> acing
AIDS	<u>a</u> cquired <u>i</u> mmune <u>d</u> eficiency <u>s</u> ndrome
SARS	<u>s</u> evere <u>a</u> cute <u>r</u> espiratory <u>s</u> ndrome
CARE	<u>C</u> ooperative for <u>A</u> merican <u>R</u> elief to <u>E</u> verywhere
NIMBY	<u>n</u> ot in <u>m</u> y <u>b</u> ackyard (as in a <i>NIMBY protest</i>)
BANANA	<u>b</u> uild <u>a</u> lmost <u>n</u> othing <u>a</u> nwhere <u>n</u> ear <u>a</u> nthing
SADD	<u>S</u> tudents <u>A</u> gainst <u>D</u> estructive <u>D</u> ecisions
FONZ	<u>F</u> riends of the <u>N</u> ational <u>Z</u> oo
EMILY's List	a political fund-raising group based on the concept that <u>e</u> arly <u>m</u> oney <u>i</u> s like yeast (and makes the dough rise)
SPELL	<u>S</u> ociety for the <u>P</u> reservation of <u>E</u> nglish <u>L</u> anguage and <u>L</u> iterature
MEGO	<u>m</u> y <u>e</u> yes <u>g</u> laze <u>o</u> ver
BOGSAT	<u>b</u> unch of <u>g</u> uys <u>s</u> itting <u>a</u> round a <u>t</u> able (an ad hoc decision-making process)
SITCOMs	couples with a <u>s</u> ingle income, <u>t</u> wo <u>c</u> hildren, and an <u>o</u> nerous <u>m</u> ortgage
THINKER	<u>t</u> wo <u>h</u> ealthy <u>i</u> ncomes, <u>n</u> o <u>k</u> ids, <u>e</u> arly <u>r</u> etirement
SINK	<u>s</u> ingle, <u>i</u> ndependent, <u>n</u> o <u>k</u> ids
PONA	person of <u>n</u> o <u>a</u> ccount (someone not hooked up to the Internet; pronounced <i>POH-nuh</i>)
WOMBAT	<u>w</u> aste of <u>m</u> oney, <u>b</u> rain, and <u>t</u> ime
PEBCAK	problem <u>e</u> xists <u>b</u> etween <u>c</u> hair and <u>k</u> eyboard (computer service technician's diagnosis in the absence of other problems)
YAHOO	yet <u>a</u> nother <u>h</u> ierarchically <u>o</u> fficious <u>o</u> racle
YABA	yet <u>a</u> nother <u>b</u> loody <u>a</u> cronym

- b.** In a few cases acronyms derived from initial letters are written entirely in lowercase without periods.

spim	<u>s</u> пам sent by <u>i</u> nstant <u>m</u> essaging
scuba	<u>s</u> elf-contained <u>u</u> nderwater <u>b</u> reathing <u>a</u> pparatus
laser	<u>l</u> ight <u>a</u> mplification by <u>s</u> timulated <u>e</u> mission of radiation
yuppies	<u>y</u> oung <u>u</u> rban <u>p</u> rofessionals
gorp	<u>g</u> ood <u>o</u> ld <u>r</u> aisins and <u>p</u> eanuts (a high-energy snack)

- c.** Some coined names use more than the first letters of the words they represent. Such names are often written with only the first letter capitalized.

Ameslan	<u>A</u> merican <u>S</u> ign <u>L</u> anguage
Delmarva	an East Coast peninsula made up of <u>D</u> elaware and parts of <u>M</u> aryland and <u>V</u> irginia
Conrail	<u>C</u> onsolidated <u>R</u> ail Corporation
Amtrak	<u>A</u> merican travel by <u>t</u> rack
Calpers	<u>C</u> alifornia <u>P</u> ublic <u>E</u> mployees <u>R</u> etirement <u>S</u> ystem
Echo	<u>E</u> ast <u>C</u> oast <u>H</u> ang <u>O</u> t (an online service)
The Well	<u>T</u> he <u>W</u> hole <u>E</u> arth <u>L</u> ectronic <u>L</u> ink (an online community)
radar	<u>r</u> adio <u>d</u> etecting and <u>r</u> anging

sonar	<u>s</u> ound <u>n</u> avigation <u>r</u> anging
modem	<u>m</u> odulator/ <u>d</u> emodulator
medevac	<u>m</u> edical <u>e</u> vacuation
canola (oil)	<u>C</u> anada <u>o</u> il <u>l</u> ow <u>a</u> cid
op-ed page	the page that is <u>o</u> pposite the <u>e</u> ditorial page
pixel	<u>p</u> icture <u>e</u> lement
domos	<u>d</u> ownwardly <u>m</u> obile professionals
dinks	couple with <u>d</u> ouble incomes and <u>n</u> o <u>k</u> ids
AmEx	<u>A</u> merican <u>E</u> xpress
FedEx	<u>F</u> ederal <u>E</u> xpress
INTELPOST	<u>I</u> nternational <u>E</u> lectronic <u>P</u> ostal Service

- d. Very long acronyms (with five or more letters) are sometimes written with only the initial letter capitalized to avoid the distracting appearance of too many capital letters.

UNESCO **OR:** Unesco (the United Nations Educational, Scientific, and Cultural Organization)

UNICEF **OR:** Unicef (the United Nations International Children's Emergency Fund; now simply called the United Nations Children's Fund)

NASDAQ **OR:** Nasdaq (the National Association of Securities Dealers Automated Qotation System)

- e. When using an acronym, do not follow it with a word that is part of the acronym. For example, write *PIN* (personal identification number), not *PIN number*. (For other examples, see ¶¶501c, 544b.)

Names of Broadcasting Stations and Systems

- 523** The names of radio and television broadcasting stations and the abbreviated names of broadcasting systems are written in all-caps without periods and without spaces.

Portsmouth: WRAP-AM San Antonio: KISS-FM CNN (**OR:** CNNfn)

Houston: KILT-FM New Orleans: WYES-TV MSNBC

According to ABC and CBS, the earthquake had a magnitude of 6.8.

Names of Government and International Agencies

- 524** a. The names of well-known government and international agencies are often abbreviated. They are written without periods or spaces.

GAO General Accounting Office

GNMA Government National Mortgage Association (referred to as Ginnie Mae)

SLMA Student Loan Marketing Association (referred to as Sallie Mae)

FEMA the Federal Emergency Management Agency

EEOC the Equal Employment Opportunity Commission

- b. The initials *FNMA* are no longer used to refer to the Federal National Mortgage Association. The official name of this agency is now *Fannie Mae* (a nickname widely used for many years and derived from the attempt to sound out the initials FNMA). By the same token, the initials *FHLMC* are no longer used to refer to the Federal Home Loan Mortgage Corporation. The name of this agency has been officially changed to *Freddie Mac* (a nickname that had also been widely used for many years).
- c. Expressions such as *the Fed* (for the *Federal Reserve Board*) and *the Ex-Im Bank* (for the *U.S. Export-Import Bank*) involve shortened forms rather than true abbreviations and thus are written without periods.

¶525

525 The name *United States* is usually abbreviated when it is part of the name of a government agency. When used as an adjective, the name is often abbreviated, though not in formal usage. When used as a noun, the name is spelled out.

U.S. Department of Agriculture	USDA
U.S. Air Force	USAF
the United States government	the U.S. government
United States foreign policy	U.S. foreign policy
throughout the United States	(NOT: throughout the U.S.)

Geographic Names

526 Do not abbreviate geographic names except in tables, business forms, and expedient documents (see ¶502) and in place names with *Saint*. (See ¶529b.)

NOTE: In informal writing, the city of Washington may be referred to as *D.C.* and Los Angeles as *L.A.* In general, however, spell these names out.

INFORMAL CONTEXT: Did you know that Liz has been transferred from the *D.C.* office to the branch in *LA.*?

OTHER CONTEXTS: Did you know that Liz has been transferred from the *Washington, D.C.* office to the branch in *Los Angeles*?

527 a. When abbreviating state names *in addresses*, use the two-letter abbreviations (without periods) shown in ¶1334 and on the inside back cover of this manual.

b. *In all situations other than addresses*, use the following abbreviations (with periods and spacing as shown).

Alabama	Ala.	Nevada	Nev.
Arizona	Ariz.	New Hampshire	N.H.
Arkansas	Ark.	New Jersey	N.J.
California	Calif.	New Mexico	N. Mex.
Canal Zone	C.Z.	New York	N.Y.
Colorado	Colo.	North Carolina	N.C.
Connecticut	Conn.	North Dakota	N. Dak.
Delaware	Del.	Oklahoma	Okla.
District of Columbia	D.C.	Oregon	Oreg.
Florida	Fla.	Pennsylvania	Pa.
Georgia	Ga.	Puerto Rico	P.R.
Illinois	Ill.	Rhode Island	R.I.
Indiana	Ind.	South Carolina	S.C.
Kansas	Kans.	South Dakota	S. Dak.
Kentucky	Ky.	Tennessee	Tenn.
Louisiana	La.	Texas	Tex.
Maryland	Md.	Vermont	Vt.
Massachusetts	Mass.	Virgin Islands	V.I.
Michigan	Mich.	Virginia	Va.
Minnesota	Minn.	Washington	Wash.
Mississippi	Miss.	West Virginia	W. Va.
Missouri	Mo.	Wisconsin	Wis.
Montana	Mont.	Wyoming	Wyo.
Nebraska	Nebr.		

NOTE: Alaska, Guam, Hawaii, Idaho, Iowa, Maine, Ohio, and Utah are not abbreviated.

- c. Some authorities now advocate abandoning these traditional abbreviations and using the two-letter abbreviations wherever the abbreviation of state names is acceptable. (See also ¶1527d.)

- 528** a. Geographic abbreviations made up of single initials require a period after each initial but *no* space after each internal period.

U.K.	United Kingdom	P.R.C.	People's Republic of China
N.A.	North America	C.I.S.	Commonwealth of Independent States (formerly the U.S.S.R.)
B.W.I.	British West Indies		

NOTE: When a company uses a geographic abbreviation in its corporate name or in the name of a product, respect the company's style.

U.S.A. **BUT:** *USA Today* U.S. **BUT:** U S WEST Communications

- b. If the geographic abbreviation contains more than single initials, space once after each internal period.

N. Mex. N. Dak. W. Va. W. Aust.

- 529** a. In place names, do not abbreviate *Fort*, *Mount*, *Point*, or *Port* except in tables and lists where space is tight.

Fort Wayne	Mount Pleasant	Point Pleasant	Port Arthur
Fort Myers	Mount Rainier	Point Pelee	Port Ludlow

- b. In U.S. place names, abbreviate *Saint*. For other place names involving *Saint*, follow the style shown in an authoritative dictionary or atlas.

St. Louis, Missouri	St. Lawrence River
St. Petersburg, Florida	St. Charles Avenue

- *For the abbreviation or the spelling out of names of streets, cities, states, and countries, see also ¶¶1334–1337, 1340–1341, 1343.*

Compass Points

- 530** a. Spell out compass points used as ordinary nouns and adjectives.

The company has large landholdings in the *Southwest*.

We purchased a lot at the *southwest* corner of Green and Union Streets.

- *For the capitalization of compass points, see ¶¶338–341.*

- b. Spell out compass points included in street names except in lists and tables where space is tight. (See also ¶1334.)

143 South Mountain Avenue
1232 East Franklin Street

- 531** a. Abbreviate compass points without periods when they are used *following* a street name to indicate the section of the city. (See also ¶1335.)

1330 South Bay Boulevard, SW

NOTE: In some communities the predominant style is to use periods in such abbreviations; for example, *S.W.*, *N.E.* (See ¶1335.)

¶532

- b. In technical material (especially pertaining to real estate and legal or nautical matters), abbreviate compass points without periods.

N	north	NE	northeast	NNE	north-northeast
S	south	SW	southwest	SSW	south-southwest

Days and Months

- 532** Do not abbreviate names of days of the week and months of the year except in tables or lists where space is limited. In such cases the following abbreviations may be used:

Sun.	Thurs., Thu.	Jan.	May	Sept., Sep.
Mon.	Fri.	Feb.	June, Jun.	Oct.
Tues., Tue.	Sat.	Mar.	July, Jul.	Nov.
Wed.		Apr.	Aug.	Dec.

NOTE: When space is extremely tight, as in the column heads of some computer reports, the following one- and two-letter abbreviations may be used.

Su	M	Tu	W	Th	F	Sa
Ja	F	Mr	Ap	My	Je	Jl
Au	S	O	N	D		

Time and Time Zones

- 533** Use the abbreviations *a.m.* and *p.m.* in expressions of time. These abbreviations most commonly appear in lowercase, but you may use small caps (A.M., P.M.) if you have that option. (See ¶440.) For more formal expressions of time, use *o'clock* (see ¶441).

- 534** a. The standard time zones in the continental United States are abbreviated as follows:

EST (Eastern standard time)	MST (Mountain standard time)
CST (Central standard time)	PST (Pacific standard time)

> For examples, see ¶440a.

- b. When daylight saving time is in effect, use *DST* (daylight saving time) or one of the following forms:

EDT (Eastern daylight time)	MDT (Mountain daylight time)
CDT (Central daylight time)	PDT (Pacific daylight time)

NOTE: When referring to daylight saving time, note that *saving* is singular. Do not say “daylight *savings* time.”

- c. An alternative style of time zone abbreviations eliminates all references to standard and daylight time.

ET (Eastern time)	MT (Mountain time)
CT (Central time)	PT (Pacific time)

These shorter abbreviations are especially useful in promotional materials that are to be distributed without change throughout the year.

To place an order, call our toll-free number between 7 a.m. and 6 p.m., PT.

OR: . . . between 7 a.m. and 6 p.m. (PT).

- d. Puerto Rico and the U.S. Virgin Islands are in the Atlantic standard time zone (AST). Hawaii is in the Hawaii-Aleutian time zone (abbreviated simply as HST with reference to Hawaii). Most of Alaska falls in the Alaska time zone (which has the same abbreviation as the Atlantic time zone—AST). However, a portion of the Aleutian Islands falls in the Hawaii-Aleutian time zone (HST).

Customary Measurements

535 Abbreviate units of measure when they occur frequently, as in technical and scientific work, on invoices and other business forms, and in tables.

- a. Units of measure are now commonly abbreviated without periods. The abbreviations are the same for the singular and the plural.

yd (yard, yards)	oz (ounce, ounces)	rpm (revolutions per minute)
ft (foot, feet)	gal (gallon, gallons)	cpi (characters per inch)
mi (mile, miles)	lb (pound, pounds)	mph (miles per hour)

NOTE: The abbreviation *in* (for *inch* or *inches*) may be written without a period if it is not likely to be confused with the preposition *in*.

8 in **OR:** 8 in. **BUT:** 8 sq in 8 ft 2 in

- b. In a set of simple dimensions or a range of numbers, use an abbreviation only with the last number. Repeat a symbol with each number.

a room 10 × 15 ft **BUT:** a room 10' × 15' (see ¶543d)

35° to 45°F **OR:** 35°–45°F (see ¶¶538d, 543d)

NOTE: In a set of complex dimensions, where more than one unit of measure is involved, repeat the abbreviations with each number.

a room 10 ft 6 in × 19 ft 10 in **OR:** a room 10' 6" × 19' 10" (see ¶4432)

536 In nontechnical writing, spell out units of measure.

a 20-gallon container 8½ by 11 inches

a 150-acre estate an 8½- by 11-inch book (see ¶817)

Metric Measurements

The following rules of style are based on the *Metric Editorial Guide*, published by the American National Metric Council (Washington, D.C.). For a full listing of metric terms, consult a dictionary.

- 537** a. The most common metric measurements are derived from three basic units and several prefixes indicating multiples or fractions of a unit, as shown below. The abbreviations for these terms appear in parentheses in the first column below.

Basic Units

meter (m) One meter is 10 percent longer than a yard (39.37 inches).

gram (g) A thousand grams (a *kilogram*) is 10 percent heavier than 2 pounds (2.2 pounds).

liter (L)* A liter is about 5 percent larger than a quart (1.057 quarts).

Prefixes Indicating Fractions

deci (d) 1/10 A *decimeter* (dm) equals one-tenth of a meter.

centi (c) 1/100 A *centigram* (cg) equals one-hundredth of a gram.

milli (m) 1/1000 A *milliliter* (mL) equals one-thousandth of a liter.

nano (n) 1/1,000,000,000 A *nanosecond* (ns) equals one-billionth of a second.

Prefixes Indicating Multiples

deka (da) 10 A *dekameter* (dam) equals 10 meters (about 11 yards).

hecto (h) 100 A *hectogram* (hg) equals 100 grams (about 3½ ounces).

kilo (k) 1000 A *kilometer* (km) equals 1000 meters (about 5/8 mile).

➤ For the prefixes *mega*, *giga*, and *tera*, see ¶470.

Continued on page 162

*The abbreviation for *liter* is often shown as a lowercase *l*. However, because an *l* can easily be mistaken for the numeral 1, the use of a capital *L* is recommended as the abbreviation for *liter*.

¶538

- b. Temperatures are expressed in terms of the Celsius scale (abbreviated *C*).

Water freezes at 0°C (32°F) and boils at 100°C (212°F).

With a temperature of 37°C (98.6°F), you can't be very sick.

The temperature here on the island stays between 20° and 30°C (68° and 86°F).

Here's an easy way to relate the two temperature scales: when it's 16°C, it's 61°F; when it's 28°C, it's 82°F.

➤ For the use of spaces in figures expressing metric quantities, see ¶461b.

538

- a. Metric units of measurement, like the customary units of measurement described in ¶535, are abbreviated in technical and scientific work, on business forms, and in tables. In nontechnical writing, metric units are ordinarily spelled out, but some expressions typically appear in abbreviated form (for example, *35-mm film*).

- b. Abbreviations of metric units of measurement are written without periods except at the end of a sentence.

100-mm cigarettes (10 centimeters or about 4 inches)

a 30-cm width (about 12 inches or 1 foot)

an office 5 × 3 m (about 5.5 by 3.3 yards)

a 1000-km trip (620 miles)

weighs 100 kg (about 220 pounds)

50 to 75 kg (about 110 to 165 pounds)

feels like 10°C weather (50°F weather)

NOTE: In abbreviations of expressions like *kilometers per hour*, a diagonal is used to express *per*.

an 80-km/h speed limit (50 miles per hour)

- c. Metric abbreviations are the same for the singular and the plural.

1 kg (1 kilogram)

5 kg (5 kilograms)

- d. When expressing temperatures, leave no space between the number and the degree symbol or between the degree symbol and the abbreviation for Celsius.

14°C (**NOT:** 14° C)

- e. In printed material, metric measurements for area and volume are usually expressed with superscripts (raised numbers).

m² square meter

cm³ cubic centimeter

If the equipment you are using makes it difficult or awkward to create raised numbers, use the following forms:

sq m square meter

cu cm cubic centimeter

NOTE: In material that also uses superscripts for footnote references, use the forms *sq m* and *cu cm* to avoid the possibility of confusion.

Chemical and Mathematical Expressions

- 539** Do not use a period after the symbols that represent chemical elements and formulas.

K (potassium)

NaCl (sodium chloride—table salt)

The chemical notations H₂O and CO₂ stand for “dihydrogen oxide” (namely, water) and “carbon dioxide.” They do not refer, as one student observed, to hot water and cold water.

- 540** Do not use a period after such mathematical abbreviations as *log* (for *logarithm*) and *tan* (for *tangent*).

Business Expressions

541 A number of terms are commonly abbreviated on business forms, in tables, and in routine business documents. In addition to the list of abbreviations shown below, several other lists are provided in the following paragraphs:

➤ *Computer abbreviations: see ¶544.*

Abbreviations in foreign expressions: see ¶545.

Common abbreviations in general usage: see ¶546.

AA	administrative assistant, Alcoholics Anonymous, author's alteration(s)	CD	compact disc, certificate of deposit
A.A.	associate in arts (degree)	CDC	community development corporation
acct.	account	CEO	chief executive officer
ack.	acknowledge	CFO	chief financial officer
addl.	additional	cg	centigram(s)
agt.	agent	chg.	charge
AHS	automated highway systems	c.i.f. OR: CIF	cost, insurance, and freight (see ¶542)
AI	artificial intelligence	CIO	chief information officer
a.k.a.	also known as	CKO	chief knowledge officer
amt.	amount	cm	centimeter(s)
anon.	anonymous	Co.	Company
AP	accounts payable	c/o	care of
APB	all points bulletin	c.o.d. OR: COD	cash (or collect) on delivery (see ¶542)
approx.	approximately	COLA	cost-of-living adjustment
APR	annual percentage rate	cont.	continued
AR	accounts receivable	COO	chief operating officer
ARM	adjustable-rate mortgage	Corp.	Corporation
ASAP	as soon as possible	CPA	certified public accountant (see ¶519g)
Assn.	Association	cpi	characters per inch (see ¶507)
assoc.	associate(s)	CPI	consumer price index
asst.	assistant	CPM	cost per thousand
att.	attachment	CPS	certified professional secretary (see ¶519g)
Attn.	Attention	cr.	credit
avg.	average	ctn.	carton
bal.	balance	cwt.	hundredweight
bbl	barrel(s)	d.b.a. OR: DBA	
bf	boldface type	OR: d/b/a	doing business as (see ¶542)
bl	bale(s)	dept.	department
BL OR: B/L	bill of lading	dis.	discount
bldg.	building	dist.	district
BO	back order	distr.	distributor, distribution, distributed
BS OR: B/S	bill of sale	div.	division
B-school	graduate school of business		
bu	bushel(s)		
c, cc	copy, copies (see ¶1376a)		
C	100, Celsius (temperature)		
CBD	central business district		

¶541

DJIA	Dow Jones industrial average	Hz	hertz (a unit of frequency)
doz.	dozen	in OR: in.	inch(es) (see ¶535a, note)
dr.	debit record	Inc.	Incorporated (see ¶159)
dstn.	destination	incl.	including, inclusive
dtd.	dated	ins.	insurance
DVD	digital video disc, digital versatile disc	intl.	international
ea.	each	inv.	invoice
EEO	equal employment opportunity	IPO	initial public offering (of company shares)
EIN	employer identification number	ips	inches per second
enc.	enclosed, enclosure	JIT	just in time
EOE	equal opportunity employer(s)	kg	kilogram(s) (see ¶537a)
e.o.m. OR: EOM	end of month (see ¶542)	kHz	kilohertz
Esq.	Esquire (see ¶157)	km	kilometer(s) (see ¶537a)
ETA	estimated time of arrival	km/h	kilometers per hour (see ¶538b, note)
ETD	estimated time of departure	L, II.	line, lines
exec.	executive	L	liter(s) (see ¶537a)
F	Fahrenheit (temperature)	lb	pound(s) (see ¶535a)
f.a.s. OR: FAS	free alongside ship (see ¶542)	LBO	leveraged buyout
f.b.o. OR: FBO	for the benefit of (see ¶542)	I.c.l. OR: LCL	less-than-carload lot (see ¶542)
FIFO	first in, first out	LIFO	last in, first out
f.o.b. OR: FOB	free on board (see ¶542)	LLC	limited-liability company
fps	feet per second	LLP	limited-liability partnership
ft	foot, feet (see ¶535)	LP	limited partnership
ft-lb	foot-ton(s)	Ltd.	Limited (see ¶159)
fwd.	forward	m	meter(s) (see ¶537a)
FY	fiscal year (see ¶504)	M	1000 (see ¶469)
FYI	for your information	M&A	mergers and acquisitions
g	gram(s) (see ¶537a)	max.	maximum
GAAP	generally accepted accounting principles	mdse.	merchandise
gal	gallon(s) (see ¶535a)	mfg.	manufacturing
GATT	General Agreement on Tariffs and Trade	mfr.	manufacturer
GM	general manager, General Motors, genetically modified (food)	mg	milligram(s) (see ¶537a)
gr.	gross	mgr.	manager
gr. wt.	gross weight	mgt. OR: mgmt.	management
hdlg.	handling	MHz	megahertz
HMO	health maintenance organization	mi	mile(s) (see ¶535a)
HOV	high-occupancy vehicle	min	minute(s)
HP OR: hp	horsepower	min.	minimum
HQ	headquarters	misc.	miscellaneous
hr	hour(s)	mL	milliliter(s) (see ¶537a)
		mm	millimeter(s) (see ¶537a)
		mo	month(s)
		MO	mail order, money order (see <i>M.O.</i> in ¶545)

mpg	miles per gallon	Q&A	question and answer
mph	miles per hour	qt	quart(s)
msg.	message	qtr.	quarter(ly)
mtg. OR: mtge.	mortgage	qty.	quantity
n/30	net in 30 days	®	registered trademark
NA	not applicable, not available	recd.	received
n.d.	no date	reg.	registered, regular
NGO	nongovernmental organization	REIT	real estate investment trust
NIC	newly industrialized country	ret.	retired
NMI	no middle initial	rev.	revised
No., Nos.	number(s) (see ¶455)	RIF	reduction in force
nt. wt.	net weight	ROA	return on assets
NV	no value	ROE	return on equity
OAG	<i>Official Airline Guide</i>	ROI	return on investment
OJT	on-the-job training	rpm	revolutions per minute
opt.	optional	S&H	shipping and handling
OS	out of stock	SASE	self-addressed stamped envelope
OTC	over the counter	sc OR: SC	small caps (see ¶533)
oz	ounce(s) (see ¶535a)	sec	second(s)
p., pp.	page, pages	sec.	secretary
P&H	postage and handling	shtg.	shortage
P&L OR: P/L	profit and loss (statement)	SM	unregistered service mark
PC	personal computer, politically correct	SO	shipping order
P.C.	professional corporation	SSN	social security number
pd.	paid	std.	standard
PE	printer's error(s), Professional Engineer	stmt.	statement
P/E	price/earnings (ratio)	SUV	sport utility vehicle
PERT	program evaluation and review technique	t.b.a. OR: TBA	to be announced (see ¶542)
pkg.	package(s)	t.b.d. OR: TBD	to be determined (see ¶542)
PLC	public limited company	™	unregistered trademark
PO	purchase order	TO	table of organization
P.O.	post office	treas.	treasury, treasurer
POD	publishing on demand	UPC	Universal Product Code
p.o.e. OR: POE	port of entry (see ¶542)	VAT	value-added tax
pop.	population	VP	vice president
POP	point of purchase	vs.	versus (v. in legal citations)
POS	point of sale	w/	with
POV	point of view	whsle	wholesale
PP	parcel post	w/o	without, week of
ppd.	postpaid, prepaid (postage paid in advance)	wt.	weight
pr.	pair(s)	WTO	World Trade Organization
PS, PS.	postscript	yd	yard(s) (see ¶535a)
pt	pint(s)	YOB	year of birth
pt	part, point(s), port	yr	year(s)
QA	quality assurance	YTD	year to date

¶542

542 A few common business abbreviations listed in ¶541 are frequently typed in lower-case (with periods) when they occur within sentences but are typed in all-caps (without periods) when they appear on business forms. For example:

c.i.f. OR: CIF	e.o.m. OR: EOM	l.c.l. OR: LCL	t.b.a. OR: TBA
c.o.d. OR: COD	f.o.b. OR: FOB	p.o.e. OR: POE	t.b.d. OR: TBD

Symbols

543 a. A number of symbols are often used on business forms, in tables and statistical material, and in informal business documents. If you are using software with special character sets, you can access these symbols.

@ at	° degrees	¶ paragraph
& and	' feet	× by, multiplied by
% percent	~ inches; ditto	® a registered trademark or service mark
\$ dollars	§ section	™ an unregistered trademark
¢ cents	# number (before a figure)	SM an unregistered service mark
= equals	# pounds (after a figure)	© copyright

➤ For a comment on the use of trademark symbols, see ¶356b.

b. When using symbols for feet and inches, use either the *slanted* version of the single and double quotation mark (' and ") or the *straight* version (' and "). Do not use the *curly* version (' and ").

c. Leave one space before and after the following symbols:

@ order 200 @ \$49.95	= if $a = 7$ and $b = 9$
& Barnes & Noble	× a room 12 × 18 ft

NOTE: As a rule, do not leave any space before and after an ampersand (&) in all-cap abbreviations.

AT&T pursues a wide range of R&D [research and development] activities.

At the next shareholders' meeting we need to anticipate some tough queries during the Q&A [question and answer] session about our M&A [merger and acquisition] activities.

d. Do not leave space between a figure and one of the following symbols:

% a 65% sales increase	# use 50# paper for the job
¢ about 30¢ a pound	' a 9' × 12' Oriental carpet
° reduce heat to 350°	" an 8½" × 11" sheet of paper

e. Do not leave any space after these symbols when they are followed by a figure:

\$ in the \$250–\$500 range	¶¶ as explained in ¶¶1218–1220
# reorder #4659 and #4691	§ will be covered in §14.26

Computer Abbreviations

544 a. The following list presents some of the abbreviations commonly used in references to computers and the Internet.

ASCII	American Standard Code for Information Interchange (pronounced as-kee)
b	bit
B	byte
BASIC	Beginner's All-Purpose Symbolic Instruction Code

BBSs	<u>bulletin board services</u> (see ¶622a)
BCD	<u>binary coded decimal</u>
BIOS	<u>basic input/output system</u>
bit	<u>binary digit</u>
BLOB	<u>binary large object</u>
blog	<u>Web log</u>
bps	<u>bits per second</u>
B2B	<u>business-to-business</u> (online transactions)
B2C	<u>business-to-consumer</u> (online transactions)
B2G	<u>business-to-government</u> (online transactions)
CAD	<u>computer-aided design</u>
CAI	<u>computer-aided instruction</u>
CAM	<u>computer-aided manufacturing</u>
CAR	<u>computer-assisted retrieval</u>
CD-R	<u>compact disc-recordable</u>
CD-ROM	<u>compact disc-read-only memory</u>
CD-RW	<u>compact disc-rewritable</u>
CGA	<u>color graphics adapter</u>
CPU	<u>central processing unit</u>
CRT	<u>cathode-ray tube</u>
DBMS	<u>database management system</u>
DNS	<u>domain name system</u>
DOS	<u>disk operating system</u> (see page 321), <u>denial of service</u>
dpi	<u>dots per inch</u>
DRAM	<u>dynamic random access memory</u>
DSL	<u>digital subscriber line</u>
DTP	<u>desktop publishing</u>
DVD	<u>digital video disc</u> , <u>digital versatile disc</u>
e-mail	<u>electronic mail</u>
EOF	<u>end of file</u>
f2f	<u>face to face</u>
FAQ	<u>frequently asked question</u> (pronounced <i>fak</i>)
FAT	<u>file allocation table</u>
FTP	<u>File Transfer Protocol</u>
GB	<u>gigabyte</u>
GHz	<u>gigahertz</u>
.gif	<u>Graphics Interchange Format</u>
GIGO	<u>garbage in, garbage out</u>
GUI	<u>graphical user interface</u> (pronounced <i>goo-ee</i>)
HD-DVD	<u>high-definition digital video</u> (OR: <u>versatile</u>) <u>disc</u>
IC	<u>integrated circuit</u>
ICQ	<u>I seek you</u> (a form of instant messaging)
IM	<u>instant messaging</u>
I/O	<u>input/output</u>

¶ 544



IP	<u>I</u> nternet <u>P</u> rotocol
ISP	<u>I</u> nternet <u>s</u> ervice <u>p</u> rovider
.jpg OR: .jpeg	<u>J</u> oint <u>P</u> hotographic <u>E</u> xperts <u>G</u> roup
Kb	<u>k</u> ilobit
KB OR: K	<u>k</u> ilobyte (see ¶503)
LAN	<u>l</u> ocal <u>a</u> rea <u>n</u> etwork
LCD	<u>l</u> iquid <u>c</u> rystal <u>d</u> isplay
LQ	<u>l</u> etter <u>q</u> uality
Mb	<u>m</u> egabit
MB OR: M	<u>m</u> egabyte (see ¶503)
Mbps	<u>m</u> egabits <u>p</u> er <u>s</u> econd
megs	<u>m</u> egabytes
MHz	<u>m</u> egahertz
MICR	<u>m</u> agnetic <u>i</u> nk <u>c</u> haracter <u>r</u> eaders
mips	<u>m</u> illion <u>i</u> nstructions <u>p</u> er <u>s</u> econd
mpg or .mpeg	<u>M</u> oving <u>P</u> ictures <u>E</u> xperts <u>G</u> roup
NC	<u>n</u> etwork <u>c</u> omputer
OCR	<u>o</u> ptical <u>c</u> haracter <u>r</u> ecognition OR: <u>r</u> eaders
OS	<u>o</u> perating <u>s</u> ystem
P2P	<u>p</u> eer- <u>t</u> o- <u>p</u> eer (network)
PC	<u>p</u> ersonal <u>c</u> omputer
PCI	<u>P</u> eripheral <u>C</u> omponent <u>I</u> nterface
PDA	<u>p</u> ersonal <u>d</u> igital <u>a</u> ssistant
POD	<u>p</u> ublishing <u>o</u> n <u>d</u> emand
ppm	<u>p</u> ages <u>p</u> er <u>m</u> inute
PPP	<u>P</u> oint- <u>t</u> o- <u>P</u> oint <u>P</u> rotocol
RAM	<u>r</u> andom- <u>a</u> ccess <u>m</u> emory
RISC	<u>r</u> educed <u>i</u> nstruction <u>s</u> et <u>c</u> omputer
ROM	<u>r</u> ead- <u>o</u> nly <u>m</u> emory
SCSI	<u>s</u> mall <u>c</u> omputer <u>s</u> ystem <u>i</u> nterface port (pronounced <i>scuzzy</i>)
SLIP	<u>S</u> erial <u>L</u> ine <u>I</u> nternet <u>P</u> rotocol
spim	<u>s</u> пам sent by <u>i</u> nstant <u>m</u> essaging
TB	<u>t</u> erabyte
TCP/IP	<u>t</u> ransmission <u>c</u> ontrol <u>p</u> rotocol/ <u>I</u> nternet <u>p</u> rotocol
USB	<u>u</u> niversal <u>s</u> erial <u>b</u> us
VDT	<u>v</u> ideo <u>d</u> isplay <u>t</u> erminal
VGA	<u>V</u> ideo <u>G</u> raphics <u>A</u> rray
VM	<u>v</u> oice <u>m</u> ail
VR	<u>v</u> irtual <u>r</u> eality
WAIS	<u>w</u> ide <u>a</u> rea <u>i</u> nformation <u>s</u> erver (pronounced <i>ways</i>)
WAN	<u>w</u> ide <u>a</u> rea <u>n</u> etwork
WAP	<u>W</u> ireless <u>A</u> pplication <u>P</u> rotocol
WEP	<u>W</u> ired <u>E</u> quivalent <u>P</u> rivacy
Wi-Fi	<u>w</u> ireless <u>f</u> idelity

WORM	write <u>o</u> nce—read <u>m</u> any times
WWW OR: W3	the <u>W</u> orld <u>W</u> ide <u>W</u> eb (sometimes pronounced <i>triple-dub</i> to avoid having to say <i>double-u, double-u, double-u</i>)
W3C	<u>W</u> orld <u>W</u> ide <u>W</u> eb Consortium
WYSIWYG	<u>w</u> hat <u>y</u> ou <u>s</u> ee <u>i</u> s <u>w</u> hat <u>y</u> ou <u>g</u> et (pronounced <i>wiz-ee-wig</i>)
XGA	extended graphics array

b. When using a computer abbreviation like those listed above, do not follow it with a word that is part of the abbreviation. (See also ¶501c.)

CD-ROM	(NOT: CD-ROM disc)	LCD	(NOT: LCD display)
DOS	(NOT: DOS operating system)	RAM	(NOT: RAM memory)
ISP	(NOT: ISP provider)	TCP/IP	(NOT: TCP/IP protocol)

> For a glossary of computer terms, see Appendix B; for the capitalization of computer terms, see ¶¶365, 366a, 847f.

Foreign Expressions

545 Many foreign expressions contain or consist of short words, some of which are abbreviations and some of which are not. Use periods only with abbreviations.

ad hoc	meaning "for a particular purpose"
ad val.	<i>ad valorem</i> , meaning "according to the value"
c. OR: ca.	<i>circa</i> , meaning "approximately"
cf.	<i>confer</i> , meaning "compare"
Cie.	<i>Compagnie</i> , meaning "Company"
C.V.	<i>curriculum vitae</i> , meaning "course of one's life"; a résumé
e.g.	<i>exempli gratia</i> , meaning "for example" (see ¶181a)
et al.	<i>et alii</i> , meaning "and other people"
etc.	<i>et cetera</i> , meaning "and other things," "and so forth"
ibid.	<i>ibidem</i> , meaning "in the same place"
idem	meaning "the same"
i.e.	<i>id est</i> , meaning "that is" (see ¶181a)
infra	meaning "below"
Inst.	<i>instans</i> , meaning "the current month"
loc. cit.	<i>loco citato</i> , meaning "in the place cited"
M.O.	<i>modus operandi</i> , meaning "the way in which something is done"
N.B.	<i>nota bene</i> , meaning "note well"
nol. pros.	<i>nolle prosequi</i> , meaning "to be unwilling to prosecute"
non seq.	<i>non sequitur</i> , meaning "it does not follow"
op. cit.	<i>opere citato</i> , meaning "in the work cited"
p.a. OR: PA	<i>per annum</i> , meaning "for each year"
p.d. OR: PD	<i>per diem</i> , meaning "for each day"
pro tem	<i>pro tempore</i> , meaning "for the time being"
prox.	<i>proximo</i> , meaning "in the next month"
Q.E.D.	<i>quod erat demonstrandum</i> , meaning "which was to be demonstrated"

Continued on page 170

¶ 546

q.v.	<i>quod vide</i> , meaning “which see”
re OR: in re	meaning “in the matter of,” “concerning”
R.S.V.P. OR: R.s.v.p.	<i>Répondez s’il vous plaît</i> , meaning “please reply”
supra	meaning “above”
ult.	<i>ultimo</i> , meaning “in the last month”

Miscellaneous Expressions

546 The following list of expressions presents common abbreviations acceptable in general usage.

A-OK	very definitely OK	a team spirit that is A-OK
ATM	automated teller machine	got \$60 from the nearest ATM
ATV	all-terrain vehicle	saving up for an ATV
AV	audiovisual	a list of AV materials
CB	citizens band	called in on her CB radio
CD	certificate of deposit, compact disc	investing in 6% CDs the quality of a CD recording
CPR	cardiopulmonary resuscitation	a need for CPR training
CRP	C-reactive protein	arranging for a CRP evaluation
EKG	electrocardiogram	waiting for the results of my EKG
ESP	extrasensory perception	a manager who must have ESP
GDP	gross domestic product	the GDP for the fourth quarter
ID	identification	asking to see your user ID card
IOU	I owe you	holds my IOU for \$500
IQ	intelligence quotient	taking an IQ test
IRA	individual retirement account	making a tax-deductible deposit to your IRA
IV	intravenous	still hooked up to an IV (device)
NIH	not invented here	a proposal rejected for NIH reasons
PA	public address	a problem with our PA system
PAC	political action committee	limiting the role of PACs
PR	public relations	working on your PR campaign
R&D	research and development	need a bigger R&D budget
S&L	savings and loan association	a small S&L mortgage
SOP	standard operating procedure	learning the SOP for submitting expense reports
SRO	standing room only	an SRO audience at our show
TLC	tender, loving care	giving this customer some TLC
TV	television	as seen on TV
UFO	unidentified flying object	took off like a UFO
VCR	videocassette recorder	playing this tape on your VCR
VIP	very important person	treating these VPs like VIPs

NOTE: Initialisms and acronyms are continually entering the language, and while some may not yet be widely used, in many cases they ought to be. For example:

IAD	Internet addictive disorder (a compulsive form of behavior in which the victim chooses cyberspace activities over real-world responsibilities and relationships)
QCD	quarterly charm deficiency (an emotional disorder that afflicts executives at the end of each fiscal quarter)

ROMEos	retired old men eating out
SAHD	stay-at-home dad
MOP	millionaire on paper
BIC	best in class
CLM	career-limiting move
IRL	in real life (that is, offline)

547 Do not use periods with letters that are not abbreviations. (See also ¶¶109a, 807.)

Brand X	V-neck	f-stop	I-beam pointer	V-chip
X-ray	T square	y-axis	U-turn	B picture

548 The abbreviation *OK* is written without periods. In sentences, the forms *okay*, *okayed*, and *okaying* look better than *OK*, *OK'd*, and *OK'ing*, but the latter forms may be used. (See also ¶550.)

549 The dictionary recognizes *x* as a verb; however, *cross out*, *crossed out*, and *crossing out* look better than *x out*, *x-ed out*, and *x-ing out*.

550 In a few cases all-cap initialisms such as *MC* (for *master of ceremonies*) or *DJ* (for *disc jockey*) may also be spelled out in an uncapitalized form (*emcee* and *deejay*). The spelled-out forms are preferable when such abbreviations are used as verbs.

Fran Zangwill *emceed* (**RATHER THAN:** MC'd) the fund-raiser kickoff dinner.

Who has been *okaying* (**RATHER THAN:** OK'ing) these bills? (See ¶548.)

BUT: You'd find it easier to get up in the morning if you didn't *OD* on TV every night. (Here the choice is between *OD* and *overdose*, not *oh-dee*.)

➤ *Plurals of abbreviations:* see ¶¶619–623.

Possessives of abbreviations: see ¶¶638–639.

Section 6

Plurals and Possessives

Forming Plurals (¶¶601–626)

Basic Rule (¶601)

Nouns Ending in *S*, *X*, *CH*, *SH*, or *Z* (¶¶602–603)

Nouns Ending in *Y* (¶¶604–605)

Nouns Ending in *O* (¶¶606–607)

Nouns Ending in *F*, *FE*, or *FF* (¶608)

Nouns With Irregular Plurals (¶¶609–610)

Compound Nouns (¶¶611–613)

Foreign Nouns (¶614)

Proper Names (¶¶615–617)

Titles With Personal Names (¶618)

Abbreviations, Letters, Numbers, Words, and Symbols (¶¶619–625)

Plural Endings in Parentheses (¶626)

Forming Possessives (¶¶627–652)

Possession Versus Description (¶¶627–629)

Singular Nouns (¶¶630–631)

Plural Nouns (¶¶632–633)

Compound Nouns (¶¶634–635)

Pronouns (¶¶636–637)

Abbreviations (¶638)

Personal, Organizational, and Product Names (¶¶639–640)

Nouns in Apposition (¶641)

Separate and Joint Possession (¶¶642–643)

Possessives Standing Alone (¶644)

Inanimate Possessives (¶¶645–646)

Possessives Preceding Verbal Nouns (¶647)

Possessives in *Of* Phrases (¶648)

Possessives Modifying Possessives (¶649)

Possessives in Holidays (¶650)

Possessives in Place Names (¶651)

Miscellaneous Expressions (¶652)

➤ *For definitions of grammatical terms, see the appropriate entries in the Glossary of Grammatical Terms (Appendix D).*

Forming Plurals

When you are uncertain about the plural form of a word, consult a dictionary. If no plural is shown, form the plural according to the rules in ¶¶601–626.

Basic Rule

601 Plurals are regularly formed by adding *s* to the singular form.

suburb	suburbs	rhythm	rhythms	league	leagues
fabric	fabrics	flight	flights	alibi	alibis
yield	yields	quota	quotas	ski	skis
egg	eggs	idea	ideas	taxi	taxis
length	lengths	committee	committees	menu	menus
check	checks	freebie	freebies	guru	gurus

NOTE: A few words have the same form in the plural as in the singular. (See ¶¶603, 1016, 1017.) A few words have no plural form; for example, *news*, *information*. (See ¶1014.)

Nouns Ending in *S*, *X*, *CH*, *SH*, or *Z*

602 When the singular form ends in *s*, *x*, *ch*, *sh*, or *z*, the plural is formed by adding *es* to the singular.

virus	viruses	sketch	sketches
summons	summonses	wish	wishes
business	businesses	quartz	quartzes
fax	faxes	BUT: quiz	quizzes

NOTE: When *ch* at the end of a singular word has the sound of *k*, form the plural by simply adding *s*.

epoch	epochs	monarch	monarchs
stomach	stomachs	BUT: arch	arches

➤ For plural forms of proper names ending in *ch*, see ¶¶615b, 617a.

603 Singular nouns ending in silent *s* do not change their forms in the plural. (However, the *s* ending is pronounced when the plural form is used.)

one corps	two corps	a rendezvous	many rendezvous
-----------	-----------	--------------	-----------------

Nouns Ending in *Y*

604 When a singular noun ends in *y* preceded by a *consonant*, the plural is formed by changing the *y* to *i* and adding *es* to the singular.

copy	copies	liability	liabilities
policy	policies	proxy	proxies

605 When a singular noun ends in *y* preceded by a *vowel*, the plural is formed by adding *s* to the singular.

delay	delays	boy	boys	BUT: soliloquy	soliloquies
attorney	attorneys	guy	guys	colloquy	colloquies

NOTE: The regular plural of *money* is *moneys*. The plural form *monies* does not follow the rule, but it often appears in legal documents nonetheless. To avoid the use of either plural, simply write *funds*.

¶606

Nouns Ending in *O*

606 Singular nouns ending in *o* preceded by a *vowel* form their plurals by adding *s* to the singular.

stereo	stereos	shampoo	shampoos
ratio	ratios	boo	boos
portfolio	portfolios	tattoo	tattoos
scenario	scenarios	duo	duos

607 Singular nouns ending in *o* preceded by a *consonant* form their plurals in different ways.

a. Some nouns in this category simply add *s*.

euro	euros	macro	macros
solo	solos	demo	demos
zero	zeros	memo	memos
ego	egos	placebo	placebos
photo	photos	two	twos
typo	typos	weirdo	weirdos
logo	logos	hairdo	hairdos

b. Some add *es*.

potato	potatoes	hero	heroes
tomato	tomatoes	embargo	embargoes
echo	echoes	fiasco	fiascoes
veto	vetoed	motto	mottoes

c. Some have two plural forms. (The preferred form is given first.)

cargo	cargoes, cargos	zero	zeros, zeroes
no	nos, noes*	tuxedo	tuxedos, tuxedoes
proviso	provisos, provisoes	innuendo	innuendos, innuendoes

d. Singular musical terms ending in *o* form their plurals by adding *s*.

soprano	sopranos	piano	pianos
alto	altos	cello	cellos
basso	bassos	banjo	banjos

> For foreign nouns ending in *o*, see ¶614.

Nouns Ending in *F*, *FE*, or *FF*

608 a. Most singular nouns that end in *f*, *fe*, or *ff* form their plurals by adding *s* to the singular form.

belief	beliefs	safe	safes
proof	proofs	tariff	tariffs

b. Some commonly used nouns in this category form their plurals by changing the *f* or *fe* to *ve* and adding *s*.

half	halves	self	selves
wife	wives	shelf	shelves
leaf	leaves	knife	knives
thief	thieves	life	lives

*Merriam-Webster shows *noes* first.

c. A few of these nouns have two plural forms. (The preferred form is given first.)

scarf	scarves, scarfs	dwarf	dwarfs, dwarves
-------	-----------------	-------	-----------------

Nouns With Irregular Plurals

609 The plurals of some nouns are formed by a change of letters within.

wom <u>an</u>	wom <u>e</u> n	fo <u>o</u> t	fe <u>e</u> t
mo <u>u</u> se	mi <u>c</u> e*	go <u>o</u> se	ge <u>e</u> se

610 A few plurals end in *en* or *ren*.

ox	oxen	brother	brethren (<i>an alternative plural to brothers</i>)
child	children		

Compound Nouns

611 When a compound noun is a *solid* word, pluralize the final element in the compound as if it stood alone.

print <u>out</u>	print <u>outs</u>	birth <u>day</u>	birth <u>days</u>
flash <u>back</u>	flash <u>backs</u>	photo <u>copy</u>	photo <u>copies</u>
wine <u>glass</u>	wine <u>glasses</u>	grand <u>child</u>	grand <u>children</u>
hat <u>box</u>	hat <u>boxes</u>	foot <u>hold</u>	foot <u>holds</u>
eyel <u>ash</u>	eyel <u>ashes</u>	fore <u>foot</u>	fore <u>feet</u>
straw <u>berry</u>	straw <u>berries</u>	tooth <u>brush</u>	tooth <u>brushes</u>
book <u>shelf</u>	book <u>shelves</u>	mouse <u>trap</u>	mouse <u>traps</u>
stand <u>by</u>	stand <u>bys</u> (NOT : standbies)	work <u>man</u>	work <u>men</u>
BUT : pass <u>erby</u>	pass <u>ersby</u>	BUT : talis <u>man</u>	talis <u>mans</u> (NOT : talismen)

612 a. The plurals of *hyphenated* or *spaced* compounds are formed by pluralizing the chief element of the compound.

father-in- <u>law</u>	fathers-in- <u>law</u>	couch <u>potato</u>	couch <u>potatoes</u>
senator- <u>elect</u>	senators- <u>elect</u>	<u>bill</u> of lading	<u>bills</u> of lading
looker- <u>on</u>	lookers- <u>on</u>	<u>letter</u> of credit	<u>letters</u> of credit
runner- <u>up</u>	runners- <u>up</u>	<u>account</u> payable	<u>accounts</u> payable
grant-in- <u>aid</u>	grants-in- <u>aid</u>	<u>editor</u> in chief	<u>editors</u> in chief
attorney at <u>law</u>	attorneys at <u>law</u>	deputy <u>chief</u> of staff	deputy <u>chiefs</u> of staff
<u>board</u> of directors	<u>boards</u> of directors	lieutenant <u>general</u>	lieutenant <u>generals</u>
BUT : time- <u>out</u>	time- <u>outs</u>	BUT : <u>chaise longue</u> †	<u>chaise longues</u>
		<u>filet mignon</u>	<u>filets mignons</u>

➤ For the plurals of foreign compound words, see ¶614.

b. When a hyphenated compound does not contain a noun as one of its elements, simply pluralize the final element.

go- <u>between</u>	go- <u>betweens</u>	come- <u>on</u>	come- <u>ons</u>
get- <u>together</u>	get- <u>togethers</u>	show- <u>off</u>	show- <u>offs</u>
hang- <u>up</u>	hang- <u>ups</u>	run- <u>through</u>	run- <u>throughs</u>

Continued on page 176

*Mice may refer to computer devices as well as to rodents. Some authorities prefer *mouse devices* when writing about computers.

†Note that the correct spelling of this word is *longue* (not *lounge*).

¶613

hand-me-down	hand-me-downs	two-by-four	two-by-fours
drive-in	drive-ins	no-no	no-nos*
fade-out	fade-outs	has-been	has-beens
have-not	have-nots (see ¶625a)	do-it-yourselfer	do-it-yourselfers
know-it-all	know-it-alls	shoot-'em-up	shoot-'em-ups
so-and-so	so-and-sos	no-see-um	no-see-ums

- c. Some of these compounds have two recognized plural forms. (The first plural form shown below is preferred because it adds the plural sign to the chief element of the compound.)

court-martial	<i>courts-martial, court-martials</i>
notary public	<i>notaries public, notary publics</i>
attorney general	<i>attorneys general, attorney generals</i>

- d. When the first element of a compound is a *possessive*, simply pluralize the final element.

collector's item	collector's items
traveler's check	traveler's checks
rabbit's foot	rabbit's feet
proofreaders' mark	proofreaders' marks
seller's market	seller's markets
farmers' market	farmers' markets
women's college	women's colleges
finder's fee	finder's fees
visitor's permit	visitor's permits

NOTE: Do not convert a singular possessive form into a plural unless the context clearly requires it. (See ¶652.)

The number of *driver's licenses* issued last year was 15 percent ahead of the number issued the year before.

BUT: As a result of the highway checkpoints set up by the state police, more than 200 *drivers' licenses* have been revoked in the past four weeks.

- 613** The plurals of compounds ending in *ful* are formed by adding *s*.

armful	armfuls	handful	handfuls	teaspoonful	teaspoonfuls
cupful	cupfuls	basketful	basketfuls	pocketful	pocketfuls

Compare the difference in meaning in these phrases:

six *cupfuls* of sugar (a quantity of sugar that would fill one cup six times)

six cups *full* of sugar (six separate cups, each filled with sugar)

Foreign Nouns

- 614** Many nouns of foreign origin retain their foreign plurals, others have been given English plurals, and still others have two plurals—an English and a foreign one. When two plural forms exist, one may be preferred to the other or there may be differences in meaning that govern the use of each. Consult your dictionary to be sure of the plural forms and the meanings attached to them.

> For agreement of foreign-plural subjects with verbs, see ¶1018.

*Merriam-Webster shows the plural of *no-no* two ways: first as *no-no's* and then as *no-nos*.

WORDS ENDING IN US

Singular	English Plural	Foreign Plural
alumnus (m.)		alumni (see note below)
apparatus	apparatuses*	apparatus
cactus	cactuses	cacti*
census	censuses	
corpus		corpora
focus	focuses*	foci†
fungus	funguses	fungi*
genus		genera
locus		loci
nucleus	nucleuses	nuclei*
octopus	octopuses*	octopi
opus	opuses	opera*
prospectus	prospectuses	
radius	radiuses	radii*
status	statuses	
stimulus		stimuli
stylus	styluses	styli*
syllabus	syllabuses	syllabi*
terminus	terminuses	termini*
thesaurus	thesauruses	thesauri*

NOTE: The term *alumni* (the plural of *alumnus*) refers to a group of male graduates; the term *alumnae* (the plural form of *alumna*, shown below) refers to a group of female graduates. Traditionally, *alumni* has also been used to refer to a mixed group of male and female graduates; in fact, many colleges still have an "alumni association" with a mixed group of members. However, this use of *alumni* is no longer appropriate. When referring to a mixed group, either write *alumni and alumnae* or simply refer to members of the mixed group as *graduates*.

WORDS ENDING IN A

Singular	English Plural	Foreign Plural
agenda	agendas	
alga	algas	algae*
alumna (f.)		alumnae (see note above)
antenna	antennas (of radios)	antennae (of insects)
dogma	dogmas*	dogmata
formula	formulas*	formulae
lacuna	lacunas	lacunae*
larva	larvas	larvae*
minutia		minutiae (see page 612)
schema	schemas*	schemata†
stigma	stigmas	stigmata*
vertebra	vertebras	vertebrae*

Continued on page 178

*Preferred form.

†Merriam-Webster shows this form first.

¶614

WORDS ENDING IN *UM*

Singular	English Plural	Foreign Plural
addendum		addenda
auditorium	auditoriums*	auditoria
bacterium		bacteria
candelabrum	candelabrams	candelabra*
colloquium	colloquiums*	colloquia
consortium	consortiums*	consortia†
cranium	craniums*	crania
curriculum	curriculums	curricula*
curriculum vitae		curricula vitae
datum	datums	data* (see ¶1018b)
emporium	emporiums*	emporia
erratum		errata
forum	forums*	fora
gymnasium	gymnasiums*	gymnasia
honorarium	honorariums*	honoraria†
maximum	maximums*	maxima†
medium	mediums (spiritualists)	media (for advertising and communication) (see ¶1018c)
memorandum	memorandums*	memoranda
millennium	millenniums*	millennia†
minimum	minimums*	minima†
momentum	momentums*	momenta†
optimum	optimums*	optima†
podium	podiums*	podia
referendum	referendums*	referenda†
sanitarium	sanitariums*	sanitaria
stadium	stadiums*	stadia†
stratum		strata
symposium	symposiums*	symposia†
ultimatum	ultimatums*	ultima

WORDS ENDING IN *O*

Singular	English Plural	Foreign Plural
concerto	concertos*	concerti
graffito		graffiti
libretto	librettos*	libretti
paparazzo		paparazzi
tempo	tempos	tempi (in music)
virtuoso	virtuosos*	virtuosi

WORDS ENDING IN *ON*

Singular	English Plural	Foreign Plural
automaton	automatons*	automata
criterion	criteria*	criteria*
phenomenon	phenomenons	phenomena*

*Preferred form.

†*Merriam-Webster* shows this form first.

WORDS ENDING IN X

Singular	English Plural	Foreign Plural
apex	apexes*	apices
appendix	appendixes*	appendices
codex		codices
crux	cruxes*	cruces
helix	helixes	helices*
index	indexes (of books)	indices (math symbols)
larynx	larynxes	larynges*
matrix	matrixes	matrices*
vertex	vertexes	vertices*
vortex	vortexes	vortices*

WORDS ENDING IN /S

Singular	English Plural	Foreign Plural
analysis		analyses
axis		axes
basis		bases
chassis		chassis
crisis		crises
diagnosis		diagnoses
ellipsis		ellipses
emphasis		emphases
exegesis		exegeses
hypothesis		hypotheses
oasis		oases
parenthesis		parentheses
prognosis		prognoses
synopsis		synopses
synthesis		syntheses
thesis		theses

WORDS ENDING IN EU OR EAU

Singular	English Plural	Foreign Plural
adieu	adieux*	adieux
beau	beaus*	beaux
bureau	bureaus*	bureaux
château	châteaux*	châteaux
milieu	milieus*	milieux
plateau	plateaus*	plateaux
tableau	tableaus*	tableaux
trousseau	trousseaus*	trousseaux

NOTE: The *x* ending for the preceding foreign plurals is pronounced like *z*.

Continued on page 180

*Preferred form.

¶615

COMPOUND WORDS

Singular	English Plural	Foreign Plural
chaise longue	chaise longues*	chaises longues
coup d'état		coups d'état
éminence grise		éminences grises
fait accompli		faits accomplis
hors d'oeuvre	hors d'oeuvres*	hors d'oeuvre
idiot savant	idiot savants	idiots savants*
maître d'	maître d's	
maître d'hôtel		maîtres d'hôtel
nouveau riche		nouveaux riches
pas de deux		pas de deux

Proper Names

615 a. Most *surnames* are pluralized by the addition of *s*.

Mr. and Mrs. Brinton	the Brintons
Mr. and Mrs. Romano	the Romanos
Mr. and Mrs. Chung	the Chungs
Mr. and Mrs. Gray	the Grays

b. When a surname ends in *s*, *x*, *ch*, *sh*, or *z*, add *es* to form the plural.

Mr. and Mrs. Banks	the Bankses
Mr. and Mrs. Van Ness	the Van Nesses
Mr. and Mrs. Maddox	the Maddoxes
Mr. and Mrs. March	the Marches
Mr. and Mrs. Welsh	the Welshes
Mr. and Mrs. Perez	the Perezes
Mr. and Mrs. Jones	the Joneses
Mr. and Mrs. James	the Jameses
Mr. and Mrs. Barnes	the Barneses

NOTE: Omit the *es* ending if it makes the plural surname awkward to pronounce.

the Hodges (NOT: Hodgeses)	the Hastings (NOT: Hastingses)
------------------------------------	--

c. Never change the original spelling of a surname when forming the plural. Simply add *s* or *es*, according to *a* and *b* above.

Mr. and Mrs. McCarthy	the McCarthys (NOT: McCarthies)
Mr. and Mrs. Wolf	the Wolfs (NOT: Wolves)
Mr. and Mrs. Martino	the Martinos (NOT: Martinoes)
Mr. and Mrs. Goodman	the Goodmans (NOT: Goodmen)
Mr. and Mrs. Lightfoot	the Lightfoots (NOT: Lightfeet)
Mr. and Mrs. Fairchild	the Fairchilds (NOT: Fairchildren)

d. When a surname is followed by *Jr.*, *Sr.*, or a number like *2d* or *II*, the plural can be formed two ways.

ORDINARY USAGE: the Roy Van Allen <i>Jrs.</i>	the Ellsworth Hadley <i>3ds</i>
FORMAL USAGE: the Roy Van <i>Allens Jr.</i>	the Ellsworth <i>Hadleys 3d</i>

*Preferred form.

- 616** To form the plurals of *first names*, add *s* or *es* but do not change the original spellings.

Mane	Manes	Douglas	Douglasses	Timothy	Tmothys
Ralph	Ralphs	Dolores	Doloreses	Beatrix	Beatrixes
Waldo	Waldos	Gladys	Gladyses	Fritz	Fritzes

- 617** a. To form the plural of other proper names, add *s* or *es* but do not change the original spelling

three Texans	two Christmases ago
the Norwegians	checked our Rolodexes
the Dakotas	bought six Macintoshes
the Tonys, the Emmys, and the Grammys	Marches (es after <i>ch</i> sound)
the two Kansas Citys (NOT: Citys)	Czechs (s after <i>k</i> sound)

- b. In a few cases the original spelling is altered when the plural is formed.

the Alleghenies (for Allegheny Mountains)	the Rockies (for Rocky Mountains)
---	-----------------------------------

- c. U.S. Treasury bills, notes, and bonds are often referred to simply by the plural form of *Treasury*. Some publications create the plural according to the standard rule *Treasuries* (which is correct but looks odd). Others violate the rule to create a more normal looking form: *Treasuries*. To avoid choosing between these plural forms, use *Treasury* as an adjective: for example, *Treasury bills*, *Treasury notes*, *Treasury bonds*

- d. When the singular form ends with an apostrophe plus *s*, adding *es* to form the plural produces an awkward result.

AWKWARD: There are two *Bloomngdale'ses* close to where I live.

ACCEPTABLE: There are two *Bloomngdale s*

OR: There are two *Bloomngdale s stores*

- e. When forming the plural of an italicized or underlined proper name, do not italicize or underline the plural ending. (See also ¶290d.)

I've accumulated a year's worth of *BusinessWeeks* (OR: BusinessWeeks).

Titles With Personal Names

- 618** a. The plural of *Mr* is *Messrs* (not *Mrs*), the plural of *Ms* is *Mses* or *Mss*; the plural of *Mrs* or *Mme.* is *Mmes.* (for *Mesdames*); the plural of *Miss* is *Misses* (with no period). However, the use of plural titles normally occurs only in formal situations. In ordinary usage, simply retain the singular form and repeat it with each name.

Formal Usage

Messrs. Rae and Tate
 Mmes. (OR: Mesdames) Byrd and Clyde
 Misses Russo and Dupree
 Mses. OR: Mss. La and Cohen

Ordinary Usage

Mr Rae and Mr Tate
 Mrs. Byrd and Mrs. Clyde
 Miss Russo and Miss Dupree
 Ms. La and Ms. Cohen

- b. When these titles apply to two or more people with the same surname, the plural may be formed in two ways (1) pluralize only the title (formal usage), (2) pluralize only the surname (ordinary usage)

Formal Usage

the Messrs. Steele
 the Mmes. OR: Mesdames Bergeret
 the Misses Conroy
 the Mses. OR: Mss. Purdy

Ordinary Usage

the Mr Steele
 the Mrs. Bergerets
 the Miss Conroys
 the Ms. Purdys

¶619

Abbreviations, Letters, Numbers, Words, and Symbols

619 Form the plurals of most abbreviations by adding *s* to the singular.

apt.	apts.	vol.	vols.	No.	Nos.	Dr.	Drs.
bdg.	bdgs.	par.	pars.	Co.	Cos.	401(k)	401(k)s

620 a. The abbreviations of many customary units of weight and measure, however, are the same in both the singular and the plural. (See also ¶535a.)

oz (ounce OR: ounces)	ft (foot OR: feet)
deg (degree OR: degrees)	in (inch OR: inches)
bbl (barrel OR: barrels)	mi (mile OR: miles)

NOTE: For a number of these abbreviations, two plural forms have been widely used: for example, *lb* or *lbs* (meaning “pounds”), *yd* or *yds* (meaning “yards”), *qt* or *qts* (meaning “quarts”). However, the trend is toward using *lb*, *yd*, and *qt* to signify the plural.

b. The abbreviations of metric units of weight and measure are the same in both the singular and the plural. (See also ¶¶537–538.)

km (kilometer OR: kilometers)	cg (centigram OR: centigrams)
mL (milliliter OR: milliliters)	dam (dekameter OR: dekameters)

➤ *For the omission of periods with abbreviations of measurements, see ¶¶535a, 538b.*

621 a. The plurals of a few single-letter abbreviations (such as *p.* for *page* and *f.* for *the following page*) consist of the same letter doubled.

p. 64 (page 64)	c. (copy)
pp. 64–72 (pages 64 through 72)	cc. (copies)
pp. 9 f. (page 9 and the following page)	n. 3 (note 3)
pp. 9 ff. (page 9 and the following pages)	nn. 3–4 (notes 3 and 4)
l. 23 (line 23)	
ll. 23–24 (lines 23 through 24)	

b. Plurals of certain symbols consist of the same symbol doubled.

¶ paragraph	¶¶ paragraphs	§ section	§§ sections
-------------	---------------	-----------	-------------

622 a. Capital letters and abbreviations ending with capital letters are pluralized by adding *s* alone.

three Rs	HMOs	BBSs	R.N.s	VCRs
four Cs	POs	IQs	M.D.s	DVDs
five VIPs	S&Ls	PTAs	Ph.D.s	PCs

b. Use an apostrophe before the *s* where confusion might otherwise result.

three A's	too many I's	two U's
-----------	--------------	---------

When the context is clear, no apostrophes are necessary.

His report card showed three As, two Bs, and one C.

Our CEO is not the company's only Type A. All the people who report to him are Type As.

623 For the sake of clarity, uncapitalized letters and uncapitalized abbreviations are pluralized by adding an apostrophe plus *s*. (See also ¶285b.)

dotting the <i>i</i> 's	<i>p</i> 's and <i>q</i> 's	sending out three bcc's
four c.o.d.'s	wearing pj's	BUT: 401(k)s and 403(b)s

Following their losses in the stock market, Al and Tyler now refer to their 401(k)s as 201(k)s.

NOTE: When initials are spelled out, the plurals are formed normally.

emcees deejays okays Jaycees

624 a. Numbers expressed in figures are pluralized by the addition of *s* alone.

in the 1990s in the '90s (decade) in the 90s (temperature) sort the W-2s

b. Numbers expressed in words are pluralized by the addition of *s* or *es*.

ones twos threes sixes twenties (see ¶604) twenty-fives

625 a. When words taken from other parts of speech are used as nouns, they are usually pluralized by the addition of *s* or *es*.

ifs, ands, or buts	ins and outs	pros and cons	whereabouts
dos and don'ts	ups and downs	the haves and	whys and
yeses and nos	yeas and nays	the have-nots	wherefores

b. If the pluralized form is unfamiliar or is likely to be misread, use an apostrophe plus *s* to form the plural.

which's and that's or's and nor's

c. If the singular form already contains an apostrophe, simply add *s* to form the plural.

ain'ts mustn'ts don'ts ma'ams

➤ *For the use of italics or underlining with words referred to as words, see ¶¶285, 290.*

Plural Endings in Parentheses

626 When referring to an item that could be either singular or plural, enclose the plural ending in parentheses.

Please send the appropriate *form(s)* to the appropriate state *agency(ies)*.

Forming Possessives

Possession Versus Description

627 a. A noun ending in the sound of *s* is usually in the possessive form if it is followed immediately by another noun. In the following examples note that possessive forms may express a number of different relationships, only one of which refers literally to possession or ownership.

my boss's approval (meaning the approval *of my boss*)

Belknap's farm (meaning the farm *possessed or owned by Belknap*)

IBM's product line (meaning the product line *made or sold by IBM*)

Faulkner's novels (meaning the novels *written by Faulkner*)

Matisse's paintings (meaning the paintings *created by Matisse*)

Frank's nickname (meaning the nickname *given to or used by Frank*)

a two weeks' vacation (meaning a vacation *for or lasting two weeks*)

NOTE: An apostrophe alone or an apostrophe plus *s* is the sign of the possessive. (See ¶¶630–640.)

b. To be sure that the possessive form should be used, try substituting an *of* phrase or making a similar substitution as in the examples above. If the substitution works, the possessive form is correct.

¶ 628

- 628** a. Do not mistake a descriptive form ending in *s* for a possessive form.

sales effort (*sales* describes the kind of effort)

savings account (*savings* describes the kind of account)

news release (*news* describes the type of press release)

earnings record (*earnings* describes the type of record)

- b. Some cases can be difficult to distinguish. Is it *the girls basketball team* or *the girls' basketball team*? Try substituting an irregular plural like *women*. You wouldn't say *the women basketball team*; you would say *the women's basketball team*. By analogy, *the girls' basketball team* is correct.

- c. Sometimes the possessive form in a name becomes a descriptive form and loses the apostrophe plus *s*. For example, what was traditionally called *Down's syndrome* now appears without an apostrophe (1) in such names as the *National Down Syndrome Society* and the *National Association for Down Syndrome* and (2) in general usage as *Down syndrome*.

➤ For descriptive and possessive forms in organizational names, see ¶640a–c.

- 629** In a number of cases only a slight difference in wording distinguishes a descriptive phrase from a possessive phrase.

Descriptive

a six-month leave of absence

a high school diploma

the California climate

the Burgess account

the Crosby children

Possessive

a six months' leave of absence

a high school's performance rating

California's climate

Burgess's account

the Crosbys' children

OR: Mr. and Mrs. Crosby's children

Singular Nouns

- 630** a. To form the possessive of a singular noun *not* ending in an *s* sound, add an apostrophe plus *s* to the noun.

my lawyer's advice

a child's game

Gloria's career

Mr. and Mrs. Goodwin's party

Alzheimer's disease

Hobson's choice

- b. When a singular noun ends in a silent *s* sound, add an apostrophe plus *s*.

Illinois's highways

Arkansas's mountains

Degas's paintings

the corps's leadership

Des Moines's mayor

Saint Croix's beaches

- 631** To form the possessive of a singular noun that ends in an *s* sound, be guided by the way you pronounce the word.

- a. If a new syllable is formed in the pronunciation of the possessive, add an apostrophe plus *s*.

your boss's approval

the witness's reply

Congress's intention

Dallas's business district

St. Louis's airport

Mr. and Mrs. Morris's plane tickets

Phoenix's suburbs

Ms. Lopez's application

Mr. Marsh's office

my coach's training regimen

- b. If the addition of an extra syllable would make a word ending in an *s* hard to pronounce, add the apostrophe only.

Mr. Hastings' proposal	Jesus' parables
Peter Jennings' newscasts	Moses' flight from Egypt
Texas' best-known writer	Euripides' plays
Los Angeles' freeways	Demosthenes' orations
New Orleans' restaurants	Achilles' heel
for goodness' sake (see also ¶646)	BUT: Achilles tendon

NOTE: Individual differences in pronunciation will affect the way some of these possessives are written. For example, if you pronounce the possessive form of *Perkins* as two syllables, you will write *Mr. Perkins' kindness*; if you pronounce the possessive of *Perkins* as three syllables, you will write *Mr. Perkins's kindness*. The important thing is to listen to your own pronunciation. When you hear yourself pronounce the possessive of *boss* as two syllables (*boss's*) and the possessive of *witness* as three (*witness's*), you will not be tempted to write *your boss' approval* or *the witness' reply*. Naturally, tradition should take precedence over your ear. For example, an ambassador to Great Britain is appointed to the *Court of St. James's* (not, as you might expect, *Court of St. James*).

- c. When forming the possessive of any noun ending in *s* (for example, *Mr. Hodges*), always place the apostrophe at the end of the original word.

Mr. Hodges' message (NOT: Mr. Hodge's message)
Brahms' symphonies (NOT: Brahm's symphonies)
the United States' policy (NOT: the United State's policy)
<i>Robert's Rules of Order</i> (NOT: <i>Roberts' Rules of Order</i>)

Plural Nouns

- 632** a. For a *regular* plural noun (one that ends in *s* or *es*), add only an apostrophe to form the plural possessive. (See ¶¶639–640 for the use of the apostrophe in organizational names.)

investors' objectives	the agencies' conflicting rules
the witnesses' contradictions	the Hodges' legal residence (see ¶615b, note)
the Darlings' grandchild	an old boys' network
attorneys' fees	BUT: a teachers college (see ¶652)

- b. Since the singular and plural possessives for the same word usually sound exactly alike, pay particularly close attention to the meaning in order to determine whether the noun in question is singular or plural.

An *investor's* objectives should largely define investment strategy.

BUT: *Investors'* objectives are often not clearly defined.

We will need a ride to Mr. and Mrs. *Gaines's* party.

BUT: We will need a ride to the *Gaineses'* party.

I especially want to hear the last *witness's* testimony.

BUT: I especially want to hear the last two *witnesses'* testimony.

Season's greetings! (Referring to the holidays that occur in only one season—winter.)

Do you know the name of Fran and Jay *Boyd's* new store? The *Boyd's* Nest. Awful, isn't it?

¶633

NOTE: In some cases only a dictionary can help you determine whether the possessive form should be singular or plural. For example, a plural possessive is used in *Legionnaires' disease*, but a singular possessive is used in *Hodgkin's disease* since the discoverer's name was Dr. Hodgkin (and not, as you might have expected, the more common name Hodgkins). Unlike the term *deacon's bench* (which uses a singular possessive), the term *Parsons table* involves no possessive form at all.

633 For an *irregular* plural noun (one that does not end in *s*), add an apostrophe plus *s* to form the plural possessive.

women's blouses

men's shirts

the alumni's reunion

children's toys

BUT: menswear

the alumnae's contribution

(originally, men's wear)

IMPORTANT NOTE: To avoid mistakes in forming the possessive of plural nouns, form the plural first; then apply the rule in ¶632 or ¶633, whichever fits.

Singular**Plural****Plural Possessive**

boy

boys (regular)

boys'

boss

bosses (regular)

bosses'

hero

heroes (regular)

heroes'

Mr. and Mrs. Fox

the Foxes (regular)

the Foxes'

child

children (irregular)

children's

alumnus

alumni (irregular)

alumni's

alumna

alumnae (irregular)

alumnae's

Compound Nouns

634 To form the *singular* possessive of a compound noun (whether solid, spaced, or hyphenated), add an apostrophe plus *s* to the last element of the compound.

my son-in-law's job prospects

my stockbroker's advice

the secretary-treasurer's report

the notary public's seal

the owner-manager's policies

an eyewitness's account

a do-it-yourselfer's obsession

the attorney general's decision

635 To form the *plural* possessive of a compound noun, first form the plural.

a. If the plural form ends in *s*, add only an apostrophe.

Singular**Plural****Plural Possessive**

stockholder

stockholders

stockholders'

vice president

vice presidents

vice presidents'

wheeler-dealer

wheeler-dealers

wheeler-dealers'

salesclerk

salesclerks

salesclerks'

b. If the plural form does not end in *s*, add an apostrophe plus *s*.

Singular**Plural****Plural Possessive**

editor in chief

editors in chief

editors in chief's

brother-in-law

brothers-in-law

brothers in-law's

NOTE: To avoid the awkwardness of a plural possessive such as *editors in chief's* or *brothers-in-law's*, rephrase the sentence

AWKWARD: We may have to invite my three *sisters-in-law's* parents too.

BETTER: We may have to invite the parents of my three *sisters-in-law* too.

AWKWARD: Mr. Ahmed's statement agrees with both *attorneys general's* views.

BETTER: Mr. Ahmed's statement agrees with the views of both *attorneys general*.

Pronouns

636 The possessive forms of *personal pronouns* and of the relative pronoun *who* do not require the apostrophe. These pronouns have their own possessive forms.

I: my, mine	he: his	we: our, ours
you: your, yours	she: her, hers	they: their, theirs
	it: its	who: whose

My copy of the letter arrived last week, so she should have received *hers* by now. (**NOT:** her's.)

Each unit comes carefully packed in *its* own carton. (**NOT:** it's.)

The two products look so much alike that it's [it is] hard to tell *ours* from *theirs*. (**NOT:** our's from their's.)

CAUTION: Do not confuse personal possessive pronouns with contractions that are pronounced the same way. (See ¶1056e for examples.)

637 a. Some *indefinite pronouns* have regular possessive forms.

one's choice	one another's help	no one's responsibility
anyone else's job	anybody's guess	someone's chance

NOTE: When forming the possessive, be sure to place the apostrophe correctly.

the other's claim (only one person is involved)	each other's claim
the others' claim (more than one person is involved)	(NOT: each others' claim)

b. For those indefinite pronouns that do not have possessive forms, use an *of* phrase.

Although the children in this group seem very much alike, the needs *of each* are different. (**NOT:** each's needs.)

Abbreviations

638 To form the singular possessive of an abbreviation, add an apostrophe plus *s*. To form the plural possessive, add an *s* plus an apostrophe to the singular form. (See also ¶639.)

Singular	Plural
Mr. C's opinion	the M.D.s' diagnoses
PBS's programming	the Ph.D.s' dissertations
this HMO's doctors	the CPAs' meeting

Personal, Organizational, and Product Names

639 To form the possessive of a personal or an organizational name that ends with an abbreviation, a number, a prepositional phrase, or a mark of punctuation, add an apostrophe plus *s* at the end of the complete name.

the Winger Co.'s new plant	Hyde & Sikh Inc.'s dividends
the Knights of Columbus's drive	David Weild II's retirement
United Bank of Arizona's loan rates	Walter Frick Jr.'s campaign
Yahoo!'s Web site	BUT: Carl's Jr. restaurants

¶640

NOTE: If *no* extra *s* sound is created when you pronounce the possessive form, add only an apostrophe.

the Gerald Curry Jrs.' yacht

➤ *For the treatment of possessive forms when terms like Jr. and Inc. are set off by commas, see ¶¶156, 159.*

640 The names of many organizations, products, and publications contain words that could be considered either possessive or descriptive terms.

a. As a rule, use an apostrophe if the term is a singular possessive noun or an irregular plural noun.

Bloomington's	Levi's jeans	Reese's Pieces	<i>Harper's Bazaar</i>
Kinko's	Elmer's glue	Uncle Ben's rice	<i>Women's Wear Daily</i>
McDonald's	Wrigley's gum	St. Joseph's aspirin	<i>McCall's</i>
Wendy's	M&M's candy	Domino's pizzas	<i>Barron's</i>

Children's Hospital (normal style)

St. Patrick's Cathedral

BUT: Childrens Hospital (in Los Angeles)

America's Cup (yachting)

St. Elizabeths Hospital (in D.C.)

BUT: Americas Cup (golf)

b. As a rule, do not use an apostrophe if the term is a regular plural.

Chemical Workers Union

American Bankers Association

Investors Trust Company

Government Employees Insurance Company

Underwriters Laboratories Inc.

U.S. Department of Veterans Affairs

Consumers Union

BUT: Reserve Officers' Training Corps

Authors Guild

National Governors' Association

c. In all cases follow the organization's preference when known.

Standard & Poor's

Cliffs Notes

Actors' Equity

Diners Club members

Taster's Choice

Little Charlies pizzas

Shoppers' Choice

Planters peanuts

Mrs. Paul's frozen foods

Folgers coffee

Mrs. Fields cookies

Talbots for Mens stores

Dr. Denton's clothing

Thomas' English muffins

Dr. Martens shoes

Lands' End catalogs

d. In titles of books, periodicals, and similar works, always follow the style as given.

Gulliver's Travels

Reader's Digest

BUT: *Finnegans Wake*

BUT: *Consumers Digest*

e. When adding the sign of the possessive to a phrase that must be italicized or underlined, do not italicize or underline the possessive ending. (See also ¶290d.)

The Wind in the Willows' author

Gone With the Wind's main characters

Nouns in Apposition

641 Sometimes a noun that normally would be in the possessive is followed by an *appositive*, a closely linked explanatory word or phrase. In such cases add the sign of the possessive to the appositive.

Stowe, *Vermont's* ski runs

Washington, *D C's* museums

Lima, *Peru's* climate

(Note that the comma that normally follows an appositive is omitted after a possessive ending.)

You will faint when you see Paul *the plumber's* bill. (If the noun and the appositive are closely linked as a unit, even the first comma is omitted. See also ¶150.)

NOTE: To avoid an awkward construction, use an *of* phrase instead.

You will need to get the signature *of Mr. Bartel*, the executor.

(BETTER THAN: You will need to get Mr. Bartel, *the executor's* signature.)

Separate and Joint Possession

- 642** a. To indicate separate possession, add the sign of the possessive to the name of each individual.

the buyer's and the seller's signatures

the Joneses' and the Browns' houses

NOTE: Repeating *the* with each name emphasizes that ownership is separate.

- b. If one or both of the individuals' names are replaced by a possessive pronoun, watch out for awkwardness and reword if necessary.

AWKWARD: my and the seller's signatures

BETTER: the seller's and my signatures

OR: the seller's signature and mine

AWKWARD: their and our houses

BETTER: their house and ours

AWKWARD: your and your husband's passports

BETTER: the passports for you and your husband

WRONG: he and his wife's work schedules

RIGHT: his and his wife's work schedules

- 643** a. To indicate joint (or common) ownership, add the sign of the possessive to the *final* name alone.

the Barneses and the Terrys' property line a house like Paul and Molly's

waiting for the CEO and the board of directors' decision (a joint decision)

BUT: listening to the CEO's and the board of directors' opinions (separate opinions)

NOTE: In organizational names, follow the company's preference.

Ben & Jerry's ice cream

Barnes & Noble's Web site

- b. If one of the owners is identified by a pronoun, make each name and pronoun possessive.

Karen's and my ski lodge

Andy's and her new SUV

BUT: Karen and Brian's ski lodge

BUT: Andy and Gina's new SUV

Possessives Standing Alone

- 644** Sometimes the noun that the possessive modifies is not expressed but merely understood.

Fred is getting a *master's* [degree] in international economics.

Ask for it at your *grocer's* [store].

Wear your oldest shirt and *Levi's* [jeans]. (The trademark *Levi's* is a singular possessive form.)

We have been invited to dinner at the *Furnesses'* [house].

BUT: We always enjoy an evening with the *Furnesses*. (The people themselves are referred to; hence no possessive.)

¶645

NOTE: The possessive form must be used in the following construction in order to keep the comparison parallel.

This year's product line is pulling better than *last year's* [product line].

NOT: This year's product line is pulling better than last year. (Incorrectly compares *product line* with *last year*.)

Inanimate Possessives

645 As a rule, nouns referring to inanimate things should not be in the possessive. Use an *of* phrase instead.

the bottom of the barrel (**NOT:** the barrel's bottom)

the top of the bookcase (**NOT:** the bookcase's top)

the wording of the agreement (**NOT:** the agreement's wording)

the lower level of the terminal (**NOT:** the terminal's lower level)

646 In many common expressions that refer to time and measurements, however, and in phrases implying personification, the possessive form has come to be accepted usage. (See also ¶817a, note.)

one day's notice

a nine days' wonder

an hour's work

two years' progress

the company's assets

the computer's memory

a dollar's worth

several dollars' worth

two cents' worth

at arm's length

New Year's resolutions

this morning's news

a stone's throw

for heaven's sake

for conscience' sake

(see ¶631b)

the earth's atmosphere

in today's world

NOTE: Be sure to distinguish possessive expressions like those above from similar wording where no possessive relation is involved.

two weeks' salary

BUT: two weeks ago, two weeks later, two weeks overdue

I bought *five dollars' worth* of chocolate truffles.

BUT: I found *five dollars lying* on the sidewalk.

Possessives Preceding Verbal Nouns

647 a. When a noun or a pronoun modifies a *gerund* (the *ing* form of a verb used as a noun), the noun or pronoun should be in the possessive.

What would have been the point of *our* asking the speaker any further questions?

(**NOT:** What would have been the point of *us* asking the speaker any further questions?)

NOTE: The use of a possessive form before a gerund can produce a sentence that is grammatically correct but is awkward nonetheless. In such cases reword the sentence.

AWKWARD: He wanted to be reassured about his *children's* being given a ride home.

BETTER: He wanted to be reassured that his children would be given a ride home.

b. Not every noun or pronoun preceding the *ing* form of a verb should be in the possessive form. Compare the following pairs of examples:

What do you think of that *man* lighting a cigarette at the next table? (Here the focus is on the man himself, who is identified by the fact that he is lighting a cigarette.)

What do you think of that *man's* lighting a cigarette at the next table? (Here the focus is on the act of lighting a cigarette close to where you are sitting.)

I heard *you* singing at the party. (Here the emphasis is on *you*, the object of *heard*; *singing* is a participle that modifies *you*.)

I liked *your* singing at the party. (Here the emphasis is on *singing*, a gerund that is the object of *liked*; the pronoun *your* is in the possessive form because it modifies *singing*.)

Our success in this venture depends on *Allen* acting as the coordinator. (This suggests that the success depends on Allen himself rather than on the role he is playing. Even if Allen's role should change, success seems likely as long as he is associated with the project in some way.)

Our success in this venture depends on *Allen's* acting as the coordinator. (This puts the emphasis squarely on Allen's acting in a certain role. If he ceases to function as the coordinator, the venture may not succeed.)

Possessives in *Of* Phrases

- 648** a. The object of the preposition *of* should not ordinarily be in the possessive form, since the *of* phrase as a whole expresses possession. However, possessives are used in a few idiomatic expressions.

Tony and Fiona are good friends of *ours* as well as our *children's*.

Did you know that Polly and Fred are neighbors of the *Joneses's*?

Bobby Busoni is a business associate of *Gordon's*.

That car of *yours* is going to need a new muffler.

The restaurant at the Bradley Inn is a real favorite of *mine*.

- b. Note the difference in meaning in the following phrases:

a statue of Rodin (a statue showing the likeness of the sculptor Rodin)

a statue of Rodin's (a statue created by Rodin)

a controversial view of the President (a view held by someone else)

a controversial view of the President's (a view held by the President)

- c. Avoid adding the sign of the possessive to an *of* phrase.

AWKWARD: *A friend of mine's house* burned down last night.

BETTER: *The house of a friend of mine* burned down last night.

AWKWARD: *One of my friends' son* has been named a Rhodes scholar.

BETTER: *The son of one of my friends* has been named a Rhodes scholar.

AWKWARD: I just found out that *the director of our training program's husband* is the chief information officer of your company.

BETTER: I just found out that *the husband of the director of our training program* is the chief information officer of your company.

NOTE: Attaching the sign of the possessive to an *of* phrase can sometimes create humorous confusion in addition to awkwardness.

CONFUSING: You must negotiate the purchase price with the owner of the horse's wife.

CLEAR: You must negotiate the purchase price of the horse with the owner's wife.

Possessives Modifying Possessives

- 649** Avoid attaching a possessive form to another possessive. Change the wording if possible.

AWKWARD: I have not yet seen the *utility company's lawyer's* petition.

BETTER: I have not yet seen the petition of the *utility company's lawyer*.

¶650

Possessives in Holidays

650 a. Possessives in names of holidays are usually singular.

New Year's Eve

Valentine's Day

BUT: Presidents' Day

Lincoln's Birthday

Saint Patrick's Day

April Fools' Day

Mother's Day

Father's Day

All Saints' Day

b. Some holiday names contain a plural form rather than a plural possessive; for example: *Armed Forces Day*, *Veterans Day*, *United Nations Day*.

c. The celebration that used to be called *Secretary's Day* is now called *Administrative Professionals Day* (with no apostrophe).

Possessives in Place Names

651 Place names that contain a possessive form typically do not use an apostrophe.

Dobbs Ferry, New York

Grants Pass, Oregon

Pikes Peak, Colorado

Colts Neck, New Jersey

Howards Grove, Wisconsin

Saint Catharines, Ontario

Devils Lake, North Dakota

Kings Point, New York

Toms River, New Jersey

BUT: Devil's Island

Loves Park, Illinois

Travelers Rest, South Carolina

Farmers Branch, Texas

BUT: Martha's Vineyard

No Mans Land, Massachusetts

Miscellaneous Expressions

652 A number of common expressions contain possessive forms.

athlete's foot

proofreaders' mark

traveler's check

lovers' lane

collector's item

workers' compensation (see ¶809a, note)

baker's dozen

writer's block

cook's tour

Adam's apple

dean's list

no man's land

visitor's permit

witches' brew

seller's market

women's room

BUT: farmers' market**BUT:** woman's rights

finder's fee

states' rights

dog's life

BUT: state's evidence

cat's-paw

citizen's arrest

rabbit's foot

BUT: citizens band

bull's-eye

teacher's pet

lion's share

BUT: teachers college

NOTE: Although a number of states now issue *drivers licenses* (without an apostrophe), the preferred form remains *driver's licenses*.

➤ For the plural forms of expressions like these, see ¶612d.

Section 7

Spelling

Spelling Guides (§§701–718)

When a Final Consonant Is Doubled (§§701–702)

When a Final Consonant Is Not Doubled (§§703–706)

Final Silent *E* (§§707–709)

When Final *Y* Is Changed to *I* (§§710–711)

EI and *IE* Words (§712)

Words Ending in *ABLE* and *IBLE* (§713)

Words Ending in *ANT*, *ANCE*, *ENT*, and *ENCE* (§714)

Words Ending in *IZE*, *ISE*, and *YZE* (§715)

Words Ending in *CEDE*, *CEED*, and *SEDE* (§716)

Words Ending in *C* (§717)

Words With Diacritical Marks (§718)

Words That Sound Alike or Look Alike (§719)

Troublesome Words (§720)

➤ *For definitions of grammatical terms, see the appropriate entries in the Glossary of Grammatical Terms (Appendix D).*

Section 7 offers three kinds of assistance: §§701–718 present the basic guidelines for correct spelling; §719 provides a list of look-alike and sound-alike words for review and fast reference; §720 presents a list of troublesome words.

The authority for spelling in this manual is the 2003 printing of *Merriam-Webster's Collegiate Dictionary*, Eleventh Edition. Whenever two spellings are allowable, only the first form is usually given here.

NOTE: The dictionaries and spell checkers that are built into word processing software may not always agree with the dictionary that serves as the authority for spelling in this manual. A spell checker will flag any word not listed in its own dictionary or in a supplemental dictionary you create, even if the word is spelled correctly. Reduce the number of “false alarms” by expanding your dictionary to include frequently used terms and names. In addition, always proofread carefully since no spell checker will flag words spelled correctly but used incorrectly. (See §1202b.) For example, if you write “Summer is our *peek* season for swimwear,” the spell checker will not question *peek* because it is spelled correctly. You will have to find the error yourself or suffer the embarrassing consequences.

¶701

Spelling Guides

When a Final Consonant Is Doubled

701 When a word of one syllable ends in a single consonant (*bag*) preceded by a single vowel (*ba*g), double the final consonant before a suffix beginning with a vowel (*bagge*) or before the suffix *y* (*baggy*). (See ¶703.)

rub	rub <u>bed</u>	swim	swim <u>mer</u>	stop	stop <u>ped</u>
glad	glad <u>den</u>	skin	skin <u>ny</u>	slip	slip <u>page</u>
if	if <u>fy</u>	clan	clan <u>ish</u>	star	star <u>ring</u>
fog	fog <u>gy</u>	run	run <u>ning</u>	bet	bet <u>tor</u>

EXCEPTIONS:

yes	yeses	dew	dewy	tax	taxing
bus	buses	bow	bowed	fax	faxed
gas	gases	sew	sewing	box	boxy

NOTE: When a one-syllable word ends in *y* preceded by a single vowel, do not double the *y* before a suffix beginning with a vowel. (See ¶711.)

pay	payee	joy	joyous	toy	toying
key	keyed	boy	boyish	buy	buyer

702 When a word of more than one syllable ends in a single consonant (*refer*) preceded by a single vowel (*refe*r) and the accent falls on the last syllable of the root word (*refer*), double the final consonant before a suffix beginning with a vowel (*referred*). (See ¶704.)

forbid	forbid <u>den</u>	begin	begin <u>ning</u>	infer	in <u>ferred</u>
unclog	unclog <u>ged</u>	unzip	unzip <u>ped</u>	occur	oc <u>curring</u>
retag	retag <u>ging</u>	concur	con <u>current</u>	regret	regre <u>ttable</u>
control	control <u>ler</u>	defer	de <u>fering</u>	admit	admit <u>ting</u>

EXCEPTIONS (see ¶711):

display	display <u>ing</u>	obey	obey <u>ed</u>	enjoy	enjoy <u>able</u>
---------	--------------------	------	----------------	-------	-------------------

NOTE: When a suffix beginning with a vowel is added, do not double the final consonant if the accent *shifts* from the second syllable.

refer	re <u>ferred</u>	prefer	pre <u>ferred</u>	transfer	trans <u>ferred</u>
BUT:	reference	BUT:	pre <u>ferable</u>	BUT:	trans <u>ferree</u>

When a Final Consonant Is Not Doubled

703 When a word of one syllable ends in a single consonant (*bad*) preceded by a single vowel (*ba*d), do not double the final consonant before a suffix beginning with a *consonant* (*badly*).

glad	glad <u>ness</u>	star	star <u>dom</u>	play	play <u>ful</u>
ten	ten <u>fold</u>	wit	wit <u>less</u>	joy	joy <u>fully</u>
ship	ship <u>ment</u>	flag	flag <u>ship</u>	boy	boy <u>hood</u>

704 When a word of more than one syllable ends in a single consonant (*benefit*) preceded by a single vowel (*benefi*t) and the accent *does not* fall on the last syllable of the root word (*benefit*), *do not* double the final consonant before a suffix beginning with a vowel (*benefited*).

catalog	cataloged, cataloging	differ	differed, different
total	totaled, totaling	credit	credited, creditor
cancel	canceled, canceling	profit	profited, profiting
	BUT: cancellation	benefit	benefited, benefiting
worship	worshiped, worshiper	borrow	borrowed, borrowing
gossip	gossiped, gossiping	index	indexed, indexing

EXCEPTIONS:

program	programm <u>e</u> d, programm <u>i</u> ng	outfit	outfitt <u>e</u> d, outfitt <u>i</u> ng
format	formatt <u>e</u> d, formatt <u>i</u> ng	kidnap	kidnapp <u>e</u> d, kidnapp <u>i</u> ng
diagram	diagram <u>m</u> ed, diagram <u>m</u> ing	handicap	handicapp <u>e</u> d, handicapp <u>i</u> ng

705 When a word of one or more syllables ends in a single consonant (cloud, repeat) preceded by more than one vowel (cloud, repeat), do not double the final consonant before any suffix (cloudless, repeating).

gain	gain <u>ful</u>	bias	bi <u>as</u> ed	wool	wool <u>e</u> n
haul	haul <u>ing</u>	chief	chief <u>ly</u>		BUT: wool <u>ly</u>
dream	dream <u>y</u>	riot	riot <u>ous</u>	loud	loud <u>ness</u>
cheer	cheer <u>y</u>	broad	broad <u>ly</u>	equal	equal <u>ed</u>
deceit	deceit <u>ful</u>	poet	poet <u>ic</u>	duel	duel <u>ing</u>
feud	feud <u>al</u>	toil	toil <u>some</u>	buoy	buoy <u>ant</u>

EXCEPTIONS:

equip	equipp <u>e</u> d, equipp <u>i</u> ng	BUT: equipment	quit	quit <u>ting</u>
quiz	quizz <u>e</u> d, quizz <u>i</u> ng, quizz <u>i</u> cal		squat	squat <u>ter</u>

706 When a word of one or more syllables ends with more than one consonant (work, detach), do not double the final consonant before any suffix (workday, detached).

comb	comb <u>ing</u>	back	back <u>ward</u>	shirr	shirr <u>ing</u>
hand	hand <u>y</u>	curl	curl <u>y</u>	mass	mass <u>ive</u>
self	self <u>ish</u>	warm	warm <u>ly</u>	slant	slant <u>wise</u>
swing	swing <u>ing</u>	return	return <u>ed</u>	jinx	jinx <u>ed</u>
wish	wish <u>ful</u>	harp	harp <u>ing</u>	blitz	blitz <u>ing</u>

NOTE: Words ending in *ll* usually retain both consonants before a suffix. However, when adding the suffix *ly*, drop one *l* from the root word. When adding the suffix *less* or *like*, insert a hyphen between the root and the suffix to avoid three *l*'s in a row.

skill	skill <u>ful</u>	full	ful <u>ly</u>	hull	hull- <u>less</u>
install	install <u>ment</u>	dull	dul <u>ly</u>	shell	shell- <u>like</u>

Final Silent E

707 a. Words ending in silent *e* usually *drop* the *e* before a suffix beginning with a vowel.

sale	sal <u>able</u>	sense	sensib <u>le</u>	propose	proposi <u>tion</u>
size	siz <u>able</u>	argue	argu <u>ing</u>	execute	executi <u>ve</u>
store	stor <u>age</u>	issue	issu <u>ing</u>	sincere	sincerit <u>y</u>
arrive	arriv <u>al</u>	blue	blu <u>ish</u>	desire	desir <u>ous</u>
accuse	accusati <u>on</u>	true	tru <u>ism</u>	use	usu <u>al</u>

Continued on page 196

¶708

EXCEPTIONS:

agree	<u>agreeing</u>	mile	<u>mileage</u>	dye	<u>dyeing</u>
see	<u>seeing</u>	acre	<u>acreage</u>	eye	<u>eyeing</u>
puree	<u>pureeing</u>	line	<u>lineage</u>	canoe	<u>canoeing</u>
sauté	<u>sautéing</u>	segue	<u>segueing</u>	queue	<u>queueing</u>

b. Words ending in silent *e* usually drop the *e* before the suffix *y*.

ease	<u>easy</u>	ice	<u>icy</u>	edge	<u>edgy</u>
chance	<u>chancy</u>	bounce	<u>bouncy</u>	range	<u>rangy</u>

EXCEPTIONS:

cage	<u>cagey</u>	dice	<u>dicey</u>	price	<u>pricey</u>
------	--------------	------	--------------	-------	---------------

c. Words ending in *ce* or *ge* usually retain the *e* before a suffix beginning with *a* or *o* (so as to preserve the soft sound of the *c* or *g*).

enforce	<u>enforceable</u>	trace	<u>traceable</u>	change	<u>changeable</u>
notice	<u>noticeable</u>	advantage	<u>advantageous</u>	knowledge	<u>knowledgeable</u>
replace	<u>replaceable</u>	courage	<u>courageous</u>	manage	<u>manageable</u>
service	<u>serviceable</u>	outrage	<u>outrageous</u>	marriage	<u>marriageable</u>

EXCEPTIONS:

pledge	<u>pledgor</u>	mortgage	<u>mortgagor</u>
--------	----------------	----------	------------------

NOTE: Before suffixes beginning with *i*, the *e* is usually dropped.

force	<u>forcible</u>	college	<u>collegial</u>	age	<u>aging</u>
reduce	<u>reducible</u>	finance	<u>financial</u>	enforce	<u>enforcing</u>

EXCEPTIONS:

singe	<u>singeing</u>	tinge	<u>tingeing</u>	age	<u>ageism</u>
-------	-----------------	-------	-----------------	-----	---------------

708 Words ending in silent *e* usually *retain* the *e* before a suffix beginning with a consonant.

hope	<u>hopeful</u>	manage	<u>management</u>	trouble	<u>troublesome</u>
care	<u>careless</u>	like	<u>likeness</u>	nine	<u>ninety</u>
sincere	<u>sincerely</u>	flame	<u>flameproof</u>	edge	<u>edgewise</u>

EXCEPTIONS:

wise	<u>wisdom</u>	true	<u>truly</u>	argue	<u>argument</u>
awe	<u>awful</u>	due	<u>duely</u>	judge	<u>judgment</u>
nine	<u>ninth</u>	gentle	<u>gently</u>	acknowledge	<u>acknowledgment</u>
whole	<u>wholly</u>	subtle	<u>subtly</u>	abridge	<u>abridgment</u>

709 Words ending in *ie* change the *ie* to *y* before adding *ing*.

die	<u>dying</u>	tie	<u>tying</u>	lie	<u>lying</u>
-----	--------------	-----	--------------	-----	--------------

When Final *Y* Is Changed to *I*

710 a. Words ending in *y* preceded by a consonant change the *y* to *i* before most suffixes.

vary	<u>variable</u>	fly	<u>flier</u>	likely	<u>likelihood</u>
custody	<u>custodial</u>	easy	<u>easier</u>	ordinary	<u>ordinarily</u>
Italy	<u>Italian</u>	heavy	<u>heaviest</u>	accompany	<u>accompaniment</u>
defy	<u>defiant</u>	fifty	<u>fiftieth</u>	happy	<u>happiness</u>
carry	<u>carried</u>	fancy	<u>fanciful</u>	fallacy	<u>fallacious</u>

EXCEPTIONS:

dry	<u>dryly</u>	shy	<u>shyly</u>	country	<u>countrywide</u>
-----	--------------	-----	--------------	---------	--------------------

b. Words ending in *y* preceded by a consonant usually retain the *y* when the suffix begins with *i*.

try	<u>trying</u>	thirty	<u>thirtyish</u>	lobby	<u>lobbyist</u>
crony	<u>cronyism</u>	fogy	<u>fogyish</u>	copy	<u>copyist</u>

EXCEPTIONS:

academy	<u>academic</u>	economy	<u>economic</u>	symphony	<u>symphonic</u>
---------	-----------------	---------	-----------------	----------	------------------

711 Words ending in *y* preceded by a vowel usually retain the *y* before any suffix.

okay	<u>okayed</u>	convey	<u>conveyance</u>	employ	<u>employable</u>
clay	<u>clayey</u>	obey	<u>obeying</u>	joy	<u>joyful</u>
display	<u>displaying</u>	survey	<u>surveyor</u>	buy	<u>buyer</u>

EXCEPTIONS:

pay	<u>paid</u>	day	<u>daily</u>	gay	<u>gaily</u>
lay	<u>laid</u>	say	<u>said</u>	slay	<u>slam</u>

EI and IE Words

712 According to the old rhyme:

Put *i* before *e*

Except after *c*

Or when sounded like *a*

As in *neighbor* and *weigh*.

I Before E

believe	brief	field	niece	BUT: either	height
relieve	chief	wield	piece	neither	leisure
belief	thief	yield	anxiety	seize	foreign
relief	friend	view	variety	weird	caffeine
grieve	sieve	lien	achieve	feisty	protein

After C

deceive	receive	conceive	perceive	BUT: ancient	species
deceit	receipt	conceit	ceiling	science	financier

Sounded Like A

freight	their	eight	vein	heinous	surveillance
weight	heir	beige	feign	feint	spontaneity
sleigh	skein	deign	reign	rein	chow mein

Words Ending in ABLE and IBLE

713 a. The ending *able* is more commonly used.

admirable	dispensable	movable	salable
advisable	doable	payable	transferable
changeable	knowledgeable	probable	unmistakable
dependable	likable	reasonable	usable
desirable	measurable	receivable	valuable

➤ For guidelines on dropping or retaining silent *e* before the ending, see ¶707.

Continued on page 198

¶ 714

b. However, a number of frequently used words end in *ible*.

accessible	deductible	irresistible	responsible
admissible	eligible	legible	sensible
compatible	feasible	negligible	susceptible
convertible	flexible	permissible	terrible
credible	irrepressible	possible	visible

Words Ending in *ANT*, *ANCE*, *ENT*, and *ENCE*

714 Words ending in *ant*, *ance*, *ent*, and *ence* follow no clear-cut pattern. Therefore, consult a dictionary when in doubt.

account <u>ant</u>	acquaint <u>ance</u>	depend <u>ent</u>	confid <u>ence</u>
defend <u>ant</u>	assist <u>ance</u>	eminent	exper <u>ience</u>
descend <u>ant</u>	attend <u>ance</u>	perman <u>ent</u>	intellig <u>ence</u>
exorbit <u>ant</u>	guid <u>ance</u>	persist <u>ent</u>	occurre <u>nce</u>
irrelev <u>ant</u>	mainten <u>ance</u>	preval <u>ent</u>	refer <u>ence</u>
resist <u>ant</u>	relev <u>ance</u>	strid <u>ent</u>	subsist <u>ence</u>

Words Ending in *IZE*, *ISE*, and *YZE*

715 a. Most of these words end in *ize*.

apologize	criticize	minimize	realize	summarize
authorize	economize	organize	recognize	vandalize
characterize	emphasize	prize	specialize	visualize

b. A number of common words end in *ise*.

advertise	comprise	disguise	franchise	supervise
advise	compromise	enterprise	improvise	surmise
apprise	concise	excise	merchandise	surprise
arise	despise	exercise	paradise	televise
chastise	devise	expertise	revise	treatise

c. Only a few words end with *yz*.

analyze	catalyze	paralyze
---------	----------	----------

Words Ending in *CEDE*, *CEED*, and *SEDE*

716 a. Most words ending with the sound of "seed" are spelled *cede*: *precede*, *secede*, *recede*, *concede*, *accede*, *intercede*.

b. Only *three* words end in *ceed*: *exceed*, *proceed*, *succeed*. (Note, however, that derivatives of these three words are spelled with only one *e*: *excess*, *procedure*, *success*.)

c. Only *one* word ends in *sede*: *supersede*.

Words Ending in *C*

717 Words ending in *c* usually take the letter *k* before a suffix so as to preserve the hard sound of the *c*.

mimic	mimicked, mimicking BUT: mimicry
panic	panicked, panicking, panicky
picnic	picnicked, picnicking, picnicker
shellac	shellacked, shellacking
traffic	trafficked, trafficking
BUT: arc	arced, arcing
spec	specced, speccing

Words With Diacritical Marks

718 Many French words are now considered part of the English language and no longer require italics or underlining (see ¶287). Some of these words still retain diacritical marks from the French form. If you are using software with special character sets, you can access these diacritical marks. Otherwise, you will have to insert them by hand.

- a. Acute Accent.** An acute accent (´) over the letter *e* (*é*) signifies that the letter is to be pronounced *ay* (as in *may*). Moreover, it signifies that at the end of a word the letter *é* is to be pronounced as a separate syllable.

attaché	detente	habitué	Estée Lauder
blasé	éclat	née	Fabergé
café	élan	outré	L'Oréal
cliché	entrée	passé	Nescafé
communiqué	exposé	précis	BUT: <i>matinee</i>
consommé	fiancé (m.)	risqué	<i>melee</i>
crudités	fiancée (f.)	touché	<i>puree</i>

A few words call for two acute accents:

résumé	protégé	décolleté	déclassé
--------	---------	-----------	----------

NOTE: The word *forte* does not have an acute accent over the *e*. It is pronounced *FOR-tay* only when it refers to a musical direction (meaning "loud"). When *forte* means "one's strong point," it should be pronounced as one syllable—*FORT*.

- b. Grave Accent.** A few French expressions retain a grave accent (`).

à la carte	vis-à-vis	crèche	pièce de résistance
à la mode	pied-à-terre	voilà	cause célèbre

- c. The Circumflex.** A few phrases derived from the French retain a circumflex (^).

maitre d'hôtel	raison d'être	pâte	papier-mâché
table d'hôte	tête-à-tête	bête noire	BUT: <i>fete</i>

Words That Sound Alike or Look Alike

719 The following list contains two types of words: (a) words that are pronounced *exactly alike* though spelled differently, and (b) words that look and sound *somewhat alike*.

➤ For additional words that are frequently confused, see Section 11.

accede to comply with; to give

consent

exceed to surpass

accent stress in speech or
writing

ascent act of rising

assent consent

accept to take; to receive

except (v.) to exclude; (prep.)

excluding (see page 326)

access admittance

excess surplus

ad short for *advertisement*

add to join

adapt to adjust

adept proficient

adopt to choose

addenda (see *agenda*)

addition something added

edition one version of a printed

work

719

- adherence** attachment
adherents followers
- ado** making a fuss over trivial details (as in *much ado about nothing*)
adieu farewell (see page 312)
adopt (see *adapt*)
- adverse** harmful; hostile; unfavorable (see page 313)
averse opposed (to)
- advice** (n.) information; recommendation
advise (v.) to recommend; to give counsel
- affect** to influence; to change; to assume (see page 313)
effect (n.) result; impression; (v.) to bring about
- agenda** list of things to do
addenda additional items
- aid** (n.) a form of help; (v.) to help
aide an assistant
- ail** to be in ill health
ale a drink much like beer
- air** atmosphere
heir one who inherits
err to make a mistake
- aisle** (see *isle*)
- allot** to assign or distribute a share of something (see page 312)
a lot a great deal (**NOT**: alot)
- allowed** permitted
aloud audibly
- allusion** an indirect reference
illusion an unreal vision; misapprehension
delusion a false belief
elusion adroit escape
- almost** nearly (see page 314)
all most all very much
- already** previously (see page 314)
all ready all prepared
- altar** part of a church
alter to change
- alternate** (n.) substitute; (v.) to take turns
alternative (n.) one of several things from which to choose
- altogether** entirely (see page 314)
all together everyone in a group
- always** at all times (see page 314)
all ways all means or methods
- annual** yearly
annul to cancel
- ante-** a prefix meaning "before"
anti- a prefix meaning "against"
- antecedence** priority
antecedents preceding things; ancestors
- anyone** anybody (see ¶1010)
any one any one person in a group
- anyway** in any case (see page 315)
any way any method
- apportion** (see *portion*)
- appraise** to set a value on (see page 315)
apprise to inform
- arc** something arched or curved
ark a ship; a place of protection
- are** (see *hour*)
- area** surface; extent
aria a melody
arrears that which is due but unpaid
- arrange** to put in order
arraign to call into court
- ascent** (see *accent*)
- assay** to test, as an ore
essay (n.) a treatise; (v.) to attempt
- assent** (see *accent*)
- assistance** help
assistants those who help
- assure** (see *ensure*)
- ate** past tense of *eat*
eight the numeral 8
- attain** to gain; to achieve
attend to be present at
- attendance** presence
attendants escorts; followers; companions; associates
- ought** (see *ought*)
- averse** (see *adverse*)
- awhile** (adv.) for a short time (see page 316)
a while (phrase) a short period of time
- bail** (n.) security; the handle of a pail; (v.) to dip water
bale a bundle
- baited** past tense of *bait*
bated restrained (as in *bated breath*)
- baloney** nonsense
bologna smoked sausage
- bare** (adj.) naked; empty; (v.) to expose
bear (n.) an animal; (v.) to carry; to produce; to endure (as in *grin and bear it*)
- base** (n.) foundation; (adj.) mean
bass a fish (rhymes with *mass*); lower notes in music (pronounced like *base*)
- bases** plural of *base* and of *basis*
basis foundation
- bated** (see *baited*)
- bazaar** (see *bizarre*)
- bear** (see *bare*)
- beat** (n.) throb; tempo; (v.) to strike
beet a vegetable
- berry** a fruit
bury to submerge; to cover over
- berth** a bed
birth being born
- beside** by the side of; separate from (see page 317)
besides in addition to; also

- better** (adj.) greater than; more effective; (adv.) to a greater degree
- bettor** one who bets
- bibliography** list of writings pertaining to a given subject or author
- biography** written history of a person's life
- billed** charged
- build** to construct
- birth** (see *berth*)
- bizarre** fantastic; extravagantly odd
- bazaar** a place for selling goods
- blew** past tense of *blow*
- blue** a color
- block** (n.) a solid piece of material; (v.) to obstruct
- bloc** an interest group pursuing certain political or economic goals (as in *bloc voting*)
- board** a piece of wood; an organized group; meals
- bored** penetrated; wearied
- boarder** one who pays for meals and often for lodging as well
- border** edge
- bolder** more daring
- boulder** a large rock
- bologna** (see *baloney*)
- born** brought into life
- borne** carried; endured
- bouillon** (see *bullion*)
- boy** a male child
- buoy** a float
- brake** (n.) a retarding device; (v.) to retard
- break** (n.) an opening; a fracture; (v.) to shatter; to divide
- bread** food
- bred** brought up
- breath** respiration
- breathe** to inhale and exhale
- breadth** width
- bridal** concerning the bride or the wedding
- bridle** (n.) means of controlling a horse; (v.) to take offense
- broach** to open; to introduce
- brooch** ornament
- build** (see *billed*)
- bullion** uncoined gold or silver
- bouillon** broth
- buoy** (see *boy*)
- bury** (see *berry*)
- cache, cachet** (see *cash*)
- calendar** a record of time
- calender** a machine used in finishing paper and cloth
- colander** a strainer
- callous** (adj.) hardened, unfeeling
- callus** (n.) a hardened surface
- cannot** usual form (meaning "to be unable")
- can not** two words in the phrase *can not only* (where *can* means "to be able")
- canon** a body of rules or standards
- cannon** a piece of artillery
- canvas** (n.) a coarse cloth
- canvass** (v.) to solicit
- capital** (n.) city serving as the seat of government; a principal sum of money; a large-sized letter; (adj.) chief; foremost; punishable by death
- capitol** the building in which a state legislative body meets
- Capitol** the building in which the U.S. Congress meets
- careen** to lurch; to sway from side to side
- career** (v.) to move at top speed
- caret** a wedge-shaped mark (^)
- carat** a unit of weight for precious stones
- karat** a unit of fineness for gold
- carton** a pasteboard box
- cartoon** a caricature
- cash** ready money
- cache** a hiding place
- cachet** a mark of approval
- casual** incidental; informal
- causal** causing
- cease** to stop
- seize** to grasp
- cede** to grant; to give up
- seed** that from which anything is grown
- ceiling** top of a room; any overhanging area
- sealing** closing
- cell** (see *sell*)
- cellar** (see *seller*)
- censor** (n.) an official who examines documents and deletes objectionable material; (v.) to examine in order to delete anything considered objectionable
- sensor** a device that detects a change (for example, in motion, light, heat, sound, or pressure)
- censure** (n.) condemnation; reprimand; (v.) to criticize; to find fault with
- census** statistics of population
- senses** mental faculties
- cent** (see *scant*)
- cereal** food made from grain
- serial** (adj.) arranged in a series; (n.) a work appearing in parts at intervals
- cession** a yielding
- session** the sitting of a court or other body
- choose** to select
- chose** did choose (past tense of *choose*)
- chews** masticates
- chord** combination of musical tones (as in *to strike a responsive chord*)
- cord** string or rope (as in *vocal cord, spinal cord*)
- chute** (see *shoot*)

719

cite (v.) to quote; to summon

sight a view; vision

site a place

click a slight, sharp noise

clique an exclusive group

cliché a trite phrase

climatic referring to climate

climactic referring to a climax

clothes garments

cloths fabrics

close (n.) the end; (v.) to shut

coarse rough; common

course direction; action; a way;
part of a meal

colander (see *calendar*)

collision a clashing

collusion a scheme to defraud

colonel military rank below
general

kernel seed; germ; essential part

coma an unconscious state

comma a mark of punctuation

command (n.) an order; (v.) to
order

commend to praise; to entrust

commence (v.) to begin

comments (n.) remarks

complement something that
completes

compliment (n.) a flattering
remark; (v.) to praise
(see page 319)

comprehensible understandable

comprehensive extensive

comptroller term used for a
financial officer in
government

controller term used for a finan-
cial officer in business

concur to agree

conquer to overpower

confidant a friend; an adviser
(feminine form: *confidante*)

confident sure; positive

confidently certainly; positively

confidentially privately

conquer (see *concur*)

conscience (n.) the sense of
right and wrong

conscious (adj.) cognizant;
sensible; aware

conservation preservation

conversation a talk

consul (see *council*)

consular (see *councillor*)

continual occurring steadily but
with occasional breaks

continuous uninterrupted;
unbroken

cooperation working together

corporation a form of business
organization

cord (see *chord*)

core the central part; the heart

corps a group of persons with a
common activity

corporation (see *cooperation*)

correspondence letters

correspondents those who write
letters; journalists

corespondents certain parties in
divorce suits

costume dress

custom habit

council an assembly

counsel (n.) an attorney; advice;
(v.) to give advice

consul a foreign representative

councillor a member of a council

counselor one who advises

consular (adj.) of a consul

course (see *coarse*)

courtesy a favor; politeness

curtesy a husband's life interest
in the lands of his deceased
wife

curtsy a gesture of respect

credible believable

creditable meritorious; deserving
of praise

credulous ready to believe

critic one who makes judgments

critique (n.) a critical assessment;
(v.) to judge; to evaluate

criticize to judge negatively

cue a hint

queue a line of people

currant a berry

current (adj.) belonging to the
present; (n.) a flow of water
or electricity

curser one who curses

cursor a symbol used as a pointer
on a computer screen

curtesy, curtsy (see *courtesy*)

custom (see *costume*)

dairy source of milk products

diary daily record

deceased dead

diseased sick

decent proper; right

descent going down

dissent disagreement

decree a law

degree a grade; a step

deduce to infer

deduct to subtract

defer to put off

differ to disagree

deference respect; regard for
another's wishes

difference dissimilarity;
controversy

definite distinct; certain;
unquestionable

definitive authoritative; providing
a final answer

defuse to make less harmful
(as in *to defuse tensions*)

diffuse (v.) to spread; (adj.)
wordy; badly organized

degree (see *decree*)

deluded deceived

diluted thinned out; watered
down

delusion (see *allusion*)

deposition a formal written
statement

disposition temper; disposal

depraved morally debased

deprived taken away from

deprecate to belittle
depreciate to lessen in value

descent (see *decent*)

desert (n.) barren land; (plural)
 a deserved reward (as in *just deserts*); (v.) to abandon

dessert the last course of a meal

desolate lonely; sad
dissolute loose in morals

detract to take away from
distract to divert the attention of

device (n.) a contrivance
devise (v.) to plan; to convey real estate by will

dew (see *do*)

diary (see *dairy*)

die (n.) mold; (v.) to cease living
dye (n.) that which changes the color of; (v.) to change the color of

differ (see *defer*)

difference (see *deference*)

diffuse (see *defuse*)

diluted (see *deluded*)

disapprove to withhold approval
disprove to prove the falsity of

disassemble to take apart
dissemble to disguise; to feign

disburse to pay out
disperse to scatter

discreet prudent
discrete distinct; separate

diseased (see *deceased*)

disingenuous (see *ingenious*)

disinterested unbiased; impartial
uninterested bored; unconcerned

disperse (see *disburse*)

disposition (see *deposition*)

disprove (see *disapprove*)

dissemble (see *disassemble*)

dissent (see *decent*)

dissolute (see *desolate*)

distract (see *detract*)

divers (adj.) various or sundry;
 (n.) plural of *diver*

diverse different

do to perform
due owing
dew moisture

done finished
dun to demand payment

dose a measured quantity
doze to sleep lightly

dual double
duel a combat

duck (n.) a water bird; (v.) to avoid

ducked avoided
duct pipe or tube (as in *duct tape*)

due (see *do*)

dun (see *done*)

dye (see *die*)

dying near death
dyeing changing the color of

edition (see *addition*)

effect (see *affect*)

eight (see *ate*)

elapse (see *lapse*)

elicit to draw forth
illicit unlawful

eligible qualified
illegible unreadable

elusion (see *allusion*)

elusive baffling; hard to catch
ilusive misleading; unreal
allusive alluding to; hinting at

emerge to rise out of
immerge to plunge into

emigrate to go away from a country

immigrate to come into a country

eminent well-known; prominent
imminent threatening; impending
immanent inherent; residing within

emanate to originate from; to come out of

en route (see *roof*)

ensure to make certain (see page 323)

insure to protect against loss
assure to give confidence to someone

envelop (v.) to cover; to wrap
envelope (n.) a wrapper for a letter

equable even; tranquil
equitable just; right

erasable capable of being erased
irascible quick-tempered

err (see *air*)

especially to an exceptional degree
specially particularly, as opposed to generally

essay (see *assay*)

everyday ordinary (see page 325)
every day each day

everyone each one (see ¶1010)
every one each one in a group

ewe (see *you*)

exalt to glorify
exult to be joyful

exceed (see *accede*)

except (see *accept*)

excess (see *access*)

expand to increase in size
expend to spend

expansive capable of being expanded
expensive costly

expatriates those who no longer live in their native land
ex-patriots those who no longer support their country

¶ 719

expend (see *expand*)

expiate to atone for

expatiate to enlarge on

explicit clearly expressed

implicit implied

extant still existing

extent measure

exult (see *exalt*)

facet aspect

faucet a tap

facetious witty

factitious artificial

fictitious imaginary

facilitate to make easy

felicitate to congratulate

facility ease

felicity joy

faint (adj.) weak; (v.) to pass out

feint a trick; a deceptive move

fair (adj.) favorable; just; (n.) an exhibit

fare (n.) cost of travel; food; (v.) to go forth

farther at a greater distance, referring to *actual* distance (see page 326)

further to a greater extent or degree, referring to *figurative* distance; moreover

faucet (see *facet*)

faze to disturb (as in *doesn't faze me a bit*)

phase a stage of development (as in *going through a phase*)

feet plural of *foot*

feat an act of skill or strength

feint (see *faint*)

felicitate (see *facilitate*)

felicity (see *facility*)

fictitious (see *facetious*)

filet (mignon) a slice of beef tenderloin

fillet a ribbon or narrow strip

finale the end

finally at the end

finely in a fine manner

fineness delicacy

finesse tact

fir a tree

fur skin of an animal

fiscal (see *physical*)

flack (n.) one who provides publicity; (v.) to provide publicity

flak literally, debris from exploding anti-aircraft shells; criticism (as in *to take a lot of flak*)

flair aptitude

flare a light; a signal

flaunt to display showily

flout to treat with contempt

flew did fly

flue a chimney

flu short for *influenza*

flounder to move clumsily

founder to collapse; to sink; one who establishes something

flour finely milled wheat

flower blossom

flout (see *flaunt*)

flu, flue (see *flew*)

for a preposition

fore first; preceding; the front

four the numeral 4

forbear to bear with

forebear an ancestor

foreword (see *forward*)

forgo to relinquish; to let pass

forego to go before

formally in a formal manner

formerly before

fort a fortified place

forte (n.) area where one excels; (adv.) loud (musical direction; see ¶718a, note)

forth away; forward

fourth next after third

forward ahead

foreword preface

foul unfavorable; unclean

fowl a bird

founder (see *flounder*)

four (see *for*)

fourth (see *forth*)

fur (see *fir*)

further (see *farther*)

gaff hook; ordeal; rough treatment

gaffe blunder

gage pledge; token of defiance

gauge measuring device

genius talent

genus a classification in botany or zoology

gibe (n.) a sarcastic remark; (v.) to scoff at

jibe to agree

gourmet a connoisseur of food and drink

gourmand a person who eats and drinks to excess

grate (n.) a frame of bars (as in a fireplace); (v.) to scrape; to irritate

great large; magnificent

grisly gruesome

grizzly (n.) a large brown bear; (adj.) grayish

guarantee an assurance of some kind

guaranty a promise to answer for another's debt

guessed past tense of *guess*

guest visitor

hail (n.) a shower of icy pellets; (v.) to call out to (as in *to hail a cab*)

hale (adj.) healthy

hair a slender outgrowth from the skin (as in *a hair's breadth*)

hare a rabbit (as in *harebrained*)

hall a corridor

haul to drag

hangar a building used for storing and repairing aircraft

hanger a device from which something (like clothing) can be hung

hare (see *hair*)

haul (see *hall*)

heal to cure
heel part of a foot or a shoe
healthful promoting health (e.g., a *healthful* food)
healthy being in good health (e.g., a *healthy* person)
hear to perceive by ear (as in *Hear, heart!*)
here in this place
heard past tense of *hear*
herd a group of animals
heir (see *air*)
higher at a greater height
hire to employ; to use someone's services
hoard (n.) a hidden supply; (v.) to hide a supply
horde a crowd or throng
hoarse harsh or rough in sound
horse a large animal
holy sacred
holey full of holes
wholly entirely
holly a tree
hour sixty minutes
our belonging to us
are a form of *to be* (as in *we are, you are, they are*)
human pertaining to humanity
humane kindly
hypercritical overcritical
hypocritical pretending to be virtuous
ideal a standard of perfection
idle unoccupied; without worth
idol object of worship
idyll a description of rural life
illegible (see *eligible*)
illicit (see *elicit*)
illusion (see *allusion*)
illusiv (see *elusive*)
imitate to resemble; to mimic
intimate (adj.) innermost; familiar; (v.) to hint; to make known

immanent (see *eminent*)
immerge (see *emerge*)
immigrate (see *emigrate*)
imminent (see *eminent*)
implicit (see *explicit*)
imply to suggest (see page 329)
infer to deduce; to guess; to conclude
inane senseless
insane of unsound mind
incidence range of occurrence
incidents occurrences; happenings
incinerate to burn
insinuate to imply
incite (v.) to arouse
insight (n.) understanding
indict to charge with a crime
indite to compose; to write
indifferent without interest (see page 330)
in different *in* (preposition) + *different* (adjective)
indigenous native
indigent needy
indignant angry
indirect not direct (see page 330)
in direct *in* (preposition) + *direct* (adjective)
inequity unfairness
iniquity wickedness; sin
infer (see *imply*)
ingenious clever
ingenuous naive
disingenuous pretending to be naive
insane (see *inane*)
insight (see *incite*)
insinuate (see *incinerate*)
insoluble incapable of being dissolved
insolvable not explainable
insolvent unable to pay debts
instants short periods of time
instance an example

insure (see *ensure*)
intelligent possessed of understanding
intelligible understandable
intense acute; strong
intents aims
interstate between states
intrastate within one state
intestate dying without a will
intimate (see *imitate*)
into, in to (see page 329)
irascible (see *erasable*)
isle island
aisle passage between rows
its possessive form of *it*
it's contraction of *it is* or *it has* (see ¶1056e)
jibe (see *gibe*)
karat (see *carat*)
kernel (see *colonef*)
key a means of gaining entrance or understanding
quay a wharf (also pronounced *key*)
kibitz to offer unwanted opinions
kibbutz a communal settlement in Israel
knew understood
new fresh; novel
know to understand
no not any
lapse to become void
elapse to pass
relapse to slip back into a former condition
last final (see page 331)
latest most recent
later more recent; after a time
latter second in a series of two (see page 332)
lath a strip of wood
lathe a wood-turning machine

¶719

lay to place (see page 332)

lie (n.) a falsehood; (v.) to recline; to tell an untruth

lye a strong alkaline solution

lead (n.) heavy metal (pronounced *led*); (v.) to guide (pronounced *lead*)

led guided (past tense of *to lead*)

lean (adj.) thin; (v.) to incline

lien a legal claim

leased rented

least smallest

legislator a lawmaker

legislature a body of lawmakers

lend to allow the use of temporarily

loan (n.) something lent; (v.) to lend

lone solitary

lessee a tenant

lesser of smaller size

lessor one who gives a lease

lessen (v.) to make smaller

lesson (n.) an exercise assigned for study

levee embankment of a river

levy (v.) to raise a collection of money; (n.) the amount that is thus collected

liable responsible

libel defamatory statement

lie (see *lay*)

lien (see *lean*)

lightening making lighter

lightning accompaniment of thunder

lighting illumination

load a burden to be carried

lode a mineral deposit; an abundant supply

loan, lone (see *lend*)

loath (adj.) reluctant

loathe (v.) to detest

local (adj.) pertaining to a particular place

locale (n.) a site; a scene; a setting

locality a particular place

loose (adj.) not bound; (v.) to release

lose (v.) to suffer the loss of; to part with unintentionally

loss something lost

lye (see *lay*)

made constructed

maid a servant

magnificent having splendor

munificent unusually generous

mail correspondence

male masculine

main (adj.) chief; (n.) a conduit

mane long hair on the neck

manner a way of acting (as in *to the manner born*)

manor an estate

mantel a shelf above a fireplace

mantle a cloak

marital pertaining to marriage

martial military (as in *martial law*)

marshal (n.) an official; (v.) to arrange (as in *to marshal the facts*)

maybe perhaps (see page 335)

may be a verb consisting of two words

mean (adj.) unpleasant; (n.) the midpoint; (v.) to intend

mien appearance

meat flesh of animals

meet (v.) to join; (adj.) proper

mete to measure

medal a badge of honor

meddle to interfere

metal a mineral

mettle courage; spirit (as in *to test one's mettle*)

mien (see *mean*)

miner a worker in a mine

minor (adj.) lesser, as in size, extent, or importance; (n.) a person under legal age

missal a book of prayers

missile a rocket; a projectile

mist haze

missed failed to do

mite a tiny particle

might (n.) force; (v.) past tense of *may*

mode fashion; method

mood disposition

mooded past tense of *moo*

monogram a set of initials

monograph a short book; a pamphlet

moot debatable; disputed (as in *a moot point*)

mute unable to speak

moral virtuous

morale spirit

morality virtue

mortality death rate

morning before noon

mourning grief

munificent (see *magnificent*)

naught (see *ought*)

new (see *knew*)

no (see *know*)

nobody no one (see page 335)

no body no group

noisome offensive; smelly

noisy clamorous

none not one (see ¶1013b)

no one nobody (see ¶1010)

oculist an ophthalmologist or an optometrist

ophthalmologist a doctor who treats eyes

optician one who makes or sells eyeglasses

optometrist one who measures vision

official authorized

officious overbold in offering services

one a single thing

won did win

ordinance a local law

ordnance arms; munitions

ought should

ought anything; all; nothing; zero

naught nothing; zero

- our** (see *hour*)
- overdo** to do too much
overdue past due
- packed** crowded
pact an agreement
- pail** a bucket
pale (adj.) light-colored; (n.) an enclosure (as in *beyond the pale*)
- pain** suffering
pane window glass
- pair** two of a kind
pare to peel
pear a fruit
- palate** roof of the mouth; the sense of taste
pallet a bed; a mattress; a portable platform for stacking materials
palette a board holding a painter's pigments; a range of colors
- parameter** a quantity with an assigned value; a constant
perimeter the outer boundary
- partition** division
petition prayer; a formal written request
- partly** in part
partially to some degree
- past** (n.) time gone by; (adj., adv., or prep.) gone by
passed moved along; transferred (past tense of *pass*)
- patience** composure; endurance
patients sick persons
- peace** calmness
piece a portion
- peak** the top
peek to look slyly at
peque (n.) resentment; (v.) to offend; to arouse (as in *to pique one's interest*)
piqué cotton fabric
- peal** (n.) a loud sound (as in *peals of laughter*); (v.) to ring out
peel (n.) the rind; (v.) to strip off
pear (see *pair*)
- pedal** (adj.) pertaining to the foot; (n.) a treadle
peddle to hawk; to sell
peek (see *peak*)
- peel** (see *peal*)
- peer** (n.) one of equal rank or age; (v.) to look steadily
pier a wharf
- perfect** (adj.) without fault; (v.) to make perfect
prefect (n.) an official
- perimeter** (see *parameter*)
- perpetrate** to carry out (a crime)
perpetuate to make perpetual
- perquisite** privilege
prerequisite a preliminary requirement
- persecute** to oppress
prosecute to sue
- personal** private
personnel the staff
- perspective** a view in correct proportion
prospective anticipated
- peruse** to read
pursue to chase
petition (see *partition*)
- phase** (see *faze*)
- physic** a medicine
physics science dealing with matter and energy
physique bodily structure
psychic (adj.) pertaining to the mind or spirit; (n.) a medium
- physical** relating to the body
fiscal pertaining to finance (see page 326)
psychical mental
- piece** (see *peace*)
- pier** (see *peer*)
- pique, piqué** (see *peak*)
- plain** (adj.) undecorated; (n.) prairie land
plane (n.) a level surface; an airplane; (v.) to make level or smooth
- plaintiff** party in a lawsuit
plaintive mournful
- pleas** plural of *plea*
please to be agreeable
- pole** a long, slender piece of wood or metal
poll (n.) the casting of votes by a body of persons; (v.) to register the votes of
- poor** (adj.) inadequate; (n.) the needy
pore to study; to gaze intently
pour to flow
- populace** the common people; the masses
populous thickly settled
- portend** (see *pretend*)
- portion** a part
proportion a ratio of parts
apportion to allot
- practicable** workable; feasible
practical useful
- pray** to beseech
prey a captured victim
- precede** to go before
proceed to advance
- precedence** priority
precedents established rules
- prefect** (see *perfect*)
- premier** (n.) prime minister; (adj.) first in importance
premiere the first performance
- preposition** a part of speech
proposition an offer
- prerequisite** (see *perquisite*)
- prescribe** to designate
proscribe to outlaw

719

presence bearing; being present

presents gifts

presentiment a foreboding

presentment a proposal

pretend to make-believe

portend to foreshadow

principal (adj.) chief; leading;

(n.) a capital sum of money that draws interest; chief official of a school

principle a general truth; a rule; integrity

proceed (see *precede*)

profit gain

prophet one who forecasts

prophecy a prediction

prophecy to foretell

proportion (see *portion*)

propose to suggest

purpose intention

proposition (see *preposition*)

proscribe (see *prescribe*)

prosecute (see *persecute*)

prospective (see *perspective*)

psychic (see *physic*)

psychical (see *physical*)

purpose (see *propose*)

pursue (see *peruse*)

quash to suppress (a legal motion)

squash (v.) to press down; to flatten; (n.) a vegetable

quay (see *key*)

queue (see *cue*)

quiet calm; not noisy

quite entirely; wholly

quit to stop

rain falling water

rein (n.) part of a bridle (as in *to give free rein to your imagination*); (v.) to check; to stop (as in *to rein in health costs*)

reign (n.) the term of a ruler's power; (v.) to rule

raise (n.) an increase; (v.) to lift (see page 338)

raze to destroy

rays beams

rap to knock

wrap (n.) a garment; (v.) to enclose

rapt engrossed (as in *rapt attention*)

wrapped past tense of *wrap*

read to perform the act of reading

reed a plant; a type of musical instrument

red a color

real actual

reel (n.) a dance; (v.) to whirl

reality actuality

realty real estate

rebut to argue in opposition

refute to prove wrong

receipt an acknowledgment of a thing received

recipe a formula for mixing ingredients

recent (adj.) relating to a time not long past

resent (v.) to feel hurt by

red (see *read*)

reel (see *real*)

reference that which refers to something

reverence profound respect

refute (see *rebut*)

reign, rein (see *rain*)

relapse (see *lapse*)

reprise a repeat performance

reprisal an act of revenge

resent (see *recent*)

residence a house

residents persons who reside in a place

respectably in a manner worthy of respect

respectfully in a courteous manner

respectively in the order indicated

reverence (see *reference*)

rifle (v.) to ransack and steal

rifle to flip through (pages)

right (adj.) correct; (n.) a privilege

rite a ceremony (as in *a rite of passage*)

wright a worker; a maker (used as a combining form, as in *playwright*)

write to inscribe

ringer something that rings; an imposter

wringer a device for squeezing out liquid

role a part in a play

roll (n.) a list; a type of bread; (v.) to revolve

root (n.) underground part of a plant; (v.) to implant firmly

route (n.) an established course of travel; (v.) to send by a certain route

en route on or along the way

route (n.) confused flight; (v.) to defeat

rote repetition

wrote did write

rye a grain used to make bread or whiskey

wry ironically humorous

sail (n.) part of a ship's rigging; (v.) to travel by water

sale the act of selling

scene a setting; an exhibition of strong feeling

seen past participle of *to see*

scent odor

sent did send

cent penny

sense (n.) meaning; (v.) to feel

sealing (see *ceiling*)

seam a line of junction

seem to appear

seed (see *cede*)

seen (see *scene*)

seize (see *cease*)

sell to transfer for a price

cell a small compartment

- seller** one who sells
cellar an underground room
sense, sent (see *scen?*)
senses (see *census*)
sensor (see *censo?*)
serge a kind of cloth
surge (n.) a billow; (v.) to rise suddenly
serial (see *cere?*)
serve to help (see page 339)
service to keep in good repair
session (see *cession*)
sew (see *so*)
shear to cut; to trim
sheer transparent; utter
shoot to fire
chute a slide
shown displayed; revealed; past participle of *show*
shone gave off light; did shine
sight, site (see *cite*)
simple plain; uncomplicated
simplistic oversimplified; falsely simple
sleight dexterity (as in *sleight of hand*)
slight (adj.) slender; scanty; (v.) to make light of
so therefore
sew to stitch
sow to scatter seed
soar (see *sore*)
soared did fly
sword weapon
sole one and only; a fish
soul the immortal spirit
soluble having the ability to dissolve in a liquid
solvable capable of being solved or explained
some a part of
sum a total
someone somebody (see ¶1010)
some one some person in a group
sometime at some unspecified time (see page 341)
some time a period of time
sometimes now and then
son male child
sun the earth's source of light and heat
sore painful
soar to fly
soul (see *sole*)
sow (see *so*)
spacious having ample room
specious outwardly correct but inwardly false
specially (see *especially*)
squash (see *quash*)
staid grave; sedate
stayed past tense and past participle of *to stay*
stair a step
stare to look at
stake (n.) a pointed stick; a prize; (v.) to wager
steak a slice of meat or fish
stanch to stop the flow of something (such as blood or tears)
staunch faithful; steadfast
stationary fixed
stationery writing materials
statue a carved or molded figure
stature height
statute a law
stayed (see *staid*)
steak (see *stake*)
steal to take unlawfully
steel a form of iron
straight not crooked; directly
strait a water passageway; (plural) a distressing situation (as in *dire straits*)
succor (n.) something that provides relief; (v.) to relieve
sucker someone easily cheated
suit (n.) a legal action; clothing; (v.) to please
suite a group of things (such as rooms) forming a unit
sweet having an agreeable taste
sum (see *some*)
sun (see *son*)
superintendence management
superintendents supervisors
surge (see *serge*)
sweet (see *suit*)
sword (see *soared*)
tack (n.) direction; (v.) to change direction (see page 342)
tact considerate way of behaving so as to avoid offending others
tail the end
tale a story
tare allowance for weight
tear (n.) a rent or rip (pronounced like *tare*); a secretion from the eye (pronounced like *tier*); (v.) to rip
tier a row or layer
taught did teach
taut tight; tense
team a group
teem to abound
tear (see *tare*)
tenant one who rents property
tenet a principle
than conjunction of comparison (see page 342)
then (adv.) at that time
their belonging to them (see ¶1056e)
there in that place
they're contraction of *they are*
theirs possessive form of *they*; used when a noun does not follow
there's contraction of *there is* or *there has* (see ¶1056e)

719

therefor for that thing
therefore consequently

throes a painful struggle
throws hurls; flings

through by means of; from beginning to end; because of

threw did throw
thorough exhaustive

tier (see *tare*)

to (prep.) toward
too (adv.) more than enough; also
two one plus one

tortuous winding; twisty; devious
torturous cruelly painful

track a trail
tract a treatise; a piece of land

trial examination; experiment; hardship
trail a path

trooper a soldier
trouper a theatrical performer; one who endures hardships (as in *a real trouper*)

trustee a person to whom something is entrusted
trusty (n.) a convict who is considered trustworthy; (adj.) dependable

undo to open; to render ineffective
undue improper; excessive

uninterested (see *disinterested*)

urban pertaining to the city
urbane polished; suave

vain proud; conceited; futile; useless

vane a weathercock
vein a blood vessel; a bed of mineral materials

vale a valley
veil a concealing cover or cloth

venal corrupt; bribable
venial forgivable (as in *a venial sin*)

vendee purchaser
vendor seller

veracious truthful
voracious greedy

veracity truthfulness
voracity ravenousness; greediness

vial a small flask for liquids
vile disgusting; despicable

vice wickedness; a prefix used with nouns to designate titles of office (see ¶808c)
wise a clamp

voracity (see *veracity*)

waist part of the body
waste (n.) needless destruction; useless consumption; (v.) to expend uselessly

wait to stay
weight heaviness

waive (v.) to give up
wave (n.) a billow; a gesture; (v.) to swing back and forth

waiver the giving up of a claim
waver to hesitate

want (n.) a need; (v.) to lack; to desire
wont a custom (pronounced like *want*)
won't contraction of *will not*

ware goods
wear to have on; to diminish
were form of *to be*
where at the place in which

wave (see *waive*)

waver (see *waiver*)

way direction; distance; manner
weigh to find the weight

weak not strong
week seven days

weather (n.) state of the atmosphere; (v.) to come through safely
whether if (see page 329)

weigh (see *way*)

weight (see *wait*)

wet (v.) to moisten
whet (v.) to sharpen (as in *to whet one's appetite*)

where (see *ware*)

whoever anyone who
who ever *two words* (see page 345)

wholly (see *holy*)

whose possessive of *who*
who's contraction of *who is* or *who has* (see ¶1063)

willfully in a determined manner
willingly cheerfully; happily; with one's free will

wither to become dry; to lose freshness
whither to whatever place

won (see *one*)

wont, won't (see *want*)

wood lumber
would an auxiliary verb form (as in *they would like some*)

wrap (see *rap*)

wrapped (see *rap*)

wright, write (see *right*)

wringer (see *ringer*)

wrote (see *rote*)

wry (see *rye*)

yoke a crosspiece that holds two things together; an oppressive constraint (as in *the yoke of oppression*)

yolk the yellow part of an egg

you second-person pronoun
yew an evergreen tree or bush
ewe a female sheep

your belonging to *you* (see ¶1056e)

you're contraction of *you are*

Troublesome Words

720 The following list presents a selection of words that business writers often misspell or stop and puzzle over. In some cases the difficulty results from the inability to apply an established rule; for such words, references to the rules are given. In many other instances, however, errors result from the peculiar spelling of the words themselves; in such cases the only remedy is to master the correct spelling of such words on an individual basis.

➤ *For troublesome words that sound alike or look alike, see ¶719 and Section 11; for troublesome compound words, see Section 8.*

abscess	apparent	candor
absence	archaeology OR: archeology	Caribbean
accessory	architect	carriage
accidentally (see page 312)	argument (see ¶708)	catalog
accommodate	assistance (see ¶714)	category
accompanying	asthma	ceiling
accumulate	attendance	cemetery
acknowledgment (see ¶708)	attorney	census
acquaintance	Audubon	chaise longue (see ¶612a)
acquiesce	autumn	changeable (see ¶707c)
acquire	auxiliary	chaplain
acquisition	bachelor	chronological
across	bankruptcy	Cincinnati
adjacent	bargain	circuit
advantageous (see ¶707c)	basically	coincidence
adviser BUT: advisory	beautician	collateral
aegis	bellwether	colonel
aesthetics OR: esthetics	beneficiary	colossal
affidavit	benefited (see ¶704)	column
aggressive	benign	comparison
aging (see ¶707c, note)	Berkeley (California)	condemn
Albuquerque	biased (see ¶705)	Connecticut
algorithm	biscuit	connoisseur
alignment	bizarre	conscience
all right (see page 314)	boundary	conscientious
alleged	breakfast	conscious
already (see page 314)	brochure	consensus
amateur	buoyant	corduroy
amortize (see ¶715a)	bureau	correspondent
analogous	business	courtesy
analysis	busy	debt
analyze (see ¶715c)	calendar	debtor
anomalous	caliber	deductible
answer	calorie	de-emphasize (see ¶835a)
antecedent	campaign	defendant (see ¶714)
appall	canceled (see ¶704)	defense
apparatus	cancellation (see ¶704)	deficit

Continued on page 212

¶720

definite	February	innuendo
dependent (see ¶714)	fiery	inoculate
Des Moines	financier	interim
descendant (see ¶714)	fluorescent	intern
describe	forbade	irrelevant (see ¶714)
desperately	foreign (see ¶712)	itinerary
detrimental	foresee	jeopardy
develop	forfeit	judgment (see ¶708)
dictionary	forty	khaki
dietitian	fourteen	labeled (see ¶704)
dilemma	fourth	laboratory
disappear	freight	league
disappoint	fulfill	ledger
disastrous	gaiety	leisure
dissatisfied	gauge	liable
dissimilar	glamorous	liaison
doctrinaire	glamour	library
dossier	goodwill	license
double	government	lien
duffel bag	grammar	lieutenant
ecstasy	grateful	lightning
eighth	gray	liquefy
either	grievous	literature
eliminate	gruesome (see ¶708)	maintenance
embarrass	guarantee	maneuver
emphasize	guardian	marriage
empty	guerrilla	marshaled
entrepreneur	guesstimate	martyr
enumerate	handkerchief	medieval OR: mediaeval
environment	harass	mediocre
erroneous	harebrained	memento
escrow	harken	mileage (see ¶707)
exaggerate	hearten	milieu
exceed (see ¶716b)	height (see ¶712)	millennium
excellent	hemorrhage	millionaire
exercise	heterogeneous	miniature
exhaustible	hindrance	minuscule
exhibition	homogeneous	miscellaneous
exhilarate	hors d'oeuvre	mischievous
exonerate	hygiene	misspell
exorbitant	hypocrisy	mnemonic
extension	idiosyncrasy	mortgage
extraordinary	impasse	motor
eyeing	impostor	necessary
facsimile	inasmuch as	negotiate
familiar	incidentally	neither (see ¶712)
fantasy	indict	newsstand
fascinating	indispensable	nickel
fatigue	innocuous	niece (see ¶712)

- ninety
 ninth
 noticeable (see ¶707c)
 nuclear
 obsolescent
 offense
 omelet
 omission
 ophthalmology
 orthopedics **OR:** orthopaedics
 pamphlet
 paradigm
 parallel
 parliament
 part-time (see ¶816a)
 pastime
 patience
 permissible (see ¶713b)
 perseverance
 persistent
 persuade
 phase
 phenomenal
 Philippines (see ¶348a, note)
 phony
 physician
 Pittsburgh
 plagiarism
 playwright **BT:** playwriting
 poinsettia
 potato, potatoes
 practically
 practice
 preceding (see ¶716a)
 preferable (see ¶702, note)
 prerogative
 presumptuous
 pretense
 privilege
 procedure (see ¶716b)
 proceed (see ¶716b)
 programmed (see ¶704)
 prohibition
 pronunciation
 protégé
 psalm
 pseudonym
 psychiatric
 psychological
 publicity
 pursue
 quandary
 quantity
 questionnaire
 queue
 rarefy
 recommend
 reconnaissance
 reconnoiter
 recruit
 reinforce
 relevant (see ¶714)
 renaissance
 rendezvous
 renowned
 rescind
 resistance (see ¶714)
 restaurant
 résumé (see ¶718)
 rhapsody
 rhetorical
 rhyme
 rhythm
 sacrilegious
 salable (see ¶707a)
 San Francisco
 sandwich
 satellite
 schedule
 scissors
 secretary
 seize (see ¶712)
 separate
 sergeant
 sieve
 similar
 simultaneous
 sincerely (see ¶708)
 siphon
 skeptic
 skiing
 skillful
 souvenir
 specimen
 sponsor
 straitjacket
 stratagem
 strength
 subpoena
 subtlety
 subtly
 success
 summary
 superintendent
 supersede (see ¶716c)
 surgeon
 surprise
 surreptitious
 surveillance (see ¶714)
 synagogue
 tariff
 taxiing
 technique
 temperament
 temperature
 tempt
 theater
 their (see ¶712)
 theory
 thoroughly
 threshold
 through
 tomato, tomatoes
 totaled (see ¶704)
 tragedy
 traveler (see ¶704)
 Tuesday
 ukulele
 unctuous
 unique
 unmanageable (see ¶707c)
 usage (see ¶707a)
 vaccinate
 vacillate
 vacuum
 vegetable
 victim
 vinyl
 volume
 warrant
 Wednesday
 weird (see ¶712)
 whether
 whiskey
 wholly
 withhold
 woeful
 woolly (see ¶705)
 yield (see ¶712)

Section 8

Compound Words

Compound Nouns (§§801–810)

Compound Verbs (§§811–812)

Compound Adjectives (§§813–832)

Basic Rules (§§813–815)

Adjective + Noun (*as in short-term note*: §816)

Compound With Number or Letter (*as in 40-hour week*: §817)

Compound Noun (*as in high school graduate*: §818)

Proper Name (*as in Madison Avenue agencies*: §819)

Noun + Adjective (*as in tax-free imports*: §820)

Noun + Participle (*as in time-consuming details*: §821)

Adjective + Participle (*as in nice-looking layout*: §822)

Adjective + Noun + *ED* (*as in quick-witted assistant*: §823)

Adverb + Participle (*as in privately owned stock*
and as in well-known facts: §824)

Adverb + Adjective (*as in very exciting test results*: §825)

Participle + Adverb (*as in warmed-over ideas*: §826)

Adjective + Adjective (*as in annual financial statement*: §827)

Verb + Verb (*as in stop-and-go traffic*: §828)

Verb + Adverb (*as in read-only memory*: §829)

Verb + Noun (*as in take-home pay*: §830)

Phrasal Compound (*as in up-to-date accounts*: §831)

Suspending Hyphen (§832)

Prefixes and Suffixes (§§833–846)

Compound Computer Terms (§847)

Sometimes One Word, Sometimes Two Words (§848)

➤ *For definitions of grammatical terms, see the appropriate entries in the Glossary of Grammatical Terms (Appendix D).*

¶801

Some compound words are written as solid words, some are written as separate words, and some are hyphenated. As in other areas of style, authorities do not agree on the rules. Moreover, style is continually changing: many words that used to be hyphenated are now written solid or as separate words. While the only complete guide is an up-to-date dictionary, a careful reading of the following rules will save you many a trip to the dictionary.

NOTE: The spellings in this section agree with those in the 2003 printing of *Merriam-Webster's Collegiate Dictionary*, Eleventh Edition, unless otherwise indicated.

Compound Nouns

801 a. Compound nouns follow no regular pattern. Some are written solid, some are spaced, and some are hyphenated.

airfreight	air conditioner	air-conditioning (see ¶¶801b, 812a)	
airmail	voice mail	e-mail (see ¶847)	
checklist	check mark	check-in	
closeout	close shave	close-up	
crossroad	cross section	cross-reference	
daytime	day care	day-tripper	
doubleheader	double take	double-dipper	
eyewitness	eye shadow	eye-opener	
goodwill	good sense	good-bye	
halftime	half hour	half-truth	
hardball	hard drive	hard-liner	
jobholder	job action	job-hopper	
lifestyle	life span	life-form	
lightbulb	light meter	light-year	
moneylender	money market	money-grubber	
nightclub	night owl	night-light	
placeholder	place mat	place-name	
pocketbook	pocket money	pocket-handkerchief	
showbiz	show business	show-off	
sickroom	sick pay	sick-out	
stockbroker	stock dividend	stock-in-trade	
timetable	time deposit	time-saver	
trademark	trade name	trade-off	
bondholder	bond paper	paperwork	paper clip
bookstore	book review	payroll	pay dirt
bylaw	by-product	salespeople	sales tax
cashbook	cash flow	schoolteacher	school board
database	data processing	standby	stand-in
handbook	hand truck	voiceprint	voice-over
homeowner	home port	wageworker	wage earner
masterpiece	master plan	workstation	work stoppage

Continued on page 216

¶801

- b. To be sure of the spelling of a compound noun, check an up-to-date dictionary. Since dictionaries pride themselves on being *descriptive* (simply showing how individual words are most commonly spelled) rather than *prescriptive* (imposing consistent spelling patterns on similar words), you will sometimes encounter troubling inconsistencies like these:

air conditioner (spaced)	layoff (solid)	copywriter (solid)
air-conditioning (hyphenated)	payoff (solid)	copyholder (solid)
makeup (solid)	play-off (hyphenated)	copyedit (solid)
shake-up (hyphenated)	skydiving (solid)	copy editor (spaced)
	skin diving (spaced)	

When such inconsistencies appear within the same context and are likely to distract the reader, you may treat the troubling words the same way:

- Choose the spaced form over the hyphenated form.

air conditioner air conditioning

- Choose the solid form over the hyphenated form.

makeup shakeup layoff payoff playoff

- Choose the solid form over the spaced form.

skydiving skindiving copywriter copyholder copyedit copyeditor

CAUTION: Do not convert a spaced or hyphenated compound noun to the solid form if the resulting word will be hard to grasp. For example, *co-op*—the short form of *cooperative*—is still written with a hyphen to avoid confusion with the word *coop* (even though the hyphen has now been dropped from *cooperative*). In short, do not pursue the goal of stylistic consistency if the result will confuse your reader.

Also keep in mind that adjusting dictionary spellings to avoid inconsistencies requires careful and experienced judgment. If you are not confident about your ability to make such judgments, follow the dictionary. Moreover, if you are working for an organization that strives for a consistent style in all of its written material, do not make any adjustments in spelling that could put you in conflict with the style of your organization.

- c. When you cannot find a compound noun in the dictionary, the traditional guideline is to treat the noun in question as two words. As an alternative, you may treat the noun the same way that similar compounds appear in the dictionary.

We now go *house hunting*?/*house-hunting*?/*househunting*? every weekend.

If you consult *Merriam-Webster* for similar words, you will find two patterns:

SOLID: housebreaking, housecleaning, housekeeping, housewarming

HYPHENATED: house-raising, house-sitting

According to the guidelines in *b* above, choose the solid form over the hyphenated form. On that basis you could safely write *househunting* as a solid word. Moreover, for the sake of consistency, you could also write *houseraising* and *housesitting* as solid words.

NOTE: The cautionary note in *b* above applies here as well. If you are not confident about the best way to treat compounds not in the dictionary, follow the traditional rule and treat the elements of the compound as separate words.

- d. Even a recently published dictionary cannot keep up with all of the ongoing changes in the spelling of compound words. Certain terms that appear in the dictionary as *hyphenated* or *spaced* may now be showing up in current publications as *solid*. Indeed, a study of actual usage will often show two or even three forms of a term in use. This situation is especially acute in compound computer terms (see ¶847), where the original form—for example, *E-mail*—is now primarily spelled as *e-mail* but is increasingly appearing as *email* (see page 245 and ¶847g).

When you notice that a certain term is appearing in different ways in actual usage, how do you decide which version to select? For example, is it *health care* or *healthcare*? A search on the Internet will show the two-word form in organizational names such as the American Health Care Association and the Bureau of Primary Health Care; the solid form is used by the Agency for Healthcare Research and Quality and a publication titled *Modern Healthcare*. Most postings, however, use the two-word form, so you can clearly see which spelling is currently preferred. Moreover, when you consider that related terms appear as two words (for example, *child care*, *day care*, and *managed care*), you will find further support for the notion that *health care* is the form to use for nouns.

NOTE: To make your own Internet search to determine which spelling predominates in current usage, go to <<http://news.google.com>>.

802 Some solid and hyphenated compound nouns closely resemble verb phrases. Be sure, however, to treat the elements in a verb phrase as separate words.

Nouns

a *breakdown* in communications
 a thorough *follow-up* of the report
 operate a *drive-in*
 a high school *dropout*
 at the time of *takeoff*
 when they give us a *go-ahead*
 come to a *standstill*
 let's have a *run-through*
 plan a *get-together*
 they have the *know-how*
 expect a *turnaround* in sales
 we have to make a *getaway*
 to attempt a *takeover* of their firm
 I was a *standby* on Flight 968A
 Paul's speech was merely a *put-on*
 protect data with regular *backups*
 after you complete the *login**
 devise another plan as a *fallback*
 need to reduce staff *turnover*
 schedule a *cleanup* for Friday
 plan a *crackdown* on these violators

Verb Phrases

when communications *break down*
 to *follow up* on your recommendation
drive in to your dealer's
 don't *drop out* of high school
 planes cannot *take off* or land
 we can *go ahead* with the plan
 we can't *stand still*
 let's *run through* the presentation
 plan to *get together*
 they *know how* to handle it
 once our sales *turn around*
 we have to *get away*
 to attempt to *take over* their firm
 we can't *stand by* and do nothing
 your requisition was *put on hold*
 always *back up* the data in the file
 after you *log on* to the program
 we can always *fall back* on Plan B
 need to *turn over* a new leaf
 we need to *clean up* this mess
 let's *crack down* on these violators

*Merriam Webster hyphenates this word.

¶ 803

803 a. Up Words. Compound nouns ending in *up* are solid or hyphenated. For example:

lookup	backup	mock-up
makeup	blowup	pop-up
markup	breakup	push-up
matchup	brushup	runner-up
pasteup	buildup	send-up
pickup	checkup	shake-up
pileup	cleanup	sign-up
roundup	cutup	start-up
setup	dustup	summing-up
slipup	getup	tie-up
smashup	holdup	toss-up
speedup	hookup	touch-up
warmup*	letup	tune-up
windup	lineup	wrap-up
workup	linkup	write-up

b. Down Words. Most compound nouns ending in *down* are solid. For example:

lowdown	breakdown	shakedown	BUT: dressing-down
markdown	closedown	showdown	put-down
meltdown	comedown	shutdown	sit-down
phasedown	countdown	slowdown	step-down
rubdown	crackdown	sundown	thumbs-down
rundown	letdown	turndown	write-down

c. In Words. Compound nouns ending in *in* are typically hyphenated. For example:

fade-in	break-in	shoo-in	trade-in
fill-in	cave-in	shut-in	turn-in
lead-in	check-in	sit-in	walk-in
plug-in	drive-in	stand-in	weigh-in
run-in	drop-in	tie-in	write-in

d. Out Words. Compound nouns ending in *out* are typically solid. For example:

foldout	bailout	readout	BUT: cop-out
handout	blackout	rollout	diner-out
hangout	blowout	sellout	fade-out
hideout	breakout	shakeout	falling-out
holdout	burnout	shutout	lights-out
layout	buyout	standout	pig-out
lockout	carryout	tryout	psych-out
lookout	checkout	turnout	shoot-out
payout	closeout	walkout	sick-out
phaseout	dropout	washout	speak-out
printout	fallout	workout	time-out

*Merriam-Webster hyphenates this word.

¶803

e. On Words. Compound nouns ending in *on* are typically hyphenated. For example:

add-on	come-on	hangers-on	slip-on
carry-on	follow-on	lookers-on	turn-on
carrying-on	goings-on	run-on	BUT: logon* (see ¶847b)

f. Off Words. Compound nouns ending in *off* are either solid or hyphenated. For example:

blastoff	leadoff	brush-off	sell-off
castoff	liftoff	drop-off	send-off
checkoff	logoff* (see ¶847b)	face-off	show-off
cutoff	payoff	goof-off	sign-off
falloff	shutoff	play-off	spin-off
kickoff	standoff	rake-off	tip-off
knockoff	takeoff	rip-off	trade-off
layoff	turnoff	rub-off	write-off

g. Over Words. Compound nouns ending in *over* are typically solid. For example:

carryover	leftover	runover	turnover
changeover	makeover	slipover	walkover
crossover	popover	spillover	BUT: comb-over
hangover	pullover	stopover	going-over
holdover	pushover	switchover	once-over
layover	rollover	takeover	voice-over

h. Back Words. Compound nouns ending in *back* are typically solid. For example:

buyback	fallback	kickback	pullback
callback	feedback	leaseback	rollback
comeback	flashback	payback	setback
cutback	giveback	piggyback	snapback
drawback	hatchback	playback	throwback

i. Away Words. These compounds are typically solid. For example:

breakaway	giveaway	runaway	straightaway
getaway	hideaway	stowaway	throwaway

j. Compounds Ending in *About, Around, and By.* These compounds are typically solid. For example:

knockabout	runabout	runaround	flyby
layabout	turnabout	turnaround	passersby
roundabout	whereabouts	wraparound	standbys

k. Compounds Ending in *Between, Through, and Together.* These compounds are typically hyphenated. For example:

go-between	follow-through	walk-through	get-together
in-between	run-through	BUT: breakthrough	

*Merriam-Webster hyphenates this word.

¶804

804 a. Hyphenate a compound noun that lacks a noun as one of its elements.

the also-rans	two-by-fours	a sing-along
a big to-do	the old one-two	a set-to
a cure-all	know-it-alls	me-tooism
a go-ahead	hand-me-downs	a talking-to
a go-getter	the well-to-do	set-asides
goings-on	a shoot-'em-up	give-and-take
from the get-go	do-it-yourselfers	half-and-half
pick-me-up	a good-for-nothing	my one-and-only
a has-been	a ne'er-do-well	on the up-and-up
the have-nots	a merry-go-round	show-and-tell
know-how	a free-for-all	the old so-and-so
a look-alike	the be-all and end-all	BUT: ups and downs
make-believe	hide-and-seek	wear and tear
say-so	no get-up-and-go	wannabes

b. Words that are coined from repeated syllables or rhyming syllables are typically hyphenated.

boo-boo	wheeler-dealer	BUT: bling bling
goody-goody	culture-vulture	voodoo
no-no	hurly-burly	hodgepodge
hocus-pocus	nitty-gritty	fender bender
razzle-dazzle	walkie-talkie	mumbo jumbo

➤ For examples of similar words used as compound adjectives, see ¶831e.

Other coined words may be hyphenated or solid.

a no-brainer	flip-flop	twofers
one-upmanship	comeuppance	a gofer
stick-to-itiveness	whodunit	flimflam

c. Many compound nouns that end with a prepositional phrase are hyphenated.

ambassador-at-large	man-about-town	BUT: attorney at law*
brother-in-law	right-of-way	chief of staff
grants-in-aid	stay-at-home	editor in chief
hole-in-the-wall	stick-in-the-mud	line of credit
jack-of-all-trades	stock-in-trade	power of attorney
Johnny-on-the-spot	theater-in-the-round	standard of living

805 a. As a general rule, treat a compound noun like *problem solving* as two words unless your dictionary specifically shows it as solid or hyphenated. (Many words of this pattern are not shown in a dictionary. However, the solid and hyphenated examples below have been taken from the 2003 printing of *Merriam-Webster's Collegiate Dictionary, Eleventh Edition.*)

bean counting	brainstorming	consciousness-raising
data processing	downloading	fund-raising
decision making	downsizing	house-sitting

**Merriam-Webster* hyphenates this term, but many attorneys no longer do.

number crunching	housewarming	name-dropping
problem solving	letterspacing	price-cutting
profit sharing	logrolling	soul-searching
saber rattling	safekeeping	speed-reading
skill building	tailgating	time-sharing
skin diving	trailblazing	whistle-blowing
BUT: skydiving	troubleshooting	witch-hunting

- b.** As an alternative to the approach described in *a* above, when you cannot find a word of this type in the dictionary, treat it like a similar compound that does appear in the dictionary. For example, if you know that *price-cutting* appears in *Merriam-Webster* (and in the list above) as a hyphenated word, then you may hyphenate *cost-cutting* (which does not appear in *Merriam-Webster*) for the sake of stylistic consistency. By the same token, when the dictionary treats similar compounds differently—for example, *skin diving* and *skydiving* or *housewarming* and *house-sitting* (as shown in the list above)—you may treat them the same way for stylistic consistency. See ¶801b–d for guidance on how to deal with these situations. Also see ¶812 for guidance on how to treat compound nouns derived from infinitives.

- 806** Hyphenate two nouns when they signify that one person or one thing has two functions. (See also ¶295b, 818b.)

actor-director	director-producer	secretary-treasurer
dinner-dance	owner-manager	chef-owner
photocopier-printer	doctor-lawyer	editor-publisher

- 807** Compound nouns that have a single letter as their first element are either hyphenated or written as two words.

A-frame	I beam	U-turn
B-school	I-280	V-chip
f-stop	BUT: iMac, iPod	X-ray
G suit	T-shirt	x-axis
H-bomb	T square	y-coordinate

- 808** **a.** Do not hyphenate civil and military titles of two or more words.

Chief of Police Potenza	Attorney General Liebowitz
General Manager Werner	Rear Admiral Byrd
Vice President Vega	Lieutenant Colonel Payne

EXCEPTION: Secretary-General of the United Nations

- b.** Hyphenate compound titles containing *ex* and *elect*.

ex-President Clinton Vice President-elect Jordan

NOTE: Also use a hyphen when *ex* is attached to a noun (*ex-wife*, *ex-convict*), but omit the hyphen in Latin phrases (*ex officio*, *ex cathedra*).

- For the capitalization of titles with *ex* and *elect*, see ¶317, 363; for the correct usage of *ex*, see the entry for *Ex-former* on page 325.

- c.** The hyphen is still customary in *vice-chancellor* and *vice-consul*, but it has disappeared from *vice president* and *vice admiral* (for example, *Vice President Warren*).

¶ 809

- 809 a.** Compound nouns containing *man* or *men* as an element were traditionally used generically to refer to males and females alike. For example:

not for the average <i>layman</i>	the history of <i>mankind</i>
of concern to all <i>businessmen</i>	reduce the number of <i>man-hours</i>
write your <i>congressman</i>	a new source of <i>manpower</i>

The *generic* use of such terms is now considered unacceptable, because the masculine bias of these terms makes them unsuitable for reference to women. The following list suggests appropriate alternatives.

In Place of the Generic Term	Use
layman	layperson
businessmen	business owners, business executives, business managers, businesspeople
congressmen	members of Congress, representatives
mankind	people, humanity, the human race, human beings
man-hours	worker-hours
manpower	workforce, human resources, staff, personnel, labor
salesmen	salespeople, sales representatives, salespersons, salesclerks, sales staff, sales force, sales associates
foremen	supervisors
policemen	police officers, the police
fireman	firefighter
mailmen	mail carriers, letter carriers
workmen	workers
spokesmen	press office
councilmen	council members
a six-man team	a six-member team, a six-person team

NOTE: *Workmen's compensation insurance* (or *workmen's comp*) is now referred to as *workers' compensation insurance* (or *workers' comp*).

➤ For alternatives to words ending with feminine suffixes, see ¶840.

- b.** Words like *chair*, *chairperson*, and *spokesperson* have been coined as a means of avoiding the generic use of masculine compound nouns. Personal taste or institutional policy will dictate whether to use these terms or not.
- c.** Whenever possible, replace a word like *salesmanship* with an alternative expression (for example, *selling skills*). However, words such as *craftsmanship*, *workmanship*, *sportsmanship*, *brinkmanship*, *showmanship*, and *one-upmanship* are still widely used because of the difficulty in devising alternative expressions.
- d.** When naming a job or role, avoid the use of compound terms ending in *man* or *woman* unless the term refers to a specific person whose gender is known.

There are ten candidates seeking election to the City Council. (**NOT:** . . . seeking election as city councilmen.)

BUT: *Councilwoman* Walters and *Councilman* Holtz will study the proposal.

OR: *Council members* Walters and Holtz will study the proposal.

Write to your *representative in Congress*. (**NOT:** Write to your *congressman*.)

BUT: I was very much impressed by *Congresswoman* Nancy Pelosi of California.

¶812

Who will be appointed as *head* of the committee? **OR:** Who will be appointed to *chair* the committee? (**NOT:** . . . appointed *chairman* of the committee?)

BUT: Robert Haas has been appointed *chairman* of the committee.

810 Terms like *doctor*, *lawyer*, and *nurse* are generic—that is, they apply equally to women and men. Therefore, do not use compound nouns like *woman lawyer* and *male nurse* unless there is a legitimate reason for making a distinction according to gender.

Next Wednesday there will be a seminar on the special problems facing *women lawyers* in the courtroom.

➤ *Capitalization of hyphenated compound nouns: see ¶363.*

Plurals of compound nouns: see ¶¶611–613.

Possessives of compound nouns: see ¶¶634–635.

Compound Verbs

811 a. Compound verbs are usually hyphenated or solid.

to air-condition

to cherry-pick

to color-code

to custom-tailor

to deep-six

to double-click

to double-space

to dry-clean

to field-test

to fine-tune

to jump-start

to nickel-and-dime

to pooh-pooh

to rubber-stamp

to second-guess

to shrink-wrap

to soft-pedal

to spot-check

to test-drive

to window-shop

to backstop

to bulldoze

to buttonhole

to downgrade

to download

to downsize

to ghostwrite

to hamstring

to handpick

to highlight

to mastermind

to moonlight

to pigeonhole

to pinpoint

to sandbag

to shortchange

to sidetrack

to troubleshoot

to waterproof

to whitewash

NOTE: If you try to check the spelling of a compound verb in a dictionary and do not find the verb listed, hyphenate the components.

b. Do not hyphenate verb phrases such as *make up*, *slow down*, *tie in*. (See ¶802 for other examples.)

812 a. If the infinitive form of a compound verb has a hyphen, retain the hyphen in other forms of the verb. (See the note below for several exceptions.)

Would you like to *air-condition* your entire house?

The theater was not *air-conditioned*.

We need an *air-conditioning* expert to advise us.

You need to *double-space* all these reports.

Please *double-space* this letter.

This material should not be *double-spaced*.

BUT: Leave a *double space* between paragraphs. (No hyphen in *double space* as a compound noun.)

NOTE: The gerund derived from a hyphenated compound verb requires no hyphen unless it is followed by an object.

*Air conditioning** is no longer as expensive as it used to be.

BUT: In *air-conditioning* an office, you must take more than space into account.

Continued on page 224

*Merriam-Webster treats this as a hyphenated word, even though it treats *air conditioner* as two words.

¶ 812

Double spacing would make this table easier to read.

BUT: *Double-spacing this table* would make it easier to read.

Spot checking is all we have time for.

BUT: In *spot-checking the data*, I found some disturbing errors.

Dry cleaning is the best way to treat this garment.

BUT: *Dry-cleaning this sweater* will not remove the spot.

- b. If the infinitive form of a compound verb is solid, treat other forms of the verb solid as well.

to copyedit a manuscript finish the copyediting by Friday

to handpick a candidate handpicking the ripest tomatoes

to proofread the galleys proofreading the catalog copy

- c. The compound verb *to nickel-and-dime* and others that fit this pattern have alternative forms for the past tense and the present participle:

nickeled-and-dimed **OR:** nickel-and-dimed

nickeling-and-diming **OR:** nickel-and-diming

In such cases, choose the form that is shorter and easier to pronounce.

The bean counters in Corporate Finance have been *nickel-and-diming* us since the beginning of the year.

Compound Adjectives

No aspect of style causes greater difficulty than compound adjectives. When a compound adjective is shown hyphenated in the dictionary, you can assume only that the expression is hyphenated when it occurs directly *before* a noun. When the same combination of words falls elsewhere in the sentence, the use or omission of hyphens depends on how the words are used.

➤ For a clear perspective on the rules for compound adjectives, see the essay in Appendix A, pages 596–599.

The basic rules for the treatment of compound adjectives are presented in ¶¶813–815. For detailed comments, see the following paragraphs:

- *Adjective + noun (as in short-term note):* see ¶816.
Compound with number or letter (as in 40-hour week): see ¶817.
Compound noun (as in high school graduate): see ¶818.
Proper name (as in Madison Avenue agencies): see ¶819.
Noun + adjective (as in tax-free imports): see ¶820.
Noun + participle (as in time-consuming details): see ¶821.
Adjective + participle (as in nice-looking layout): see ¶822.
Adjective + noun + ed (as in quick-witted assistant): see ¶823.
Adverb + participle (as in privately owned stock): see ¶824a.
Adverb + participle (as in well-known facts): see ¶824b.
Adverb + adjective (as in very exciting test results): see ¶825.
Participle + adverb (as in warmed-over ideas): see ¶826.
Adjective + adjective (as in annual financial statement): see ¶827.
Verb + verb (as in stop-and-go traffic): see ¶828.
Verb + adverb (as in read-only memory): see ¶829.
Verb + noun (as in take-home pay): see ¶830.
Phrasal compound (as in up-to-date accounts): see ¶831.

NOTE: If you try to check the spelling of a compound adjective in a dictionary and do not find it listed, match up the components with one of the patterns shown on the previous page and follow the standard style for that pattern.

Basic Rules

813 A compound adjective consists of two or more words that function as a unit and express a single thought. These one-thought modifiers are derived from (and take the place of) adjective phrases and clauses. In the following examples the left column shows the original phrase or clause; the right column shows the compound adjective.

Adjective Phrase or Clause

terminals *installed at the point of sale*
 a career *moving along a fast track*
 a guarantee *to give you your money back*
 a woman *who speaks softly*
 an actor *who is well known*
 a conference *held at a high level*
 a building *ten stories high*
 a report *that is up to date*
 a fabric *treated to repel water*
 an article *that is as long as a book*
 an environment *where people work under high pressure*
 a PC *that delivers a high level of performance, carries a low cost, and is easy to use*
 a stock split *that gives holders two shares for each one that they now own*

Compound Adjective

point-of-sale terminals
 a *fast-track* career
 a *money-back* guarantee
 a *soft-spoken* woman
 a *well-known* actor
 a *high-level* conference
 a *ten-story* building
 an *up-to-date* report
 a *water-repellent* fabric
 a *book-length* article
 a *high-pressure* environment
 a *high-performance, low-cost, easy-to-use* PC
 a *two-for-one* stock split

NOTE: In the process of becoming compound adjectives, the adjective phrases and clauses are usually reduced to a few essential words. In addition, these words frequently undergo a change in form (for example, *ten stories high* becomes *ten-story*); sometimes they are put in inverted order (for example, *who speaks softly* becomes *soft-spoken*); sometimes they are simply extracted from the phrase or clause without any change in form (for example, *well-known*, *high-level*).

814 Hyphenate the elements of a compound adjective that occurs *before* a noun. (REASON: The words that make up the compound adjective are not in their normal order or a normal form and require hyphens to hold them together.)

high-tech equipment (equipment *that reflects a high level of technology*)
 a *worst-case* scenario (a scenario *based on the worst case that could occur*)
 an *old-fashioned* dress (a dress *of an old fashion*)
 a *\$30,000-a-year* salary (a salary *of \$30,000 a year*)
long-range plans (plans *projected over a long range of time*)
 a *machine-readable* copy (copy *readable by a machine*)
 an *eye-catching* display (a display *that catches the eye*)

¶ 815

- a *high-ranking* official (an official who ranks high in the organization)
same-day service (service completed the same day you bring the item in)
 a *black-tie* affair (an affair at which men must wear formal clothes with a black tie)
 the *rubber-chicken* circuit (a circuit or series of banquets at which speeches are given and rubbery chicken or some equally bad food is served)
revolving-door management (a management with such rapid turnover that managers seem to be arriving and departing through a continuously revolving door)
bottom-line results (the results that are shown on the bottom line of a financial statement)
open-collar workers (workers who dress casually, with open collars; in other words, those who work at home, telecommuters)

EXCEPTIONS: A number of compounds like *real estate* and *high school* do not need hyphens when used as adjectives before a noun, because they are well-established compound nouns and easily grasped as a unit. (See ¶818a.)

- 815** a. When these expressions occur *elsewhere in the sentence*, drop the hyphen if the individual words occur in a normal order and in a normal form. (In such cases the expression no longer functions as a compound adjective.)

Before the Noun

a *high-level* decision

an *up-to-date* report

a *follow-up* letter

a *never-to-be-forgotten* book

an *off-the-record* comment

a *no-nonsense* attitude

a *low-key* sales approach

a *cause-and-effect* relationship

a *four-color* cover

Elsewhere in Sentence

The decision must be made at a *high level*.
(Object of preposition.)

Please bring the report *up to date*.
(Prepositional phrase.)

Let's *follow up* at once with a letter.
(Verb + adverb.)

Your latest book is *never to be forgotten*.
(Adverb + infinitive phrase.)

The next comment is *off the record*.
(Prepositional phrase.)

Marion will tolerate *no nonsense* from you.
(Object of verb.)

Christopher pitches his sales approach in a *low key*.
(Object of preposition.)

Is there a relationship of *cause and effect* in this case?
(Object of preposition.)

Is this cover printed in *four colors*?
(Object of preposition.)

- b. When these expressions occur elsewhere in the sentence *but are in an inverted word order or an altered form*, retain the hyphen.

Before the Noun

a *tax-exempt* purchase

government-owned lands

a *friendly-looking* watchdog

high-priced goods

Elsewhere in Sentence

The purchase was *tax-exempt*.

BUT: The purchase was *exempt from taxes*.

These lands are *government-owned*.

BUT: These lands are *owned by the government*.

That watchdog is *friendly-looking*.

BUT: That watchdog *looks friendly*.

These goods are *high-priced*.

BUT: These goods carry a *high price*.

¶817

NOTE: The following kinds of compound adjectives almost always need to be hyphenated:

- *Noun + adjective* (for example, tax-exempt): see ¶820.
- Noun + participle* (for example, government-owned): see ¶821.
- Adjective + participle* (for example, friendly-looking): see ¶822.
- Adjective + noun + ed* (for example, high-priced): see ¶823.

Adjective + Noun (see also ¶¶817–819)

- 816** a. Hyphenate an adjective and a noun when these elements serve as a compound modifier *before* a noun. Do not hyphenate these elements when they play a normal role *elsewhere in the sentence* (for example, as the object of a preposition or of a verb). However, if the expression continues to function as a compound adjective, retain the hyphen.

Before the Noun

high-speed printers

a *plain-paper* fax

red-carpet treatment

a *closed-door* discussion

an *all-day* seminar

next-generation PCs

a *bad-hair* day

a *long-term* investment
in bonds

a *part-time* job

Elsewhere in Sentence

These printers run at *high speed*. (Object of preposition.)

Please be sure to order a fax that uses *plain paper*.
(Object of verb.)

They plan to roll out the *red carpet*. (Object of infinitive.)

The discussion was held behind *closed doors*. (Object of preposition.)

The seminar will last *all day*. (Normal adverbial phrase.)

I'm waiting for the *next generation of PCs*. (Object of preposition.)

Jo is having one of those days *when her hair looks bad*.
(Dependent clause.)

This investment in bonds runs for a *long term*.
(Object of preposition.)

BUT: This investment in bonds is *long-term*. (Compound adjective.)

This job is *part-time*. (Compound adjective.)

I work *part-time*. (Compound adverb.)

I travel *part of the time*. (Normal adverbial phrase.)

NOTE: Combinations involving comparative or superlative adjectives plus nouns follow the same pattern.

Before the Noun

a *larger-size* shirt

the *finest-quality* goods

Elsewhere in Sentence

He wears a *larger size*. (Object of verb.)

These goods are of the *finest quality*. (Object of preposition.)

- b. A few compound adjectives in this category are now written solid—for example, a *commonsense* solution, a *freshwater* pond, a *surefire* success.

Compound With Number or Letter

- 817** a. When a number and a noun form a one-thought modifier *before* a noun (as in *six-story* building), make the noun singular and hyphenate the expression. When the expression has a normal form and a normal function *elsewhere in the sentence*, do not hyphenate it.

¶ 817

Before the Noun

a *one-way* street
 a *page-one* story
 a *first-person* account
 a *first-rate* job

first-quarter profits
 a *two-piece* suit
 a *two-wage-earner* family
 the *second-highest* rating
 a *three-ring* circus
 a *four-point* program
 a *5-liter* container
 a *fifth-grade* student
 an *8-foot* ceiling
 a *20-year* mortgage
 a *twenty-five-year* period
 the *under-30* market segment
twenty-first-century art (see ¶424, note)
 a *50-cent* fee
 an *\$85-a-month* charge
 a *100-meter* sprint
 an *8½-by 11-inch* book (see ¶832)
 a *55-mile-an-hour* speed limit
 a *2-million-ton* shipment
 a *10-inch-thick* panel
 a *12,000-square-foot* building
 (see ¶813, note)
 a *7-foot-2-inch* basketball player
 a *2-year-4-month-old* child
 a *nineteen-year-old* sophomore
24-hour-a-day service
600-dpi graphics

EXCEPTIONS: a *15 percent* decline, a *\$4 million* profit, a *secondhand* car, a *onetime* offer

BUT: a *second-degree* burn

Elsewhere in Sentence

a street that runs only *one way*
 a story appearing on *page one*
 a story written in the *first person*
 a job that deserves the *first* (or highest) *rating*
BUT: a job that is *first-rate*
 profits for the *first quarter* (see ¶1069b)
 a suit consisting of *two pieces*
 a family with *two wage earners*
BUT: was rated the *second-highest* in the state
 a circus with *three rings*
 a program containing *four points*
 a container that holds *5 liters*
 a student in the *fifth grade*
 a ceiling *8 feet* above the floor
 a mortgage running for *20 years*
 a period of *twenty-five years*
 focus on those *under 30*
 art of the *twenty-first century*
 a fee of *50 cents*
 a charge of *\$85 a month*
 a sprint of *100 meters*
 a book *8½ by 11 inches*
 a speed limit of *55 miles an hour*
 a shipment of *2 million tons*
 a panel *10 inches thick*
 an area of *12,000 square feet*

a basketball player *7 feet 2 inches* tall (see ¶430)
 a child *2 years 4 months old*
 a sophomore *nineteen years old*
 service *24 hours a day*
 graphics composed of *600 dpi* (dots per inch)

- *For the hyphenation of fractional expressions serving as compound adjectives (like half-dozen or 1/4-inch), see ¶427a.*

NOTE: A hyphenated compound adjective and an unhyphenated possessive expression often provide *alternative* ways of expressing the same thought. Do not use both styles together.

a *one-year* delay

OR: a *one year's* delay

(BUT NOT: a *one-year's* delay)

a *two-week* cruise

OR: a *two weeks'* cruise

(BUT NOT: a *two-weeks'* cruise)

- b. Hyphenate compound adjectives involving a number and *odd* or *plus*.

The embezzlement occurred some *twenty-odd* years ago.

I now give my age simply as *forty-plus*.

If the merger negotiations are successful, we could be looking at a *\$25 million-plus* deal.

¶818

However, treat compound adjectives involving a number and *fold* as solid words.

Our profits have increased *fourfold* in the past year.

BUT: Our profits have increased *12-fold* in the past year. (Insert a hyphen when the number is expressed as a figure.)

- c. Compound adjectives involving two numbers (as in ratios and scores) are expressed as follows:

a *50-50* (OR: *fifty-fifty*) chance an *18-7* victory a *3-to-1* ratio OR: a *3:1* ratio
20/20 (OR: *twenty-twenty*) vision a *1000-to-1* possibility **BUT:** a ratio of 3 to 1

➤ See also ¶¶450-451.

- d. Other compound expressions involving a number or letter are expressed as follows:

our <i>number-one</i> * (OR: <i>No. 1</i>) goal	a <i>3-D</i> graphic	<i>Class A</i> materials
BUT: we will be <i>number one</i>	an <i>8-bit</i> machine	a grade of <i>A plus</i> (OR: <i>A+</i>)
in <i>A1</i> condition	a <i>4-H</i> project	BUT: does <i>A-plus</i> (OR: <i>A+</i>) work
BUT: <i>A.1.</i> steak sauce	a <i>G-8</i> member	a passing mark of <i>D minus</i> (OR: <i>D-</i>)
<i>Title IX</i> provisions	an <i>NC-17</i> rating	BUT: a <i>D-minus</i> (OR: <i>D-</i>) student

Compound Noun

- 818** a. A number of adjective-noun combinations (such as *real estate* or *social security*) and noun-noun combinations (such as *life insurance* or *money market*) are well-established compound nouns serving as adjectives. Unlike *short-term*, *low-risk*, and the examples in ¶816a, these expressions refer to well-known concepts or institutions. Because they are easily grasped as a unit, they do not require a hyphen.

<i>accounts payable</i> records	<i>human resources</i> professionals	<i>nuclear energy</i> plant
<i>branch office</i> reports	<i>income tax</i> return	<i>public relations</i> adviser
<i>corporate earnings</i> reports	<i>life insurance</i> policy	<i>real estate</i> agent
<i>government bond</i> funds	<i>mass production</i> techniques	<i>social security</i> tax
<i>high school</i> diploma	<i>money market</i> funds	<i>word processing</i> center

EXCEPTION: a *mail-order* business

NOTE: When dictionaries do not provide guidance on a specific adjective-noun combination, consider whether the expression is more like a well-known compound such as *social security* or more like *short-term*. Then space the combination or hyphenate it accordingly.

- b. When a noun-noun combination involves two words of relatively equal rank, hyphenate the combination. (See also ¶¶295a-b, 806.)

an <i>input-output</i> device	the <i>space-time</i> continuum	an <i>air-sea</i> search
<i>cost-benefit</i> analyses	<i>labor-management</i> relations	a <i>sand-gravel</i> mixture

EXCEPTION: the *price/earnings* ratio OR: the *P/E* ratio

- c. As a general rule, when a compound noun is used as a compound adjective, the decision to hyphenate or not will depend on how familiar you think your reader is with the term in question. Thus a term like *small business owner* would not be

Continued on page 230

*Merriam-Webster does not hyphenate *number-one* before a noun.

¶819

hyphenated if you feel your reader is familiar with the concept of *small business*. However, if your reader could misinterpret *small business owner* as a reference to the size of the person rather than to the size of the business, write *small-business owner*.

- d. A compound noun like *African American* is hyphenated when used as an adjective.* (See ¶348b.)

Proper Name

- 819** a. Do not hyphenate the elements in a proper name used as an adjective.

a *Supreme Court* decision

a *Rodeo Drive* location

a *Saks Fifth Avenue* store

Mickey Mouse procedures

- b. When two or more distinct proper names are combined to form a one-thought modifier, use a hyphen to connect the elements.

a *German-American* restaurant

the cuisine is *German-American*

NOTE: If one of the elements already contains a hyphen or is an open compound noun, use an en dash or two hyphens to connect the two proper names.

the *Winston-Salem-Atlanta* bus trip

the *Scranton-Wilkes-Barre* area

the *New York-Chicago-Los Angeles* flight

BUT: the flight to *New York, Chicago, and Los Angeles*

Noun + Adjective

- 820** a. When a compound adjective consists of a noun plus an adjective, hyphenate this combination whether it appears before or after the noun. (See ¶815b.)

accident-prone

machine-readable

tax-exempt

bone-dry

paper-thin

toll-free

brain-dead

pitch-dark

tone-deaf

capital-intensive

power-hungry

top-heavy

class-conscious

price-conscious

trigger-happy

color-blind

risk-averse

user-friendly

fuel-efficient

sky-high

water-repellent

ice-cold

street-smart

year-round

Your suggestion is ingenious but not *cost-effective*.

You are trying to solve an *age-old* problem.

She wants *everything* to be *letter-perfect*.

We import these *water-repellent* fabrics *duty-free*.

I want a computer that is *IBM-compatible*.

NOTE: Retain the hyphen in a noun plus an adjective combination when the expression functions as an adverb rather than as an adjective.

ADJECTIVE: Please call me on my *toll-free* number. (See ¶454d, note.)

ADVERB: You can always call me *toll-free*.

ADJECTIVE: The information is encoded on *paper-thin* wafers.

ADVERB: The wafers have to be sliced *paper-thin*.

*Merriam-Webster also hyphenates this term when it is used as a noun. (See ¶348b.)

¶821

- b. When a compound noun (for example, *federal tax*) and an adjective (for example, *free*) make up a compound adjective, insert only one hyphen to link the two elements (*federal tax-free* **NOT**: *federal-tax-free*). (See ¶821b, note.)

NOTE: If combining an open compound noun with an adjective creates an expression that is ambiguous or unclear, reword the sentence to eliminate this problem.

federal tax-free plans **CLEARER:** plans free of federal taxes

OR: federal plans that are tax-free

- c. A few words in this category are now written solid. For example:

-wide: worldwide, nationwide, countrywide, statewide, countywide, citywide, communitywide, industrywide, companywide, storewide

-proof: waterproof, fireproof, shatterproof, weatherproof, childproof, bulletproof, foolproof, rustproof, soundproof, shockproof

-worthy: praiseworthy, newsworthy, trustworthy, creditworthy, noteworthy, seaworthy

-sick: homesick, airsick, carsick, heartsick, lovesick, seasick

-long: daylong, nightlong, weeklong, monthlong, yearlong, lifelong, aelong, headlong, hourlong*

Noun + Participle

- 821** a. When a compound adjective consists of a noun plus a participle, hyphenate this combination whether it appears before or after the noun. (See ¶815b.)

attention-getting

interest-bearing

poll-tested

awe-inspiring

law-abiding

research-based

bell-shaped

market-tested

smoke-filled

case-sensitive

mind-boggling

snow-covered

decision-making

muscle-bound

tailor-made

eye-popping

nerve-racking

tax-sheltered

hair-raising

oven-roasted

tongue-tied

hand-lettered

panic-stricken

weather-beaten

home-cooked

penny-pinching

Windows-based

This *number-crunching* software uses *eye-popping* graphics.

Buying *custom-tailored* suits can easily become *habit-forming*.

The use of *computer-aided* design and *productivity-enhancing* equipment has boosted our profits enormously.

Thanks to an *SBA-guaranteed* loan, we expect to have a *record-breaking* year.

This *Republican-led* Congress will introduce additional *tax-cutting* measures.

Our company is now 40 percent *employee-owned*.

- b. When an open compound noun is combined with a participle to form a one-thought modifier, insert a hyphen only before the participle.

U.S. government-owned lands

a *Pulitzer Prize-winning* play

a *Labor Department-sponsored* conference

a *Dayton, Ohio-based* consortium

health care-related expenditures (see ¶801d)

solar energy-oriented research

Continued on page 232

*Merriam-Webster hyphenates this word.

¶822

NOTE: For greater clarity use an en dash instead of a hyphen when combining an open compound with a participle. (See also ¶819b, note.)

- | | |
|---|-------------------------------------|
| a <i>White House-backed</i> proposal | a <i>New Orleans-bound</i> traveler |
| a <i>Frank Lloyd Wright-designed</i> building | a <i>Windows XP-based</i> program |

- c. Combining an open compound noun with a participle to form a compound adjective can often lead to awkward constructions. Reword to eliminate this problem.

AWKWARD: This software is *Novell network-compatible*.

BETTER: This software can also be used on a Novell network.

- d. A few words in this category are now written solid. For example:

- | | |
|----------------|--|
| hand-: | handheld, handmade, handpicked, handwoven, handwritten |
| heart-: | heartbreaking, heartbroken, heartfelt, heartrending, heartwarming |
| home-: | homebound, homegrown, homemade, homespun |
| time-: | timeserving, timeworn |
| | BUT: time-consuming, time-honored, time-saving, time-sharing, time-tested |
| pain-: | painkilling, painstaking |

Adjective + Participle (see also ¶824b)

- 822** a. When a compound adjective consists of an adjective plus a participle, hyphenate this combination whether it appears before or after the noun. (See ¶815b.)

- | | | |
|------------------------------------|---------------|----------------|
| clean-cut | high-ranking | rough-hewn |
| friendly-looking (see ¶824a, note) | long-standing | smooth-talking |
| half-baked | odd-sounding | soft-spoken |
| hard-hitting | ready-made | sweet-smelling |

I'm *half-tempted* to apply for the Singapore opening myself.

He is a *smooth-talking* operator who never delivers what he promises.

Betty was anything but *soft-spoken* in arguing against the new procedures.

- b. Retain the hyphen even when a comparative or superlative adjective is combined with a participle—for example, *nicer-looking*, *best-looking*, *oddest-sounding*, *better-tasting*.

As the *highest-ranking* official present, Mrs. Egan took charge of the meeting.

This year's brochure is *better-looking* than last year's.

Why can't we attract *better-qualified* people to our company?

The conference got a *better-than-expected* turnout.

Pinney & Cobb is the *fastest-growing* employer in the state.

Adjective + Noun + ED

- 823** a. When a compound adjective consists of an adjective plus a noun plus *ed*, hyphenate this combination whether it appears before or after the noun. (See ¶815b.)

- | | | |
|---------------|---------------|------------------|
| broad-minded | two-faced | round-shouldered |
| empty-headed | clear-eyed | empty-handed |
| quick-witted | hard-nosed | light-fingered |
| hot-tempered | tight-mouthed | two-fisted |
| good-humored | thin-lipped | loose-jointed |
| high-spirited | sharp-tongued | double-breasted |
| fair-haired | red-cheeked | long-winded |

¶823

good-hearted	full-bodied	fast-paced
deep-seated	open-ended	broad-based
flat-bottomed	closed-captioned	coarse-grained
clean-limbed	low-pitched	double-edged
weak-kneed	high-priced	single-spaced (see ¶812a)
long-legged	middle-aged	deep-rooted
flat-footed	old-fashioned	high-powered
hot-blooded	short-lived (pronounce the <i>i</i> as in <i>life</i>)	one-sided
thin-skinned	pint-sized (see <i>d</i> below)	BUT: lopsided

Our success was *short-lived*: the business folded after six months. (*Short-lived* is derived from the phrase *of short life*. For that reason the *i* in *lived* is pronounced like the long *i* in *life*, not like the short *i* in *given*.)

These symptoms commonly occur in *middle-aged* executives.

I'm too *old-fashioned* to be that *broad-minded*.

- b. Retain the hyphen in comparative or superlative forms—for example, *smaller-sized*, *highest-priced*, *best-natured*.

Our *higher-priced* articles sold well this year.

These goods are *higher-priced* than the samples you showed me.

Fred is the *longest-winded* speaker I ever heard.

Fred's speech was the *longest-winded* I ever heard.

- c. Some words ending with a noun + *ed* are now written solid. For example:

-headed: bareheaded, bullheaded, chowderheaded, clearheaded, coolheaded, fatheaded, hardheaded, hotheaded, levelheaded, muddleheaded, pigheaded, redheaded, softheaded, soreheaded, thickheaded, woodenheaded, wrongheaded

BUT: bald-headed, empty-headed, light-headed, pointy-headed

-hearted: bighearted, brokenhearted, coldhearted, halfhearted, heavyhearted, lighthearted, openhearted, softheaded, stouthearted, tenderhearted, warmhearted, wholehearted

BUT: good-hearted, hard-hearted, single-hearted

-mouthed: closemouthed, openmouthed, widemouthed, bigmouthed, loudmouthed, mealmouthed

BUT: tight-mouthed

-fisted: hardfisted, tightfisted, closefisted, ironfisted

BUT: two-fisted, ham-fisted

-sighted: nearsighted, shortsighted, farsighted, foresighted

BUT: clear-sighted, sharp-sighted

-brained: birdbrained, featherbrained, harebrained (**NOT:** hairbrained), lamebrained, scatterbrained

-minded: feeble-minded, absent-minded, simple-minded

BUT: broad-minded, civic-minded, fair-minded, high-minded, like-minded, low-minded, narrow-minded, open-minded, serious-minded, single-minded, small-minded, strong-minded, tough-minded, weak-minded

- d. Compound adjectives ending in *sized* (such as *pint-sized*, *pocket-sized*, *life-sized*, *full-sized*, *giant-sized*, *king-sized*, *queen-sized*, and *twin-sized*) are now commonly written without the final *d*.

Our community center is building an *Olympic-size* pool.

¶824

Adverb + Participle (see also ¶825)

- 824** a. Do not hyphenate an adverb-participle combination if the adverb ends in *ly*.

a *poorly constructed* house
 a *highly valued* employee
 a *clearly defined* set of terms

a *wholly owned* corporation
 a *newly formed* division
 an *extremely tiring* trip

NOTE: Hyphenate nouns and adjectives ending in *ly* when they are used with participles. (See also ¶822.)

a *friendly-sounding* voice

a *motherly-looking* woman

➤ To distinguish between adjectives and adverbs ending in *ly*, see ¶1069a–b.

- b. Other adverb-participle compounds are hyphenated *before* the noun. When these same combinations occur in the predicate, drop the hyphen if the participle is part of the verb.

Before the Noun

a *well-known* consultant
much-needed reforms
 the *above-mentioned* facts
 the *ever-changing* tides
 a *long-remembered* tribute
 a *soon-forgotten* achievement

Elsewhere in Sentence

This consultant *is* well *known*.
 These reforms *were* much *needed*.
 These facts *were mentioned* above.
 The tides *are* ever *changing*.
 Today's tribute *will be* long *remembered*.
 Her achievement *was* soon *forgotten*.

However, if the participle does not become part of the verb and continues to function with the adverb as a one-thought modifier in the predicate, retain the hyphen.

Before the Noun

a *well-behaved* child
 a *clear-cut* position
 a *well-intentioned* proposal

Elsewhere in Sentence

The child *is well-behaved*.
 Their position *was clear-cut*.
 The proposal *was well-intentioned*.

NOTE: You couldn't say, "The child is behaved" or "Their position was cut" or "The proposal was intentioned." Since the participle is not part of the verb, it must be treated as part of a compound adjective. Compare the use of *fast-moving* in the following examples.

Before the Noun

a *fast-moving* narrative

Elsewhere in Sentence

The narrative *is fast-moving*.

BUT: The narrative *is fast moving* toward a climax.

- c. A hyphenated adverb-participle combination like those in *b* above retains the hyphen even when the adverb is in the comparative or superlative.

a *better-known* brand
 the *best-behaved* child

the *hardest-working* manager
 a *faster-moving* stock clerk

- d. A few words in this category are now written solid. For example:

-going: easygoing, ongoing, outgoing, thoroughgoing

far-: farseeing, farsighted

BUT: far-fetched, far-flung, far-reaching

free-: freehanded, freehearted, freestanding, freethinking, freewheeling

BUT: free-falling, free-flowing, free-floating, free-spoken, free-swinging

wide-: widespread

BUT: wide-eyed, wide-ranging, wide-spreading

Adverb + Adjective

825 a. A number of adverb-adjective combinations resemble the adverb-participle combinations described in ¶824. However, since an adverb normally modifies an adjective, do not use a hyphen to connect these words.

a <i>not too interesting</i> report	a <i>very moving</i> experience
a <i>rather irritating</i> delay	a <i>quite trying</i> day
a <i>closely guarded</i> secret	a <i>terribly boring</i> speech

NOTE: In these examples you can omit the adverb and speak of an *interesting* report, an *irritating* delay, a *moving* experience, and a *trying* day; hence no hyphen is needed. However, as explained in ¶824b, note, you cannot speak of a *behaved* child, a *cut* position, or an *intentioned* proposal; for that reason, the adverb preceding *behaved*, *cut*, and *intentioned* must be linked by a hyphen.

b. Do not hyphenate a comparative or superlative form when the adverb *more*, *most*, *less*, or *least* is combined with an adjective.

a <i>more determined</i> person	a <i>less complicated</i> transaction
the <i>most exciting</i> event	the <i>least interesting</i> lecture
a <i>more exciting</i> competition	a <i>less appealing</i> design

➤ For a usage note on *more*, see page 335.

Participle + Adverb

826 Hyphenate a participle-adverb combination *before* the noun but not when it occurs elsewhere in the sentence.

Before the Noun

filled-in forms
worn-out equipment
 a *tuned-up* engine
 a *scaled-down* proposal
baked-on enamel
 a *cooling-off* period
unheard-of bargains
 an *agreed-upon* date
warmed-over ideas

Elsewhere in Sentence

These forms should be *filled in*.
 The equipment was *worn out*.
 The engine has been *tuned up*.
 The proposal must be *scaled down*.
 This enamel has been *baked on*.
 Don't negotiate without *cooling off* first.
 These bargains were *unheard of*.
 We *agreed upon* a date.
 His ideas were *warmed over* for the occasion.

➤ See also the examples in ¶831.

Adjective + Adjective

827 a. Do not hyphenate independent adjectives preceding a noun.

a *long* and *tiring* trip (*long* and *tiring* each modify *trip*)
 a *warm*, *enthusiastic* reception (*warm* and *enthusiastic* each modify *reception*; a comma marks the omission of *and*)
 a *distinguished* public orator (*public* modifies *orator*; *distinguished* modifies *public orator*)

➤ For the use of commas with adjectives, see ¶¶168–171, especially the final examples in ¶169.

¶ 828

- b. In a few special cases two adjectives joined by *and* or *or* are hyphenated because they function as one-thought modifiers. These, however, are rare exceptions to the rule stated in a.

a <i>cut-and-dried</i> presentation	an <i>out-and-out</i> lie
a <i>hard-and-fast</i> rule	an <i>up-and-coming</i> lawyer
a <i>high-and-mighty</i> attitude	a <i>lean-and-mean</i> approach
a <i>tried-and-true</i> method	a <i>rough-and-tumble</i> environment
an <i>open-and-shut</i> case	a <i>spick-and-span</i> kitchen
a <i>black-and-blue</i> bruise	an <i>on-and-off</i> switch
<i>black-and-white</i> answers	<i>sweet-and-sour</i> chicken
an <i>up-or-down</i> vote	<i>in-and-out</i> trading (in the stock market)

Henry views the matter in *black-and-white* terms. (A one-thought modifier.)

BUT: Sue wore a *black and white* dress to the Mallory party. (Two independent adjectives.)

- c. Hyphenate two adjectives that express the dual nature of the thing that they refer to. (See also ¶¶ 295b, 806, 818b.)

a *true-false* test a *compound-complex* sentence **BUT:** a *bittersweet* ending

- d. Hyphenate expressions such as *blue-black*, *green-gray*, *snow-white*, and *red-hot* before and after a noun. However, do not hyphenate expressions such as *bluish green*, *dark gray*, or *bright red* (where the first word clearly modifies the second).

Sales have been *red-hot* this quarter.

Her dress was *bluish green*.

Blue-black ink will show up best.

His moods range from black to *dark gray*.

Verb + Verb

- 828** a. Hyphenate a compound adjective consisting of two verbs (sometimes joined by *and* or *or*) when the adjective appears *before* the noun.

a <i>drag-and-drop</i> operation	a <i>plug-and-play</i> Web server
<i>point-and-click</i> navigating	a <i>wait-and-see</i> attitude
the <i>cut-and-paste</i> procedure	graded on a <i>pass-fail</i> basis
a <i>hit-or-miss</i> marketing strategy	a <i>can-do</i> spirit
a <i>make-or-break</i> financial decision	a <i>do-or-die</i> commitment
<i>stop-and-go</i> production lines	a <i>live-and-let-live</i> philosophy
<i>rank-and-yank</i> sessions (annual job reviews)	<i>wash-and-wear</i> fabrics
a <i>hunt-and-peck</i> approach to the keyboard	a <i>show-and-tell</i> presentation
operating only on a <i>cash-and-carry</i> basis	a <i>hit-and-run</i> accident

We had some *touch-and-go* moments until our funding was renewed.

Their *hide-and-peek* style of financial reporting has finally been exposed.

If you can believe the advance buzz, Hollywood is about to release six *must-see* movies.

Negotiations were conducted in a *give-and-take* atmosphere.

Our CEO's *ready-fire-aim* approach does not inspire confidence.

- b. Do not hyphenate these elements when they play a normal function *elsewhere in the sentence*. However, retain the hyphen if these expressions continue to function as a compound adjective.

They're never sure whether they'll *hit or miss* their marketing targets.

BUT: Their marketing strategy can best be described as *hit-or-miss*.

Verb + Adverb

- 829** a. Hyphenate a compound adjective consisting of a verb plus an adverb when the adjective appears *before* the noun.

our *break-even* point

a *read-only* memory

the *trickle-down* theory of financing

a *get-well* card

a *mail-in* rebate

a *pop-up* menu

a *stand-up* comedian

a *sit-down* dinner

a *twist-off* cap

their *die-hard* fans

a *drop-dead* party dress

dress-down Fridays

a *zip-out* lining

a *tow-away* zone

run-on sentences

carry-on luggage

a *drive-through* window

a *set-aside* program

- b. Do not hyphenate these elements when they play a normal function *elsewhere* in the sentence.

At what point will we *break even*?

Does this lining *zip out*?

Verb + Noun

- 830** a. Hyphenate a compound adjective consisting of a verb plus a noun (or pronoun) when the adjective appears *before* the noun.

take-home pay

a *take-charge* kind of person

a *thank-you* note

a *show-me* kind of attitude

BUT: a *turnkey* computer system

a *lackluster* approach

- b. Do not hyphenate these elements when they play a normal function *elsewhere* in the sentence.

In terms of salary it's not so much what you gross as it is what you *take home*.

Betsy is inclined to *take charge* of any situation in which she finds herself.

Phrasal Compound

- 831** a. Hyphenate phrases used as compound adjectives *before* a noun. Do not hyphenate such phrases when they occur normally elsewhere in the sentence.

Before the Noun

up-to-date expense figures

down-to-earth projections

on-the-job training

off-the-shelf software

an *in-service* workshop

a *going-out-of-business* sale

an *out-of-the-way* location

over-the-counter stocks

under-the-table payments

an *above-average* rating

below-the-line charges

a *middle-of-the-road* position

Elsewhere in Sentence

The expense figures are *up to date*.

These projections appear to be *down to earth*.

I got my training *on the job*.

You can buy that software *off the shelf*.

Modify only the equipment currently *in service*.

Is Chelsea's Drugs *going out of business*?

Why is the shopping mall so far *out of the way*?

These stocks are sold only *over the counter*.

Don't make any payments *under the table*.

Our unit's performance was rated *above average*.

These charges will show up *below the line*.

His political position never strays far from the *middle of the road*.

¶831

Before the Noun

before-tax earnings
after-dinner speeches
around-the-clock service
across-the-board cuts
 a *between-the-lines* reading

behind-the-scenes contract negotiations

a *state-of-the-art* installation
 a *spur-of-the-moment* decision
 a *change-of-address* form
 a *matter-of-fact* approach
 a *dog-in-the-manger* attitude

straight-from-the-shoulder talk
made-to-order wall units
 a *pay-as-you-go* tax plan
 a *get-rich-quick* scheme

a *would-be* expert
coast-to-coast flights
bumper-to-bumper traffic
 a *case-by-case* analysis
 a *by-invitation-only* seminar
 a *how-to* manual
 a *soon-to-be-released* report
 a *\$150,000-a-year* fee
 a *well-thought-of* designer
 a *well-thought-out* plan
 a *what-if* scenario
 an *inside-the-Beltway* type
in-depth analysis
word-of-mouth marketing
 the *go-to* person
made-for-TV movies
 a *much-talked-about* party
 a *nine-year-old* girl
BUT: a 9 -year-old girl
(NOT: a nine-and-a-half year-old girl)

Elsewhere in Sentence

What were our earnings *before taxes*?
 Speeches *after dinner* ought to be prohibited.
 We offer service *around the clock*.
 The CEO wants budget cuts *across the board*.
 When you read *between the lines*, Jan's memo takes on a completely different meaning.
 Contract negotiations went on *behind the scenes*.

This model reflects the current *state of the art*.
 Barra's decision was made on the *spur of the moment*.
 Please show your *change of address*.
 Jan accepted the situation as a *matter of fact*.
 Joe's attitude reminds me of the fable about the *dog in the manger*.

I gave it to him *straight from the shoulder*.
 These wall units were *made to order*.
 The new tax plan requires you to *pay as you go*.
 Don't trust any scheme that promises that you will *get rich quick*.

Roy hoped he *would be* accepted as an expert.
 I fly *coast to coast* about three times a month.
 The traffic stood *bumper to bumper*.
 We must resolve these problems *case by case*.
 Attendance at the seminar is *by invitation only*.
 This manual will show you *how to* get published.
 The consultant's report is *soon to be released*.
 Our legal fees run about *\$150,000 a year*.
 Our former designer was *well thought of*.
 The plan was *well thought out*.
What if we bought a controlling interest in this business?
 Jo seems to know just about everybody *inside the Beltway*.
 Corey has analyzed your budget proposal *in depth*.
 We depend chiefly on *word of mouth* to market our products.
 Pam is the one to *go to* when you need some good advice.
 The movies Hal produces are all *made for TV*.
 Your party was *much talked about*.
 Michelle is only *nine years old*.
 Michelle is only 9 *years old* (See ¶428a)

NOTE: When the elements of a phrasal compound are hyphenated, the result may sometimes be unattractive or even disconcerting. In such cases you may use quotation marks (instead of hyphens) to hold the phrase together as a unit. In the following examples compare the hyphenated forms (which are correct) with the forms enclosed in quotation marks.

That country has been granted *most favored-nation* status

OR: That country has been granted *m st f vored nati n* status.

Next month we will be holding a *going-out-of-business* sale.

OR: Next month we will be holding a "going out of business" sale.

Our two senators are taking a *middle-of-the-road* position.

OR: Our two senators are taking a "middle of the road" position.

- b. When two nouns joined by *and* or *to* are used as a compound adjective before a noun, hyphenate the phrase.

a *cock-and-bull* story

a *dog-and-pony* show*

a *chicken-and-egg* situation

a *life-and-death* matter

a *David-and-Goliath* battle

bread-and-butter issues

horse-and-buggy days

the airlines' *hub-and-spoke*

(OR: *hub-and-hope*) system

a *question-and-answer*

(OR: Q&A) presentation

a *day-to-day* arrangement

a *face-to-face* meeting

back-to-back classes

a *trial-and-error* approach

a *mom-and-pop* operation

a *carrot-and-stick* proposal

a *meat-and-potatoes* kind of guy

a *cause-and-effect* hypothesis

a *cloak-and-dagger* operation

foot-and-mouth disease

a *bricks-and-mortar* business

(one that sells things in stores)

a *clicks-and-mortar* business (one that sells things online as well as in stores)

a *clicks-to-bricks* business (an Internet company that opens stores)

an *eye-to-eye* confrontation

- c. As a rule, do not hyphenate foreign phrases used as adjectives before a noun. (See also ¶287.)

an *ad hoc* committee

an *à la carte* menu

a *bona fide* transaction

an *ex officio* member

a *pro rata* assessment

a *per diem* fee

EXCEPTIONS: an *ad-lib* speech, a *laissez-faire* economic policy

- d. When a compound modifier consists of two or more hyphenated phrases, separate the phrases with a comma.

a *penny-wise, pound-foolish* approach to handling money

a *knock-down, drag-out* fight over ownership of the company

an *all-out, no-holds-barred* strategy

the *first-in, first-out* method of accounting

a *first-come, first-served* policy of seating

a *no-fee, no-load* IRA

a *chin-up, back-straight, stomach-in* posture

an *on-again, off-again* wedding

BUT: a *go/no-go*[†] decision (see also ¶295a)

- e. Hyphenate repeated or rhyming words used before a noun.

a *go-go* attitude

a *rah-rah* spirit

a *hush-hush* venture

a *buddy buddy* relationship

a *razzle-dazzle* display

a *fancy-schmancy* wedding

a *ninky-dink* setup

a *tacky-tacky* operation

Continued on page 240

*Merriam-Webster shows this term without hyphens—*dog and pony show*.

†Merriam-Webster shows this term as *go-no-go*.

¶832

- | | |
|--------------------------------------|---|
| a <i>teeny-weeny</i> salary increase | an <i>artsy-craftsy</i> boutique |
| a <i>palsy-walsy</i> deal | a <i>topsy-turvy</i> world |
| a <i>loosey-goosey</i> style | a <i>helter-skelter</i> file of documents |
| a <i>wishy-washy</i> administrator | a <i>ho-hum</i> marketing campaign |

- f. Hyphens may also be used to signify an exaggerated pronunciation of a word.

If the Walshes agree to support your cause, I would be so-o-o-o-o-o surprised.
And you thought I'd lend you money? No-o-o-o-o way.

Suspending Hyphen

- 832** a. When a series of hyphenated adjectives has a common basic element and this element is shown only with the last term, insert a suspending hyphen after each of the incomplete adjectives to indicate a relationship with the last term.

- | | |
|--|---|
| <i>long- and short-term</i> securities | <i>10- and 20-year</i> bonds |
| <i>private- and public-sector</i> partnerships | a <i>three- or four-color</i> cover |
| <i>single-, double-, or triple-spaced</i> copy | <i>two- and four-wheel</i> drive |
| <i>ice- and snow-packed</i> roads | <i>8½- by 11-inch</i> paper |
| <i>open- and closed-door</i> sessions | BUT: <i>8½" × 11"</i> paper (see ¶432) |

- b. When the common element appears only at the start of the first term, insert a hyphen before each of the incomplete adjectives to indicate a relationship with the first term. (See ¶833e.)

a *well-known and -loved* figure in the community a *better-planned and -executed* session

- c. Use one space after each suspending hyphen unless a comma is required at that point.

- | | |
|-----------------------------------|-------------------------------------|
| a <i>six- to eight-week</i> delay | <i>3-, 5-, and 8-gallon</i> buckets |
| a <i>10- to 12-hour</i> trip | <i>6-, 12-, and 24-month</i> CDs |

- d. When two or more solid compound adjectives with a common element are used together (for example, *lightweight* and *heavyweight*) and the common element is shown only with the last term, use a suspending hyphen with the incomplete forms to indicate a relationship with the common element.

This product is available in *light-* and *heavyweight* versions.

Please provide *day-* and *nighttime* phone numbers.

NOTE: Repeat the common element with each word if the use of the suspending hyphen looks odd or confusing; for example, *boyfriend* or *girlfriend* (rather than *boy-* or *girlfriend*).

➤ For the use of a suspending hyphen with prefixes or suffixes, see ¶833d–e.

Prefixes and Suffixes

- 833** a. In general, do not use a hyphen to set off a prefix at the beginning of a word or a suffix at the end of a word. (See ¶808b for two exceptions: *ex-* and *-elect*.)

- | | | |
|------------------------------|---|---------------------------------|
| <i>aftertaste</i> (see ¶842) | <i>audiovisual</i> | <i>coauthor</i> (see ¶835b) |
| <i>ambidextrous</i> | <i>biweekly</i> | <i>counterbalance</i> |
| <i>antedate</i> | <i>byline</i> BUT: <i>by-product</i> | <i>decentralize</i> (see ¶835a) |
| <i>antitrust</i> (see ¶834) | <i>circumlocution</i> | <i>downsizing</i> |

¶833

<i>extralegal</i>	<i>paramedical</i>	<i>meaningful</i>
<i>forefront</i>	<i>polysyllabic</i>	<i>sonogram</i>
<i>hypersensitive</i>	<i>posttest</i>	<i>photograph</i>
<i>hypocritical</i>	<i>prerequisite</i> (see ¶835)	<i>likelihood</i>
<i>illegal</i>	<i>proactive</i>	<i>convertible</i>
<i>immaterial</i>	<i>pseudoscientific</i>	<i>misspelling</i>
<i>indefensible</i> (see ¶843)	<i>reorganize</i> (see ¶837)	<i>fiftyish</i>
<i>infrastructure</i>	<i>retroactive</i>	<i>thankless</i> (see ¶846)
<i>interoffice</i>	<i>semiannual</i> (see ¶834)	<i>booklet</i>
<i>intramural</i> (see ¶834)	<i>subdivision</i>	<i>childlike</i> (see ¶846)
<i>introversion</i>	<i>supernatural</i>	<i>inducement</i>
<i>macroeconomics</i>	<i>supranatural</i>	<i>uppermost</i>
<i>micromanage</i>	<i>transcontinental</i>	<i>happiness</i>
<i>midwinter</i> (see ¶844)	<i>tri lateral</i>	<i>computernik</i>
<i>minibike</i>	<i>ultraconservative</i> (see ¶834)	<i>fireproof</i>
<i>misspell</i>	<i>unaccustomed</i>	<i>ensorship</i>
<i>monosyllable</i>	<i>undercurrent</i>	<i>handsome</i>
<i>multitasking</i>	<i>upshot</i>	<i>homestead</i>
<i>nonessential</i>	<i>changeable</i>	<i>backward</i>
<i>offbeat</i> (see ¶845)	<i>patronage</i>	<i>nationwide</i> (see ¶820c)
<i>outsourcing</i>	<i>freedom</i>	<i>edgewise</i> (see page 345)
<i>overconfident</i>	<i>sixfold</i>	<i>trustworthy</i>

NOTE: Be wary of spell checkers that may urge you to insert hyphens after these prefixes.

- b.** Whenever necessary, use a hyphen to prevent one word from being mistaken for another. (See ¶837.)

lock the <i>coop</i>	<i>multiply</i> by 12	a <i>unionized</i> factory
buy a <i>co-op</i>	a <i>multi-ply</i> fabric	an <i>un-ionized</i> substance

- c.** As a rule, when adding a prefix to a hyphenated or spaced compound word, use a hyphen after the prefix.

<i>pre-Revolutionary War</i> times	<i>non-interest-bearing</i> notes
<i>post-World War I</i> events	<i>non-computer-literate</i> adults
<i>ex-attorney</i> general	<i>non-civil</i> service position

EXCEPTIONS: *coeditor* in chief, *unair-conditioned*, *unself-conscious*

- d.** When two or more prefixes have a common element and this element is shown only with the final prefix, insert a suspending hyphen after each of the unattached prefixes to indicate a relationship with the common element. (See ¶832.)

<i>pre-</i> and <i>postnatal</i> care	<i>maxi-</i> , <i>mid-</i> , and <i>miniskirts</i>
<i>macro-</i> and <i>microeconomics</i>	<i>inter-</i> and <i>intraoffice</i> networks
<i>pro-</i> and <i>antiunion</i> forces	<i>over-</i> and <i>underqualified</i> job applicants

- e.** When two or more suffixes have a common element, it is possible to leave one of the suffixes unattached and insert a suspending hyphen to indicate the relationship with the common element; for example, *servicemen* and *-women*. However, to avoid confusion or awkwardness, it is usually better to repeat the common element with each suffix. (See ¶832.)

¶834

AWKWARD: I thought Nancy's reaction was more *thoughtless* than *-ful*.

BETTER: I thought Nancy's reaction was more *thoughtless* than *thoughtful*.

AWKWARD: I would characterize his behavior as *childlike* rather than *-ish*.

BETTER: I would characterize his behavior as *childlike* rather than *childish*.

- f. When elements that serve as prefixes are used as other parts of speech, do not attach them to the word that follows.

extralegal activities (activities not regulated by law; here *extra* is a prefix)

extra legal responsibilities (additional legal responsibilities; here *extra* is an adjective)

caught up in the *undercurrent* (here *under* is a prefix)

under current regulations (here *under* is a preposition)

- g. When a prefix is followed by a hyphen in an organizational name, respect the organization's preference.

Anti-Defamation League

Community Anti-Drug Coalitions of America

- 834** When the prefix ends with *a* or *i* and the base word begins with the same letter, use a hyphen after the prefix to prevent misreading.

ultra-active

anti-intellectual

semi-independent

intra-abdominal

anti-inflationary

multi-institutional

- 835** a. When the prefix ends with *e* and the base word begins with the same letter, the hyphen is almost always omitted.

reedit

preeminent

BUT: de-emphasize

reeducate

preemployment

de-energize

reelect

preempt

de-escalate

reemphasize

preexisting

reemploy

BUT: pre-engineered

reenforce

pre-owned

- b. When the prefix is *co* and the base word begins with *o*, use a hyphen except in a few commonly used words.

co-occurrence

co-opt

BUT: coordinate

co-official

co-organizer

cooperate

co-op

co-owner

cooperative

However, when the base word following *co* begins with a letter other than *o*, omit the hyphen.

coauthor

coedition*

copromoter

cocaptain

coeditor

copublisher

cochair

cofounder

cosign

coconspirator

copartner

cosigner

cocontributor

copayment*

cosponsor

codefendant

copilot

costar

codeveloper

coproducer

coworker

- 836** a. Use a hyphen after *self* when it serves as a prefix.

self-addressed

self-destruct

self-help

self-censorship

self-evident

self-important

self-confidence

self-fulfilling

self-paced

**Merram Webster* hyphenates this word.

self-parody	self-study	self-worth
self-serving	self-supporting	unself-conscious

b. Omit the hyphen when *self* serves as the base word and is followed by a suffix.

selfdom	selfhood	selfness
selfish	selfless	selfsame

c. Avoid the expression *him-* or *herself*. Use *himself* or *herself*.

837 As a rule, the prefix *re* (meaning “again”) should not be followed by a hyphen. A few words require the hyphen so that they can be distinguished from other words with the same spelling but a different meaning.

to <i>re-act</i> a part in a play	to <i>react</i> calmly to pressure
to <i>re-coil</i> the hose	to <i>recoil</i> from danger
to <i>re-collect</i> the slips	to <i>recollect</i> the mistake
to <i>re-cover</i> a chair	to <i>recover</i> from an illness
to <i>re-create</i> the crime scene	to <i>recreate</i> on a long vacation
to <i>re-dress</i> the mannequins	to <i>redress</i> a wrong
to <i>re-form</i> the rows	to <i>reform</i> a sinner
to <i>re-lay</i> the carpet	to <i>relay</i> a message
to <i>re-lease</i> the apartment	to <i>release</i> the hostage
she <i>re-marked</i> the ticket	as he <i>remarked</i> to me
to <i>re-press</i> the jacket	to <i>repress</i> one’s emotions
to <i>re-prove</i> your point	to <i>reprove</i> an offender
to <i>re-search</i> the files for the missing contract	to <i>research</i> (investigate) a problem in depth
I <i>re-sent</i> the letter yesterday	I <i>resent</i> her criticisms
to <i>re-serve</i> your customers	to <i>reserve</i> the right to sue
to <i>re-side</i> my house	to <i>reside</i> in comfort and safety
to <i>re-sign</i> the contracts	to <i>resign</i> the position
to <i>re-solve</i> this riddle	to <i>resolve</i> the conflict
to <i>re-sort</i> the cards	to <i>resort</i> to violence
to <i>re-strain</i> one’s wrist	to <i>restrain</i> one’s impulses
to <i>re-treat</i> the cloth	to <i>retreat</i> to safer ground

838 When a prefix is added to a word that begins with a capital letter, use a hyphen after the prefix.

anti-Semitic	mid-January	non-Windows application
inter-African	trans-Canadian	pre-Revolutionary War days
un-American	pro-Republican	post-World War II period

BUT: *transatlantic, transpacific, the Midwest*

839 Always hyphenate family terms involving the prefix *great* or the suffix *-in-law*, but treat terms involving *step* and *grand* solid. (See ¶1319c.)

my great-grandfather	your brother-in-law	my grandmother
their great-aunt	my stepdaughter	her great-grandchild

Note how the use or omission of a hyphen changes the meaning.

Martha Henderson is a *great-grandmother*. (At least one of her grandchildren has a child.)
 Martha Henderson is a *great grandmother*. (She treats her grandchildren extremely well.)

¶840

- 840 a.** Avoid feminine suffixes like *ess*, *ette*, and *trix*.

She has an established reputation as an *author* and a *poet*. (NOT: authoress and poetess.)

If you have any questions, ask your *flight attendant*. (NOT: stewardess.)

- b.** A few terms with feminine suffixes are still widely used; for example, *heroine* and *fiancée*. Women who have traditionally been called *actresses* are now often identified simply as *actors*; however, the traditional form continues to be used in the Oscar award for best actress. Women traditionally referred to as *hostesses* are increasingly called *hosts*. *Waitresses* are increasingly called *waiters* or *servers*; they are sometimes called *waitrons* and *waitpersons*, awkward terms that ought to be avoided. In legal documents, the terms *executrix* and *testatrix* are increasingly being replaced by *executor* and *testator*.

- 841** Use a hyphen after *quasi* when an adjective follows.

quasi-judicial

quasi-public

quasi-legislative

BUT: quasi corporation

- 842** When *after* is used as a prefix, do not use a hyphen to set it off from the root word. When *after* is used as a preposition in a compound adjective, insert a hyphen.

aftereffect

afternoon

BUT: an after-dinner speech

afterlife

aftershock

an after-hours club

aftermarket

aftertaste

my after-tax income

aftermath

afterthought

an after-theater snack

- 843** When *in* is used as a prefix meaning “not,” do not use a hyphen to set it off from the root word. When *in* is used as a preposition in a compound adjective, insert a hyphen.

inactive

infallible

BUT: an in-depth analysis

inarticulate

insensitive

in-flight movies

incapable

insolvent

our in-house designers

indecisive

intolerable

an in-service program

- 844** Although a hyphen is not ordinarily used to set off the prefix *mid*, a hyphen normally follows *mid* in expressions involving numbers or capitalized words.

during the mid-sixties **OR:** the mid-60s (see ¶¶434, 439a)

sailing in the mid-Atlantic in mid-June (see ¶838)

- 845** Many words beginning with the prefix *off* are written solid, but some are hyphenated.

offhand

offshore

BUT: off-color

offline*

offspring

off-key

offset

offstage

off-season

offshoot

offtrack

off-white

- 846** If the addition of the suffix *less* or *like* causes three *l*'s to occur in succession, insert a hyphen before the suffix. (See also ¶706, note.)

lifelike

businesslike

BUT: bell-like

wall-like

faultless

bottomless

shell-less

skill-less

*Merriam-Webster hyphenates this word.

Compound Computer Terms

847 The free spirits who coin most computer terms typically feel no obligation to follow the standard rules for the treatment of compound words. Consider the term *World Wide Web*. According to ¶820b, *worldwide* should be a solid word, but actual usage—in this case, *World Wide*—must always take precedence over rules. Indeed, the rules merely represent an attempt to impose some order and consistency on a language that cheerfully persists in disorder and inconsistency.

The problem is especially severe in the treatment of compound words in computer terminology, where changes occur so rapidly that it is impossible to establish a style that one can confidently expect to last for several years. What's more, at any given time a particular word may be in a state of unsettled transition and appear in several ways—hyphenated, spaced, and solid. The general tendency is for hyphenated forms to give way to either spaced or solid forms and for the spaced forms to give way to *solid forms*.

Consider the word *e-mail*. Initially presented as *electronic mail*, the term evolved into *E-mail*, and conservative writers still write the word with a capital *E*. Writers on the cutting edge, who continually press for fewer hyphens and less capitalization, have already converted the term to *email*. Those currently occupying the middle ground treat the word as *e-mail*, but with the passage of time (two years? four years? six months?) *email* may become the standard form. (See ¶847g, note.)

Dictionaries typically show the more conservative spellings, because they cannot keep pace with the changes rapidly taking place in this field. Where, then, do you turn for up-to-date guidance? The best places to look are (1) the magazines and dictionaries devoted to computer and Internet technology and (2) the manuals and style guides published by industry insiders. If you are writing for a knowledgeable audience of computer users, you can choose the emerging style for the treatment of compound words. If, on the other hand, you are writing for readers who are not immersed in the field, you may find it safer to stay with the more conservative treatment of these words, because such readers will more easily grasp, say, *file name* than *filename*.

The following paragraphs provide some guidelines on the current treatment of compound computer terms.

a. In the following list, the two-word forms (shown first) are still more common, but the one-word forms are starting to take hold.

file name	OR:	filename	screen saver	OR:	screensaver
home page	OR:	homepage	spell checker	OR:	spellchecker
menu bar	OR:	menubar	voice mail	OR:	voicemail

b. In the following list, the one-word forms (shown first) are more common, but the spaced or hyphenated forms are still being used.

barcode	OR:	bar code	logoff (n.)	OR:	log-off
handheld	OR:	hand-held	BUT:	log off (v.)	
hardwired	OR:	hard-wired	logon (n.)	OR:	log-on
offline	OR:	off-line	BUT:	log on (v.)	

¶847

offscreen	OR: off-screen	touchpad	OR: touch pad
online	OR: on-line	touchscreen	OR: touch screen
onscreen	OR: on-screen	wordwrap	OR: word wrap

- c. In the following list, the two-word forms (shown first) are more common, but the hyphenated forms (which follow the standard rules) are also being used.

dot matrix printers	OR: dot-matrix printers
local area networks	OR: local-area networks
wide area networks	OR: wide-area networks

- d. In the following list, the hyphenated forms (shown first) are more common, but the solid or spaced forms (if given) are now being used in materials aimed at industry insiders.

dot-com	drop-down menu	OR: dropdown menu
pop-up window	pull-down menu	OR: pulldown menu
read-only memory	ink-jet printer	OR: inkjet printer
write-only files	random-access memory	OR: random access memory

- e. The following compound words are solid except in a few special cases.

backup (n. & adj.)	lookup (n.)	trackball
BUT: back up (v.)	BUT: look up (v.)	trackpad
desktop	newsgroup	uplink (n. & v.)
downlink (n. & v.)	newsreader	upload (n. & v.)
download (n. & v.)	BUT: news server	userid (derived from <i>user ID</i>)
keyword	palmtop	whois (derived from <i>who is</i>)
laptop	toolbar	workstation

- f. Compound words beginning with *Web* are usually two words.

Web site	Web server	BUT: Webmaster
Web page	Web browser	Webcasting
Web surfer	Web directory	Webzine
Web index	Web clipping	Weblog

NOTE: The term *Web site* is still most commonly written as two words with a capital *W*. However, along with a few other *Web* compounds, it has started to appear as a solid word without an initial cap (*website*). In order to maintain a consistent style, it is better to retain the capital *W* until a majority of these terms (such as the *World Wide Web* and *the Web*) lose their initial cap as well.

- g. Compound words beginning with the prefix *e* are usually hyphenated.

e-book	e-economy	e-money
e-business	e-credit	e-tail OR: e-tailing
e-cash	e-currency	e-text
e-commerce	e-lance	e-wallet

NOTE: The term *e-mail* can still be seen as *E-mail* (the original form of the word) and also as *email* (without the hyphen), but the hyphenated form is still the one most commonly used. In order to maintain a consistent style, it is better to retain the hyphen in *e-mail* until many of the other *e* words start to drop the hyphen as well.

Sometimes One Word, Sometimes Two Words

848 A number of common words may be written either as one solid word or as two separate words, depending on the meaning. See individual entries listed alphabetically in ¶1101 (unless otherwise indicated) for the following words:

Almost—all most	Indirect—in direct
Already—all ready	Into—in to (see <i>In</i>)
Altogether—all together	Maybe—may be
Always—all ways	Nobody—no body
Anymore—any more	None—no one (see ¶1013a–b)
Anyone—any one (see ¶1010, note)	Onto—on to (see <i>On</i>)
Anytime—any time	Someday—some day
Anyway—any way	Someone—some one (see ¶1010, note)
Awhile—a while	Sometime—sometimes—some time
Everyday—every day	Upon—up on (see <i>On</i>)
Everyone—every one (see ¶1010, note)	Whatever—what ever
Indifferent—in different	Whoever—who ever

➤ *Hyphens in spelled-out numbers: see ¶¶427, 465.*

Hyphens in spelled-out dates: see ¶411a.

Hyphens in spelled-out amounts of money: see ¶420b.

Hyphens in spelled-out fractions: see ¶427.

Hyphens in numbers representing a continuous sequence: see ¶¶459–460.

Section 9

Word Division

Basic Rules (§§901–906)

Preferred Practices (§§907–918)

Breaks Within Word Groups (§§919–920)

Guides to Correct Syllabication (§§921–922)

- *For definitions of grammatical terms, see the appropriate entries in the Glossary of Grammatical Terms (Appendix D).*

Automatic hyphenation is a feature of many word processing programs. When the automatic hyphenation feature is turned on, the program consults its electronic dictionaries to determine where to insert a hyphen when dividing a word at the end of a line. The electronic dictionaries may not always agree with the authority for word divisions shown in this manual (the 2003 printing of *Merriam-Webster's Collegiate Dictionary*, Eleventh Edition). Moreover, some of the electronic word divisions may break the “unbreakable” rules in §§901–906. Therefore, always review all electronic word-division decisions and adjust them as necessary.

When the automatic hyphenation feature is turned on, the hyphen that divides a word at the end of a line is a *soft hyphen* (that is, a nonpermanent hyphen). If you subsequently change your text so that the divided word no longer falls at the end of a line, the soft hyphen will disappear. If you are typing an expression in which a hyphen must always appear, use a *regular hyphen*. If such an expression crosses the end of a line, it will be divided after the hyphen. If you are typing a hyphenated expression (such as a phone number) that should not be divided at the end of a line, use a *hard* (or *nonbreaking*) *hyphen*. In that way the complete expression will remain on the same line. (See §903b.)

Some writers prefer to turn off the automatic hyphenation feature and break the lines themselves. If you follow this practice, you will be inserting a hard hyphen at the end of such lines. Thus if your line endings subsequently change, you will have to inspect your copy carefully to remove those hyphens that no longer fall at the end of a line. To avoid overlooking unnecessary hyphens in such a case, make all your copy changes first and then, as a final step, adjust the line endings as necessary.

The following rules for word division include (1) those that must never be broken (§§901–906) and (2) those that should be followed whenever space permits a choice (§§907–920).

Basic Rules

- 901** a. Whenever possible, avoid dividing a word at the end of a line. Word divisions are unattractive and they may confuse a reader. However, an extremely ragged right margin is also very unattractive.
- b. When word division is unavoidable, try to divide at the point that is least likely to disrupt the reader's grasp of the word.
- c. Divide words only between syllables. Whenever you are unsure of the syllabication of a word, consult a dictionary. (See also ¶¶921–922 for some guidelines on correct syllabication.)
- ex- traordinary **OR:** extraor- dinary **OR:** extraordi- nary (**BUT NOT:** extra- ordinary)
- d. Some syllable breaks shown in the dictionary are not acceptable as points of word division. (See ¶¶903–904.)

NOTE: Professional typesetters often take liberties with the rules of word division in order to fit copy within a limited amount of space. For that reason you may occasionally notice word divisions in this professionally typeset manual that do not follow the guidelines presented in Section 9.

- 902** Do not divide one-syllable words. Even when *ed* is added to some words, they still remain one-syllable words and cannot be divided.

stressed	through	spring	hour
planned	thoughts	straight	rhythm

- 903** a. Do not set off a one-letter syllable at the beginning or the end of a word.

amaze (NOT: a- maze)	ideal (NOT: i- deal)
media (NOT: medi- a)	lucky (NOT: luck- y)

NOTE: So as to discourage word division at the beginning or end of a word, some dictionaries no longer mark one-letter syllables at these points.

- b. When typing a word like *e-mail*, use a hard (or nonbreaking) hyphen so that the word will not be divided after the *e-*.

- 904** Do not divide a word unless you can leave a syllable of at least three characters (the last of which is the hyphen) on the upper line and you can carry a syllable of at least three characters (the last may be a punctuation mark) to the next line.

<i>ad-</i> mit	<i>de-</i> ter	<i>un-</i> der	<i>in-</i> ert
do- <i>ing</i>	re- <i>new</i>	set- <i>up,</i>	happi- <i>ly.</i>

NOTE: Whenever possible, avoid dividing any word with fewer than six letters.

- 905** Do not divide abbreviations.

ACTION	UNICEF	AMVETS	NASDAQ
irreg.	approx.	assoc.	introd.

NOTE: An abbreviation like *AFL-CIO* may be divided after the hyphen.

- 906** Do not divide contractions.

haven't	shouldn't	mustn't	o'clock
---------	-----------	---------	---------

¶907

Preferred Practices

While it is acceptable to divide a word at almost any syllable break shown in the dictionary, it is often better to divide at some points than at others in order to obtain a more intelligible grouping of syllables. The following rules indicate preferred practices whenever you have sufficient space left in the line to permit a choice.

907 Divide a solid compound word between the elements of the compound.

eye- witness	time- table	photo- copy	socio- economic
copy- writer	master- minding	trouble- shooting	muddle- headed

908 Divide a hyphenated compound word at the point of the hyphen.

self- confidence	father- in-law	cross- reference	senator- elect
whistle- blowing	window- shopper	pocket- handkerchief	consciousness- raising

909 Divide a word *after* a prefix (rather than within the prefix).

Preferred	Acceptable
..... intro- in-
duce inter-	roduce in-
national super-	ternational su-
sonic circum-	personic cir-
stances ambi-	cumstances .. am-
dextrous	bidextrous

However, avoid divisions like the following, which can easily confuse a reader.

Confusing	Better
..... inter- in-
rogate super-	terrogate su-
lative circum-	perlative cir-
ference ambi-	cumference ... am-
tious hyper-	bitious hy-
bole extra-	perbole ex-
neous coin-	traneous..... co-
cide	incide

910 Divide a word *before* a suffix (rather than within the suffix).

appli- cable (**RATHER THAN:** applica- ble)
comprehen- sible (**RATHER THAN:** comprehensi- ble)

911 When a word has both a prefix and a suffix, choose the division point that groups the syllables more intelligibly.

replace- ment (**RATHER THAN:** re- placement)

The same principle applies when a word contains a suffix added on to a suffix. Choose the division point that produces the better grouping.

helpless- ness (**RATHER THAN:** help- lessness)

912 Whenever you have a choice, divide after a prefix or before a suffix (rather than within the root word).

over- active (**RATHER THAN:** overac- tive)
success- ful (**RATHER THAN:** suc- cessful)

NOTE: Avoid divisions that could confuse a reader.

re- address (NOT: read- dress)	co- insure (NOT: coin- sure)
re- allocate (NOT: real- locate)	co- operate (NOT: coop- erate)
re- arrest (NOT: rear- rest)	sources (NOT: sour- ces)
re- invest (NOT: rein- vest)	be- atify (NOT: beat- ify)

913 When a one-letter syllable occurs within the root of a word, divide *after* it (rather than before it).

impera- tive	pene- trate	simi- lar	congratu- late
nega- tive	reme- dies	apolo- gize	salu- tary

914 When two separately sounded vowels come together in a word, divide between them.

recre- ation	medi- ation	pro- active	situ- ated
pre- eminent	experi- ence	po- etic	influ- ential
spontane- ity	anti- intellectual	auto- immune	ingenu- ity
courte- ous	patri- otic	co- opting	continu- ous

NOTE: Do not divide between two vowels when they are used together to represent one sound.

main- tained	trea- surer	en- croaching	ac- quaint
extraor- dinary	es- teemed	ap- point	guess- ing
pa- tience	sur- geon	ty- coon	acquit- tal
por- tion	neu- tral	pro- nounce	mis- quoted

915 When necessary, an extremely long number can be divided after a comma; for example, 24,358, - 692,000. Try to leave at least four digits on the line above and at least six digits on the line below, but always divide after a comma.

916 Try not to end more than two consecutive lines in hyphens.

917 Try not to divide at the end of the first line or at the end of the last full line in a paragraph.

918 Do not divide the last word on a page.

Breaks Within Word Groups

919 Try to keep together certain kinds of word groups that need to be read together—for example, page (or chapter) and number, month and day, month and year, title and surname, surname and abbreviation (or number), telephone number, number and abbreviation (or symbol), symbol and number, number and unit of measure, noun and number, and number and noun.

page 203	Mrs. Connolly	10:30 a.m.	Room 612
Chapter 7	Maria Mosca, M.D.	18.6%	Flight 760
April 29	Adam Leeman III	\$348.50	80 percent
July 2006	563.555.1212	465 miles	3 o'clock

NOTE: If you are using word processing software, insert a *hard space* (also known as a *nonbreaking space*) between the elements of a word group that should not be broken at the end of a line. The complete word group will remain on the same line.

¶920

920 When necessary, longer word groups may be broken as follows:

- a. *Dates* may be broken between the day and year.

..... November 14, **NOT:** November
2006, 14, 2006,

- b. *Street addresses* may be broken between the name of the street and *Street, Avenue,* or the like. If the street name consists of two or more words, the break may come between words in the street name.

..... 1024 Westervelt **NOT:** 1024
Boulevard Westervelt Boulevard

..... 617 North **NOT:** 617
Fullerton Street North Fullerton Street

- c. *Names of places* may be broken between the city and the state or between the state and the ZIP Code. If the city or state name consists of two or more words, the break may come between these words.

..... Portland, **OR:** Portland, Oregon
Oregon 97229, 97229,

..... Grand **OR:** Grand Forks, North
Forks, North Dakota, Dakota,

- d. *Names of persons* may be broken between the given name (including a middle name or initial if given) and the surname. A surname that consists of two names linked by a hyphen may be broken before the surname or after the hyphen but not within either surname.

..... E. B. **NOT:** E.
White B. White

..... John F. **NOT:** John
Kennedy F. Kennedy

..... Franklin Delano **NOT:** Franklin
Roosevelt Delano Roosevelt

..... Carol **OR:** Carol Wilson-
Wilson-Story Story

NOTE: If it is absolutely necessary, a person's name may be divided. Follow the same principles given for dividing ordinary words.

Eisen- hower Spil- lane (see ¶922c) **BUT:** Spell- man (see ¶922a)

- e. *Names preceded by a short title* may be broken after the title or before the surname.

..... Mayor **OR:** Mayor Harlan
Harlan Jefferson Jefferson

- f. *Names preceded by an abbreviated title* may be broken before the surname.

..... Dr. Ellen **NOT:** Dr.
Davis Ellen Davis

- g. *Names preceded by long titles* may be broken between the title and the name (preferably) or between words in the title.

..... Assistant Commissioner **OR:** Assistant
Roy N. Frawley Commissioner Roy N. Frawley



- h.** *Names followed by an abbreviation or a number* may be broken before the surname or after the abbreviation or number.

..... Frank
Castaneda Jr

NOT: Frank Castaneda
Jr.

- i.** *Names of departments* may be broken between words.

..... Human
Resources Department

..... Bureau of
Public Safety

- j.** *A numbered or lettered enumeration* may be broken before (but not directly after) any number or letter.

..... these points:
(1) All cards should

NOT: these points: (1)
All cards should

- k.** *A sentence with a dash in it* may be broken after the dash.

..... Early next year—
say, in March—let's

NOT: Early next year
—say, in March—let's

- l.** *A sentence with ellipsis marks in it* may be broken after the ellipsis marks.

Tennis ... health spa ... golf ...
and more.

NOT: Tennis ... health spa ... golf
... and more.

- m.** *A Web site address (a URL)* may be broken *after* the double slash (//) and *before* (never after) a dot (.), a single slash (/), a hyphen (-), an underscore (_), or any other mark of punctuation. Never insert a hyphen within a URL to signify an end-of-line break. Always try to avoid dividing a URL. (See ¶1510a for examples.)

- n.** *An e-mail address* may be broken *before* the at symbol (@) or before a dot (.). Never insert a hyphen within an e-mail address to signify an end-of-line break. Always try to avoid dividing an e-mail address. (See ¶1510b for examples.)

Guides to Correct Syllabication

- 921** Syllabication is generally based on pronunciation rather than on roots and derivations.

know- edge (**NOT:** know- ledge) chil- dren (**NOT:** child- ren) prod- uct (**NOT:** pro- duct)

Note how syllabication changes as pronunciation changes.

Verbs

pre- sent (to make a gift)
re- cord (to make an official copy)
pro- ject (to throw forward)

Nouns

pres- ent (a gift)
rec- ord (an official copy)
proj- ect (an undertaking)

- 922** **a.** If a word ends in double consonants *before* a suffix is added, you can safely divide *after* the double consonants (as long as the suffix creates an extra syllable).

self- ers staff- ing bless- ing buzz- ers **BUT:** filled, stressed

- b.** If a final consonant of the base word is doubled *because* a suffix is added, you can safely divide *between* the double consonants if the suffix creates an extra syllable.

begin- ner omit- ted ship- ping refer- ral **BUT:** shipped, referred

- c.** When double consonants appear elsewhere *within* the base word (but not as the final consonants), you can safely divide between them.

bub- bling mid- die strug- gle recom- mend sup- pose neces- sary
suc- cess dif- fer mil- lion con- nect cur- rent bet- ter

Section 10

Grammar

Subjects and Verbs (¶¶1001-1029)

- Basic Rule of Agreement (¶1001)
- Subjects Joined by *And* (¶1002)
- Subjects Joined by *Or* or Similar Connectives (¶¶1003-1005)
- Intervening Phrases and Clauses (¶¶1006-1007)
- One of . . .* (¶1008)
- Indefinite Pronouns Always Singular (¶¶1009-1011)
- Indefinite Pronouns Always Plural (¶1012)
- Indefinite Pronouns Singular or Plural (¶1013)
- Nouns Ending in *S* (¶¶1014-1016)
- Nouns Ending in *ICS* (¶1017)
- Nouns With Foreign Plurals (¶1018)
- Collective Nouns (¶1019)
- Organizational Names (¶1020)
- Geographic Names (¶1021)
- Names of Publications and Products (¶1022)
- The Number* and *A Number* (¶1023)
- Expressions of Time, Money, and Quantity (¶1024)
- Fractional Expressions (¶1025)
- Phrases and Clauses as Subjects (¶1026)
- Subjects in Inverted Sentences (¶¶1027-1028)
- Subjects and Predicate Complements (¶1029)

Verbs (¶¶1030-1048)

- Principal Parts (¶1030)
- Forming Verb Tenses (¶¶1031-1035)
- Passive Forms (¶¶1036-1037)
- Verbs Following Clauses of Necessity, Demand, Etc. (¶1038)
- Verbs Following *Wish* Clauses (¶1039)
- Verbs in *If* Clauses (¶¶1040-1041)
- Verbs in *As If* or *As Though* Clauses (¶¶1042-1043)
- Infinitives (¶¶1044-1046)
- Sequence of Tenses (¶1047)
- Omitting Parts of Verbs (¶1048)
- Troublesome Verbs

Pronouns (¶¶1049-1064)

Agreement With Antecedents: Basic Rules (¶1049)

Agreement With Common-Gender Antecedents (¶¶1050-1052)

Agreement With Indefinite-Pronoun Antecedents (¶1053)

Personal Pronouns (¶¶1054-1059)

Nominative Forms of Personal Pronouns (¶1054)

Objective Forms of Personal Pronouns (¶1055)

Possessive Forms of Personal Pronouns (¶1056)

Compound Personal Pronouns (¶1060)

Interrogative and Relative Pronouns (¶¶1061-1063)

Who and *Whom*; *Whoever* and *Whomever* (¶1061)

Who, *Which*, and *That* (¶1062)

Whose and *Who's* (¶1063)

Pronouns With *To Be* (¶1064)

Troublesome Pronouns

Adjectives and Adverbs (¶¶1065-1073)

Problems of Comparison (¶¶1071-1073)

Troublesome Adjectives and Adverbs

Negatives (¶¶1074-1076)

Prepositions (¶¶1077-1080)

Words Requiring Certain Prepositions (¶1077)

Superfluous Prepositions (¶1078)

Necessary Prepositions (¶1079)

Prepositions at the End of Sentences (¶1080)

Troublesome Prepositions

Sentence Structure (¶¶1081-1088)

Parallel Structure (¶1081)

Dangling Constructions (¶¶1082-1085)

Misplaced Modifiers (¶¶1086-1087)

Run-On Sentences (¶1088)

➤ *For definitions of grammatical terms, see the appropriate entries in the Glossary of Grammatical Terms (Appendix D).*

¶ 1001

Section 10 provides guidelines on how to make your sentences grammatically correct. But a sentence that is grammatically correct (for example, “He was thought to be she”) may still be a bad sentence—one that is stiff and awkward and possibly even a little pompous. A grammatically correct sentence may still not be “right”; that is, it may use language and a tone that are inappropriate for the situation.

Consider this story about a woman from out of town, taking a New York City taxi for the first time. When she gets to her destination, she places the exact amount shown on the meter—along with a tip—into the driver’s outstretched palm. The driver makes no comment but simply stares at the money in his hand. From his silence and his frozen body language, she realizes that he is unhappy about the size of the tip. Rather nervously, she asks, “Isn’t that correct?” He says, “It’s correct, lady, but it ain’t right.”

The driver’s response applies as much to good writing as it does to good tipping. Aim not only for sentences that are grammatically correct. Consider the person who will read what you are writing, and think about the effect you would like to have on your reader. Consider whether the situation calls for a formal approach or for something more colloquial. In short, aim for sentences that are not only correct but right for the occasion.

Subjects and Verbs

Basic Rule of Agreement

1001 a. A verb must agree with its subject in number and person.

I am eager to start work. (First-person singular subject *I* with first person singular verb *am*.)

It seems odd that Farmer has not followed up on our last conversation. (Third-person singular subjects *it* and *Farmer* with third-person singular verbs *seems* and *has not followed up*.)

He is coming to stay with us for a week. (Third-person singular subject *he* with third-person singular verb *is coming*.)

She does intend to call you this week. (Third-person singular subject *she* with third-person singular verb *does intend*.)

We were delighted to read about your promotion. (First-person plural subject *we* with first-person plural verb *were*.)

They are convinced that the Foyes are worth millions. (Third-person plural subjects *they* and *Foyes* with third-person plural verbs *are convinced* and *are*.)

Your order for six laptop computers was shipped last Friday. (Third-person singular subject *order* with third-person singular verb *was shipped*.)

Our efforts to save the business have been unsuccessful. (Third-person plural subject *efforts* with third-person plural verb *have been*.)

NOTE: See the chart on pages 274–275, where the pattern of agreement between subject and verb is clearly laid out for the verbs *to see*, *to be*, and *to have*.

b. A plural verb is always required after *you*, even when *you* is singular, referring to only one person.

You alone have understood the full dimensions of the problem. (Second-person singular subject *you* with second-person plural verb *have understood*.)

You both have been a great help to us. (Second-person plural subject *you* with second-person plural verb *have been*.)

You do enjoy your work, don't you? (Second-person singular subject *you* with second-person plural verb *do enjoy*.)

- c. Although *s* or *es* added to a *noun* indicates the plural form, *s* or *es* added to a *verb* indicates the third-person singular. (See ¶1035.)

Singular

The price *seems* reasonable.

The tax *applies* to everyone.

Plural

The prices *seem* reasonable.

The taxes *apply* to everyone.

Subjects Joined by *And*

- 1002** a. If the subject consists of two or more words that are connected by *and* or by *both . . . and*, the subject is plural and requires a plural verb.

Ms. Rizzo and Mr. Bruce have received promotions.

Both the *collection* and the *delivery* of mail are to be curtailed as of July 1. (The repetition of *the* with the second subject emphasizes that two different items are meant.)

The *general managers* and the *controllers* are attending a three-day meeting in Chicago.

The *director of marketing* and the *product managers* are now *reviewing* the advertising budgets.

The *sales projections* and the *cost estimate* do not have to be revised.

- b. Use a singular verb when two or more subjects connected by *and* refer to the same person or thing. (See also ¶1028a, fourth example.)

Our *secretary and treasurer* is Frances Eisenberg. (One person.)

Corned beef and cabbage was his favorite dish. (One dish.)

Wear and tear has to be expected when you're in the rental business. (One type of damage.)

- c. Use a singular verb when two or more subjects connected by *and* are preceded by *each*, *every*, *many a*, or *many an*. (See also ¶1009b.)

Every computer, printer, and fax machine is marked for reduction.

Many a woman and man has responded to our plea for contributions.

Subjects Joined by *Or* or Similar Connectives

- 1003** If the subject consists of two or more *singular* words that are connected by *or*, *either . . . or*, *neither . . . nor*, or *not only . . . but also*, the subject is singular and requires a singular verb.

Either *July* or *August* is a good time for the sales conference.

Neither the *Credit Department* nor the *Accounting Department* has the file.

Not only a cost-profit *analysis* but also a marketing *plan* needs to be developed.

NOTE: Traditionally, *either . . . or* and *neither . . . nor* have been used to connect only two items. It is now acceptable, however, to use them to connect more than two items.

Neither the *general manager* nor the *divisional controller* nor the *marketing director* has the authority to engage the services of a management consultant without higher-level approval.

> See ¶1013c for the treatment of one or more as the subject of a sentence.

- 1004** If the subject consists of two or more *plural* words that are connected by *or*, *either . . . or*, *neither . . . nor*, or *not only . . . but also*, the subject is plural and requires a plural verb.

Neither the *regional managers* nor the *salesclerks* have the data you want.

Not only the *dealers* but also the *retailers* are unhappy about our new policy.

¶ 1005

1005 If the subject is made up of both singular and plural words connected by *or*, *either . . . or*, *neither . . . nor*, or *not only . . . but also*, the verb agrees with the nearer part of the subject. Since sentences with singular and plural subjects usually sound better with plural verbs, try to locate the plural subject closer to the verb whenever this can be done without sacrificing the emphasis desired.

Either *Miss Hertig* or her *assistants* have copies of the new catalog. (The verb *have* agrees with the nearer subject, *assistants*.)

Neither the *buyers* nor the *sales manager* is in favor of the system. (The verb *is* agrees with the nearer subject, *sales manager*.)

BETTER: Neither the *sales manager* nor the *buyers* are in favor of the system. (The sentence reads better with the plural verb *are*. The subjects *sales manager* and *buyers* have been rearranged without changing the emphasis.)

Not only the *teachers* but also the *superintendent* is in favor of the plan. (The verb *is* agrees with the nearer subject, *superintendent*. With the use of *not only . . . but also*, the emphasis falls on the subject following *but also*.)

Not only the *superintendent* but also the *teachers* are in favor of the plan. (When the sentence is rearranged, the nearer subject, *teachers*, requires the plural verb *are*. However, the emphasis has now changed.)

Not only my *colleagues* but *I* am in favor of the plan. (The first-person verb *am* agrees with the nearer subject, *I*. Rearranging this sentence will change the emphasis.)

Neither the *board* nor the *CEO* nor the *stockholders* were in favor of the buyout offer. (The verb *were* agrees with the nearest subject, *stockholders*.)

NOTE: When the subjects reflect different grammatical persons (first, second, or third), the verb should agree in person as well as number with the nearer subject. If the result seems awkward, reword as necessary.

ACCEPTABLE: Neither you nor *I* am in a position to pay Ben's legal fees.

BETTER: Neither *one* of us is in a position to pay Ben's legal fees. (See ¶1009a.)

ACCEPTABLE: Neither you nor *she* has the time to take on the Fuller case.

ACCEPTABLE: Neither she nor *you* have the time to take on the Fuller case.

BETTER: She and *you* are each too busy to take on the Fuller case. (See ¶1009c.)

AWKWARD: If you or *Gary* is coming to the convention, please visit our booth.

BETTER: If *Gary* or *you* are coming to the convention, please visit our booth.

➤ For *neither . . . nor* constructions following *there is*, *there are*, *there was*, or *there were*, see the last four examples in ¶1028a; for examples of subject-verb-pronoun agreement in these constructions, see ¶1049c.

Intervening Phrases and Clauses

1006 a. When establishing agreement between subject and verb, disregard intervening phrases and clauses.

The *purchase order* for new notebooks has not been found. (Disregard *for new notebooks*. The subject, *purchase order*, is singular and takes the singular verb *has not been found*.)

The *prices* shown in our catalog do not include sales tax.

Only *one* of the items that I ordered has been delivered. (See also ¶1008a.)

Her *experience* with banks and brokerage houses gives her excellent qualifications for the position.

Several *phases* of our order processing system are out of sync.

One in seven families in this country uses a digital camera.

¶ 1007

"Dividends, Not Growth, Are the Wave of the Future" (headline in *The Wall Street Journal*)

A key factor, the company's assets, is not being given sufficient weight in the analysis. (The subject factor, not the intervening appositive, determines that the verb should be singular in this case.)

BUT: The company's assets, a key factor, are not being given sufficient weight in the analysis.

NOTE: When certain indefinite pronouns (*all, none, any, some, more, most*) and certain fractional expressions (for example, *one-half of, a part of, a percentage of*) are used as subjects, you may have to look at an intervening phrase or clause to determine whether the verb should be singular or plural. See ¶¶1013 and 1025 for examples.

- b. When a sentence has both a positive and a negative subject, make the verb agree with the positive subject. Set off the negative subject with commas unless it is preceded by *and* or *but*.

Profit and not sales is the thing to keep your eye on. (The verb *is* agrees with the positive subject *profit*.)

The *design* of the container, not the contents, determines what the consumer's initial reaction to the product will be.

The *members* of the Executive Committee and not the president wield the real power in the corporation.

It is not the president but the *members* of the Executive Committee who wield the real power in this corporation. (In the main clause the verb *is* agrees with the subject *it*; the verb *wield* in the *who* clause is plural to agree with the antecedent of *who*, the positive subject *members*. See ¶1062d.)

BUT: It is the *president* and not the members of the Executive Committee who wields the real power in this corporation. (In this sentence the positive subject is *president*, a singular noun; therefore, the verb *wields* in the *who* clause must also be singular.)

1007 The number of the verb is not affected by the insertion between subject and verb of phrases beginning with such expressions as:

along with	as well as	plus	except
together with	in addition to	besides	rather than
and not (see ¶1006b)	accompanied by	including	not even

If the subject is singular, use a singular verb; if the subject is plural, use a plural verb.

This *study*, along with many earlier reports, shows that the disease can be arrested if detected in time.

Mr. and Mrs. Swenson, together with their son and daughters, are going to New Mexico.

No one, not even the executive vice presidents, knows whether the CEO plans to resign. (See ¶1010.)

The *director* of finance, not the divisional controllers, is authorized to approve unbudgeted expenditures over \$5000. (See ¶1006b.)

NOTE: When the construction of a sentence like those above requires a singular verb but a plural verb would sound more natural, reword the sentence to create a plural subject.

CORRECT: The national sales *report*, along with the regional breakdowns you specifically requested plus the individual performance printouts, was sent to you last week.

BETTER: The national sales *report*, the regional *breakdowns* you specifically requested, and the individual performance *printouts* were sent to you last week. (The three subjects joined by *and*—*report, breakdowns, and printouts*—call for a plural verb.)

¶ 1008

One of . . .

- 1008** a. Use a singular verb after a phrase beginning with *one of* or *one of the*; the singular verb agrees with the subject *one*. (Disregard any plural that follows *of* or *of the*.)

One of my backup disks has been lost.

One of the reasons for so many absences is poor motivation.

One of us has to take over the responsibility for in-service training.

One of you is to be nominated for the office.

One of the interviewers is going to call you early next week.

- b. The phrases *one of those who* and *one of the things that* are followed by plural verbs because the verbs refer to *those* or *things* (rather than to *one*).

*She is one of those who favor increasing the staff. (In other words, of those who favor increasing the staff, she is one. *Favor* is plural to agree with *those*.)*

He is one of our employees who are never late. (Of our employees who are never late, he is one.)

I ordered one of the new copiers that were advertised in Monday's paper. (Of the new copiers that were advertised in Monday's paper, I ordered one.)

You are one of those rare individuals who are always honest with themselves. (Of those rare individuals who are always honest with themselves, you are one.)

Tyson is one of the best programmers who have ever come along. (Of the best programmers who have ever come along, Tyson is one.)

One in four who have tried this medication has reported serious side effects. (This sentence is grammatically correct but awkward.)

BETTER: *Of those who have tried this medication, one in four has reported serious side effects.*

- c. When the words *the only* precede such phrases, the meaning is singular and a singular verb is required. Note that both words, *the* and *only*, are required to produce a singular meaning.

John is the only one of the staff members who is going to be transferred. (Of the staff members, John is the only one who is going to be transferred. Here the singular verb is going is required to agree with one.)

BUT: *John is only one of the staff members who are going to be transferred. (Of the staff members who are going to be transferred, John is only one.)*

Indefinite Pronouns Always Singular

- 1009** a. The words *each*, *every*, *either*, *neither*, *one*, *another*, and *much* are always singular. When they are used as subjects or as adjectives modifying subjects, a singular verb is required.

Each has a clear-cut set of responsibilities.

Each employee was informed of the new policy well in advance.

One shipment was sent yesterday; another is to leave the warehouse tomorrow morning.

Neither one of the applicants is eligible.

OR: *Neither applicant is eligible.*

Much remains to be done on the Belgravia project.

OR: *Much work remains to be done on the Belgravia project.*

➤ *For the use of either . . . or and neither . . . nor, see ¶¶1003 1005.*

- b. When *each*, *every*, *many a*, or *many an* precedes two or more subjects joined by *and*, the verb should be singular.

Every customer and supplier has been notified

Many a liberal and conservative has raised objections to that proposal.

➤ See ¶1002c for other examples.

- c. When *each* follows a plural subject, keep the verb plural. In that position, *each* has no effect on the number of the verb. To test the correctness of such sentences, mentally omit *each*.

The members each feel their responsibility.

They each have high expectations.

Twelve each of these items are required.

1010 The following compound pronouns are always singular and require a singular verb:

anybody	everybody	somebody	nobody
anything	everything	something	nothing
anyone	everyone	someone	no one

OR: any one OR: every one OR: some one

Was anybody monitoring actual costs against the budget?

Everyone is required to register in order to vote.

Something tells me I'm wrong.

No one could explain why the project was so far behind schedule.

NOTE: Spell *anyone*, *everyone*, and *someone* as two words when these pronouns are followed by an *of* phrase or are used to mean "one of a number of things."

Every one of us [each person in the group] likes to be appreciated.

BUT: *Everyone [everybody] likes to be appreciated.*

I think that any one of these designs [each of them] creates a warm, inviting impression.

BUT: *I think that anyone [anybody] who sees these designs will find them warm and inviting.*

1011 Use a singular verb when two compound pronouns joined by *and* are used as subjects.

Anyone and everyone is entitled to a fair hearing.

Nobody and nothing is going to stop me.

Indefinite Pronouns Always Plural

1012 The words *both*, *few*, *many*, *others*, and *several* are always plural. When they are used as subjects or as adjectives modifying subjects, a plural verb is required.

Several members were invited, the others were overlooked.

Both books are out of print.

Many were asked but few were able to answer.

Indefinite Pronouns Singular or Plural

1013 a. *All*, *none*, *any*, *some*, *more*, and *most* may be singular or plural, depending on the noun that they refer to. (The noun often occurs in an *of* phrase that follows.)

All of the manuscript has been finished.

All of the reports have been handed in

Is there any (money) left?

Are there any (bills) still to be paid?

¶1014

Do any of you know John Ferguson well? (Any is plural because it refers to the plural you; hence the plural verb do know.)

Does any one of you know John Ferguson well? (Any is singular because it refers to the singular one; hence the singular verb does know.)

Some of the software seems too high-priced.

Some of the videotapes seem too high-priced.

Some was acceptable. (Meaning some of the manuscript.)

Some were acceptable. (Meaning some of the reports.)

More of these computer stands are due. Most of the stock has been sold.

More than one customer has complained about that item. (More refers to the singular noun customer; hence the singular verb has complained.)

More than five customers have complained . . . (More refers to the plural noun customers; hence the plural verb have complained.)

- b.** In formal usage, *none* is still considered a singular pronoun. In general usage, however, *none* is considered singular or plural, depending on the number of the noun to which it refers. *No one* or *not one* is often used in place of *none* to stress the singular idea.

None of the merchandise was stolen.

None of the packages were properly wrapped.

None were injured. (Meaning none of the passengers.)

Not one of the associates has a good word to say about the managing partner.

- c.** When *one* or *more* is the subject or is used to modify the subject, the verb should be plural.

One or more of our clients have to be reminded of the deadline. (More refers to the plural noun clients; hence the plural verb have.)

One or more pages in the report need to be updated.

- d.** The relative pronouns *who*, *which*, and *that* (like the indefinite pronouns discussed in ¶1013a) may be singular or plural, depending on the noun they refer to. (See ¶1062d.)

Nouns Ending in S

- 1014** Some nouns appear to be plural but are actually singular. When used as subjects, these nouns require singular verbs.

news (no plural) lens (plural: lenses) measles (no plural) summons (plural: summonses)

The news from overseas is very discouraging. The lens has to be reground.

- 1015** A number of nouns are always considered plural, even though they each refer to a single thing. As subjects, they require plural verbs.

assets	dues	grounds	proceeds	savings
belongings	earnings	odds	quarters	thanks
credentials	goods	premises	riches	whereabouts

The premises are now available for inspection. My earnings this year have not gone up.

NOTE: The following nouns are considered plural: *glasses*, *scissors*, *pliers*, *pants*, and *trousers*. However, when they are preceded by the phrase *pair of*, the entire expression is considered singular.

These scissors need sharpening.

BUT: *This pair of scissors needs sharpening.*

- 1016** A few nouns (not all of which end in *s*) have the same form in the plural as in the singular. When used as subjects, these nouns take singular or plural verbs according to the meaning.

series	means	chassis	headquarters	deer
species	gross	corps	sheep	moose

The *series* of concerts planned for the spring looks very exciting. (One series.)

Three *series* of tickets are going to be issued. (Three series.)

One *means* of breaking the impasse is to offer more money.

Other *means* of solving the problem have not come to mind.

Her *means* [her financial resources] are not sufficient to justify her current level of spending.

Headquarters is not pleased with the performance of the Northeastern Region. (Referring to top management or central authority.)

The Pesco Corporation *headquarters* are located at the intersection of Routes 80 and 287. (Referring to the offices of top management.)

Nouns Ending in *ICS*

- 1017** Many nouns ending in *ics* (such as *acoustics*, *economics*, *ethics*, *politics*, and *statistics*) take singular or plural verbs, depending on how they are used. When they refer to a body of knowledge or a course of study, they are *singular*. When they refer to qualities or activities, they are *plural*.

Economics [a course of study] is a prerequisite for advanced business courses.

The *economics* [the economic aspects] of his plan are not very sound.

Statistics is the one course I almost failed.

The *statistics* indicate that the market for this product line is shrinking.

Acoustics was not listed in last year's course offerings.

The *acoustics* in the new concert hall are remarkably good.

Ethics is a subject that ought to be part of the M.B.A. curriculum.

Frank's *ethics* have always met the highest standards.

As Tip O'Neill liked to say, "All *politics* is local."

Farnsworth's *politics* are dictated by the results of the latest poll.

Nouns With Foreign Plurals

- 1018** a. Watch for nouns with foreign-plural endings (see ¶614). Such plural nouns, when used as subjects, require plural verbs.

No *criteria* have been established.

NOTE: No *criterion* has been established.

Parentheses are required around such references.

NOTE: The closing *parenthesis* was omitted.

- b. The noun *data*, which is plural in form, is commonly followed by a plural verb in technical and scientific usage. In general usage, *data* in the sense of "information" is followed by a singular verb; in the sense of "distinct bits of information," it is followed by a plural verb.

The *data* obtained after two months of experimentation is now being analyzed. (Here *data* means "information.")

NOTE: The *data* assembled by six researchers are now being compared. (Here *data* refers to several distinct bits of information.)

¶ 1019

- c. The noun *media* is the plural form of *medium* when that word refers to various forms of mass communication, such as the press, radio, and television.

The *media* through which we reach our clients are quality magazines and radio broadcasts.

BUT: The *medium* we find most effective is television.

NOTE: *Media* has acquired an acceptable singular meaning when it refers to reporters, journalists, and broadcasters acting in concert. However, treat *media* as a plural when these practitioners are not acting as a unified group.

The *media* has given so much publicity to the claims against the defendant that a fair trial may not be possible.

BUT: The *media* have approached the Bergamot case from a wide range of perspectives.

Collective Nouns

1019 The following rules govern the form of verb to be used when the subject is a collective noun. (A *collective noun* is a word that is singular in form but represents a group of persons, animals, or things; for example, *army, audience, board, cabinet, class, committee, company, corporation, council, department, faculty, firm, group, jury, majority, minority, organization, public, school, society, staff.*)

- a. If the group is acting as a unit, use the singular form of the verb.

The *Board of Directors* meets Friday. The *firm* is one of the oldest in the field.

The *committee* has agreed to submit *its* report on Monday. (The pronoun *its* is also singular to agree with *committee*.)

My *staff* has compiled a set of recommendations for a reorganization.

- b. If the members of the group are acting separately, use a plural verb.

A *group* of researchers are coming from all over the world for the symposium next month. (The members of the group are acting separately in coming together from all over the world.)

BUT: A *group* of researchers is meeting in Geneva next month. (The members of the group are acting as a unit in the process of meeting.)

NOTE: The use of a collective noun with a plural verb often produces an awkward sentence. Whenever possible, recast the sentence by inserting a phrase like *the members of* before the collective noun.

AWKWARD: The *committee* are not in agreement on the action *they* should take. (The verb *are* and the pronoun *they* are plural to agree with the plural *committee*.)

BETTER: The *members of the committee* are not in agreement . . .

- c. In a number of constructions, the choice of a singular or plural verb often depends on whether you wish to emphasize the group as a unit or as a collection of individuals. However, once the choice has been made, treat the collective noun consistently within the same context. If the resulting sentence sounds awkward, recast it as necessary.

I hope your *family* is well. (Emphasizes the family as a whole.)

OR: I hope your *family* are all well. (Emphasizes the individuals in the family.)

SMOOTHER: I hope all the *members* of your family are well.

OR: I hope *everyone* in your family is well.

- d. References to a married couple can pose problems. When referring to the two people in the context of their wedding, treat *couple* as plural since they are individuals entering into a marriage.

The *couple* were married last Saturday.

¶ 1021

After the wedding, when the two people are acting as a unit, treat *couple* as singular.

That *couple* has been married for more than twenty years.

Each *couple* has volunteered to participate in the literacy campaign.

Occasionally, it makes sense to treat *couple* as plural, even though the two people are acting as a unit.

The *couple* have moved into their new house. (More idiomatic than: The *couple* has moved into its new house.)

If you are uncertain how to proceed in a specific case, replace the word *couple* with the actual names. Then the subject will be clearly plural.

The *Goodwins* have moved into their new house.

OR: *Bob and Pauline* have moved into their new house.

e. The expression *a couple of* is usually plural in meaning.

A couple of customers have already reported the error in our ad.

A couple of orders have been shipped to the wrong address.

BUT: *A couple of* days is all I need to complete the report. (When the phrase refers to a period of time, an amount of money, or a quantity that represents a total amount, treat the phrase as singular. See also ¶1024.)

Organizational Names

1020 Organizational names may be treated as either singular or plural. Ordinarily, treat the name as singular unless you wish to emphasize the individuals who make up the organization; in that case, use the plural. Once a choice has been made, use the singular or plural form consistently within the same context.

Brooks & Rice has lost its lease. It is now looking for a new location.

OR: Brooks & Rice have lost their lease. They are now looking for . . .

(**BUT NOT:** Brooks & Rice has lost its lease. They are now looking for . . .)

The Boston Red Sox are having a great season this year. (Team names take plural verbs.)

NOTE: If the organization is referred to as *they* or *who*, use a plural verb with the company name. If the organization is referred to as *it* or *which*, use a singular verb. (See also ¶1049a.)

Geographic Names

1021 When a geographic name such as the *United States* or the *Virgin Islands* is used as a subject, use a singular verb if the name represents a single entity; use a plural verb if the individual states or islands are referred to as separate entities.

The *Netherlands* is the first stop on my itinerary.

The *United Nations* has sent a special task force to study the problem.

The *Philippines* was the host of last year's conference on globalization.

The U.S. *Virgin Islands* consists of three large islands (St. John, St. Croix, and St. Thomas) and about fifty smaller islands.

BUT: The U.S. *Virgin Islands* are among the most beautiful in the world.

The *United States* has undertaken a new foreign aid program.

BUT: These *United States* are bound together by a common heritage of political and religious liberty.

¶ 1022

Names of Publications and Products

1022 The name of a publication or product is considered singular, even though it may be plural in form.

Computers in Medicine is an online newsletter that you should consider if you want to market your software to doctors.

Consumer Reports is publishing an update on automobile insurance costs.

Womanwords by Jane Mills discusses how language reflects women's role in society and actively creates that role.

Miss Thistlebottom's Hobgoblins by Theodore M. Bernstein deals forcefully with the "taboos, bugbears, and outmoded rules of English usage."

The Number and A Number

1023 The expression *the number* has a singular meaning and therefore requires a singular verb. *A number* has a plural meaning and requires a plural verb.

The number of branch offices we have in the Southeast has increased in each of the last five years.

A number of our branch offices are now located in suburban malls rather than in the central business district.

Expressions of Time, Money, and Quantity

1024 When subjects expressing periods of time, amounts of money, or quantities represent *a total amount*, use singular verbs. When these subjects represent *a number of individual units*, use plural verbs.

Three months is too long a time to wait.

BUT: *Three months* have passed since we last spoke.

That \$10,000 was an inheritance from my uncle.

BUT: *Thousands* of dollars have already been spent on the project.

Ten acres is considered a small piece of property in this area.

BUT: *Ten acres* were plowed last spring.

A total of 52 orders is not a very good response rate to a full-page ad.

BUT: *A total* of 52 callers have placed an order in response to our ad.

A psychotic is convinced that 2 and 2 equals 5, whereas a neurotic recognizes that 2 plus 2 is 4 but can't stand it.

Less than \$1 million was budgeted for the restoration of City Hall. (For a usage note on *fewer-less*, see page 326.)

Fractional Expressions

1025 When the subject is an expression such as *one-half of*, *two-thirds of*, *a part of*, *a majority of*, *a percentage of*, *a portion of*, or *the rest of*:

- a. Use a *singular verb* if a *singular noun* follows *of* or is implied.

Three-fourths of the mailing list has been checked.

Part of our Norfolk operation is being closed down.

A majority of 2000 signifies a landslide in this town. (The noun 2000 is considered singular because it is a total amount; see ¶1024. For a usage note on *majority*, see page 334.)

A large percentage has to be retyped. (Referring to a manuscript.)

About 20 percent of the production run was unacceptable.

- b. Use a *plural verb* when a *plural noun* follows *of* or *is* implied.

Two-thirds of our customers *live* in the suburbs.

Part of the *walls* *are* to be papered.

About 20 percent of the *applicants* *have* Ph.D.s.

A large *percentage* of the *students* *hold* part-time jobs.

BUT: *The percentage* of students who hold part-time jobs *is* quite large. (When *percentage* is used as a subject and is preceded by *the*, use a singular verb.)

A *majority* of our *employees* *have contributed* to the United Way fund drive.

NOTE: Sometimes the context requires a singular verb.

A *majority* of only 90 *votes* *is* not exactly a ringing endorsement of our candidate.

- c. Consider the word *half* as a condensed version of *one-half of*.

Over *half* the *staff* *have signed up* for the additional benefits. (In this case *half the staff* is plural in meaning; the *staff members* are signing up as individuals and not as a group. See ¶ 1019b.)

Phrases and Clauses as Subjects

- 1026** a. When a phrase or clause serves as the subject, the verb should be singular.

Reading e-mail *is* the first thing I do in the morning.

That they will accept the offer *is* far from certain.

Whatever sales brochure they mail me *goes* directly into the circular file.

According to Bill Cosby, *whether the glass is half full or half empty* *depends* on whether you're pouring or drinking.

- b. Clauses beginning with *what* may be singular or plural, according to the meaning.

What we need *is* a new *statement* of policy. (The *what* clause refers to *statement*; hence the verb is singular.)

What we need *are* some *guidelines* on personal time off. (Here the *what* clause refers to *guidelines*; hence the verb is plural.)

NOTE: When clauses beginning with *what* appear in the predicate, they may also be accompanied by singular or plural verbs, depending on their meaning.

Conflicting *points of view* *are* *what make* a conference exciting and instructive. (Here *what* stands for "those things that"—namely, *points of view*. For that reason, the verb in the *what* clause should be plural—*make*.)

BUT: *Recruiting panelists with conflicting points of view* *is* *what makes* a conference exciting and instructive. (Here *what* stands for "the thing that"—namely, the noun clause that serves as the singular subject of the sentence: *Recruiting panelists with conflicting points of view*. For that reason, the verb in the *what* clause should be singular—*makes*.)

Subjects in Inverted Sentences

- 1027** a. Whenever the verb precedes the subject, make sure they agree.

Attached *is* a *swatch* of the fabric I'd like to order.

Attached *are* two *copies* of the January mailing piece.

Enclosed *is* a *copy* of the consultant's recommendations for boosting profits.

Also *enclosed* *are* my *comments* on his suggested plan of action.

Where *is* [OR: Where's] this *strategy* going to take us?

Where *are* the *reviews* of the Kelly book?

(**NOT:** Where *is* [OR: Where's] the *reviews* of the Kelly book?)

¶ 1028

What is *m* g *fr* *m* the rep *rt* the *rationale* for the decision

What appear to be prob *ems* are often *opportun* *ies*.

What were your reas *ns* for re *g* *g*?

Should a *posi* *tion* become *ava* *ab* *e* we will let you know (In this case the helping verb *should* precedes the sub *ect*. If written in normal word *rd* *er* th *s* sentence would read *If a posi* *tion* *shou* *d* *become* *ava* *ab* *e*)

- b. When the verb is followed by two subjects joined by *and*, the verb should be plural. However, if the resulting sentence sounds awkward, reword as necessary.

AWKWARD: Where are the *address* and *phone number* for this customer?

BETTER: Where can I fi *d* the *address* and *phone number* for this customer?

BUT NOT: Where is [**OR:** Where's] the *address* and *phone number* for this customer?)

AWKWARD: Why are *consumer spend* *ng* *up* and *reta* *sales* *down*?

BETTER: Why are *reta* *sales* *down* and *consumer spend* *ng* *up*?

OR: Why are *reta* *sales* *d* *wn* when *consumer spend* *ng* *is* *up*?

- 1028** a. In a sentence beginning with *there is*, *there are*, *here is*, *here are*, or a similar construction, the real subject follows the verb. Use *is* when the real subject is singular, *are* when it is plural.

There is a vast *d* *fference* between the two *plans*

There are a great many *ang* *es* to th *s* *prob* *em*

Here are two *catalogs* and an *order* *bank*. (See ¶¶1002a, 1028b)

He is an *ld* *friend* and former *partner* of mine (The subject, *friend* and *partner*, is singular because only one person is referred to. See ¶102b)

There is *many an* *investor* who regrets having invested in such *h* *gh* *rsk* *stocks*. (See ¶1002c)

There is a *branch* *office* or an *agency* represent *ng* *us* in every major city in the country (See ¶1003)

There is not only a 5 percent *state* *tax* but a so *a* 2.5 percent *city* *tax*. (See ¶1003)

There is the *cost* of your own time in addition to the substantial outlay for materials that must be *fig* *ured* *n*. (See ¶107)

There are a *n* *umber* of prob *ems* to be resolved (See also ¶1023)

Here is *the* *number* of *rd* *ers* rece *ved* *s* *nce* *Mo* *day*

Here are *ten* *dollars* as a *contri* *bu* *ti* *o* *n*. (See also ¶124)

He are *ten* *h* *er* *dol* *a* *r* your *co* *l* *l* *e* *ct* *o* *n*

There are a *l* *o* *t* *o* *f* *pe* *ople* [*p* *u* *r* *a* *w* *at* *ch* *ng* *what* *we* *do*

There are a *l* *o* *t* *o* *f* *pe* *ople* [*p* *u* *r* *a* *w* *at* *ch* *ng* *what* *we* *do*

There ne *th* *er* a *hos* *pit* or a *o* *n* the *a* *d* (See ¶103 for two singular subjects *ne* *th* *er* *nor*)

There are *ne* *th* *er* *mot* *rooms* or *ava* *ab* *e* for *re* *nt* *th* *ate* in the *se* *ason* (See ¶104 for two *p* *ra* *ec* *ts* *jo* *ed* *by* *ne* *th* *er*)

Th were *e* *th* *er* *ten* *rt* *s* *nor* a *swim* *ng* *the* *hotel* *where* *we* *fi* *n* *ally* *found* *a* *ect*, *ten* *n* *is* *cour* *ts*. See a ¶105 for *si* *ng* *u* *lar* *and* *p* *u* *r* *al* *ect* *ed* *by* *ne* *th* *er*

There was *ne* *t* *er* *cent* *r* *al* *tion* *ng* *nor* *fa* *or* *my* *f* *the* *rooms* *in* *the* *h* *tel* (*Was* *re* *e* *with* *the* *ne* *ar* *er* *ect*, *tion* *ng*. See a ¶105)



NOTE: Do not use *there is* or *there's* when the context calls for *there are* or *there're*.

There's is [There *is*] *more* than one way to solve the problem. (See ¶1013a.)

There're are [There *are*] *more* than six candidates running for mayor. (See ¶1056e.)

(**NOT:** There's more than six candidates running for mayor.)

- b. When the subject consists of two or more singular nouns—or several nouns, the first of which is singular—*there is* or *here is* usually sounds more idiomatic (despite the fact that the subject is plural) than *there are* or *here are*. If you do not feel comfortable with this idiomatic construction, change the wording as necessary.

In the higher-priced model there is a more powerful processor, a 19-inch display, and a 100-GB hard drive. (In this construction, *there is* is understood to be repeated before the second and third subjects.)

OR: In the higher-priced model there are the following features: a more powerful processor, a 19-inch display, and a 100-GB hard drive. (In this version *are* agrees with the plural subject *features*; the three subjects in the sentence above are now simply appositives modifying *features*.)

Within a mile of the airport there is a full-service hotel and three motels.

OR: Within a mile of the airport there is a full-service hotel *plus* [**OR:** *in addition to* **OR:** *as well as*] three motels. (By changing the connective from *and* to *plus* or something similar, you are left with a singular subject, *hotel*, that calls for the singular verb *is*.)

OR: Within a mile of the airport there are three motels and a full-service hotel. (When the first subject in the series is plural, the verb *are* not only is grammatically correct but also sounds more natural.)

Subjects and Predicate Complements

- 1029** a. Sentences containing a linking verb (such as *become* or some form of *to be*) sometimes have a plural subject and a singular complement or a singular subject and a plural complement. In such cases make sure that the verb agrees with the *subject* (and not with the complement).

Bicycles are the only product we make. The key *issue* is higher wages.

One of the things we have to keep track of is entertainment expenses. (Use *is* to agree with *one*, the subject.)

It is they who are at fault. (Use *is* to agree with *it*, the subject.)

NOTE: Do not confuse the last two examples with the *inverted* sentences shown in ¶1028. In a sentence beginning with *here is* or *there is*, the subject *follows* the linking verb. In a sentence beginning with *it is* or *one . . . is*, the subject *precedes* the linking verb.

- b. If sentences of this type seem awkward, do not hesitate to rewrite them.

We make only one product: bicycles.

Higher wages are the key issue.

Verbs

This section deals with the correct use of verb tenses and other verb forms. For the rules on agreement of verbs with subjects, see ¶¶1001–1029.

Principal Parts

1030 The principal parts of a verb are the four simple forms upon which all tenses and other modifications of the verb are based.

¶ 1030

- a. For most verbs, form the past and the past participle simply by adding *d* or *ed* to the present; form the present participle by adding *ing* to the present. (Some verbs require a minor change in the ending of the present form before *ed* or *ing* is added.)

Present	Past	Past Participle	Present Participle	
fax	faxed	faxed	faxing	
ski	skied	skied	skiing	
drop	drop	dropped	dropping	(see ¶1701)
occur	occurred	occurred	occurring	(see ¶1702)
offer	offered	offered	offering	(see ¶1704)
sneak	sneaked	sneaked	sneaking	(see ¶¶1705, 1032b)
fill	filled	filled	filling	(see ¶1706, note)
warm	warmed	warmed	warming	(see ¶1706)
issue	issued	issued	issuing	(see ¶1707)
die	died	died	dying	(see ¶1709)
try	tried	tried	trying	(see ¶1710b)
obey	obeyed	obeyed	obeying	(see ¶1711)
panic	panicked	panicked	panicking	(see ¶1717)

- b. Many verbs have principal parts that are irregularly formed. The following list presents the ones most commonly used, beginning with the most irregular of all—to *be*.

Present	Past	Past Participle	Present Participle	
am, is, are	was, were	been	being	(see pages 274–275)
become	became	become	becoming	
begin	began	begun	beginning	(see ¶1032b)
break	broke	broken	breaking	(see ¶1033d)
bring	brought	brought	bringing	(see ¶1032b)
buy	bought	bought	buying	
catch	caught	caught	catching	
choose	chose	chosen	choosing	
come	came	come	coming	
cost	cost	cost	costing	
do	did	done	doing	(see ¶1032b)
draw	drew	drawn	drawing	
drive	drove	driven	driving	
eat	ate	eaten	eating	
fall	fell	fallen	falling	
feel	felt	felt	feeling	
find	found	found	finding	
fly	flew	flown	flying	
forget	forgot	forgotten OR: forgot	forgetting	
forgive	forgave	forgiven	forgiving	
get	got	gotten	getting	
give	gave	given	giving	
go	went	gone	going	
grow	grew	grown	growing	

Present	Past	Past Participle	Present Participle
hang (suspend)	hung	hung	hanging
hang (execute)	hanged	hanged	hanging
hold	held	held	holding
keep	kept	kept	keeping
know	knew	known	knowing
lay (place)	laid	laid	laying (see page 332)
lie (recline)	lay	lain	lying (see page 332)
make	made	made	making
mean	meant	meant	meaning
pay	paid	paid	paying
prove	proved	proved OR: proven	proving
ring	rang	rung	ringing
rise	rose	risen	rising (see ¶1033d)
say	said	said	saying
see	saw	seen	seeing (see ¶1032b)
sell	sold	sold	selling
send	sent	sent	sending
set	set	set	setting (see page 339)
shrink	shrank	shrunk	shrinking (see ¶¶1032b, 1033d)
sit	sat	sat	sitting (see page 339)
speak	spoke	spoken	speaking
swing	swung	swung	swinging
take	took	taken	taking
teach	taught	taught	teaching
tell	told	told	telling
think	thought	thought	thinking
throw	threw	thrown	throwing
understand	understood	understood	understanding
wear	wore	worn	wearing (see ¶1033d)
write	wrote	written	writing

NOTE: Dictionaries typically show the principal parts for all *irregular* verbs. If you are in doubt about any form, consult your dictionary. If the principal parts are not shown, the verb is regular. (See ¶1030a.)

- *For the formation of principal parts of verbs ending in c (for example, to picnic, to spec), see ¶717.*
- e. The past participle and the present participle, if used as part of a verb phrase, must always be used with one or more helping verbs, also known as auxiliary verbs. The most common helping verbs are:

is	was	can	do	has	have	might	shall	will
are	were	could	did	had	may	must	should	would

- *For a graphic view of how all the tenses are formed, see the chart on pages 274–275.*

Forming Verb Tenses

1031 The first principal part of the verb (the *present tense*) is used:

- a. To express *present time*.

We *fill* all orders promptly

She *does* what is expected of her.

Continued on page 272

¶ 1032

- b. To make a statement that is *true at all times*.

There is an exception to every rule (including this one).

- c. With *shall* or *will* to express *future time*.

We *will* order [OR: *shall* order] new stock next week. (For the use of the helping verbs *shall* and *will* in the future tense, see page 340.)

➤ For the third-person singular form of the present tense, see ¶1035.

1032

- a. The second principal part of the verb (the *past tense*) is used to express *past time*. (No helping verb is used with this form.)

We *filled* the order yesterday. She *did* what was expected of her.

- b. Do not use a past participle form to express the past tense.

I *saw* it. (NOT: I *seen* it.) He *drank* his coffee. (NOT: He *drunk* his coffee.)

They *began* it together. (NOT: They *begun* it together.)

He was the one who *did* it. (NOT: He was the one who *done* it.)

I can't believe this sweater *shrank*. (NOT: . . . this sweater *shrunk*.)

Jill *brought* me up to date on the Cox project. (NOT: Jill *brung* me . . .)

Someone *sneaked* into my office last night. (NOT: Someone *snuck* . . .)

NOTE: A number of idiomatic expressions deliberately use incorrect verb forms. Don't try to correct them.

If it *ain't* broke, don't fix it.

You *gotta* dance with them what *brung* you.

According to Dizzy Dean, "It *ain't* braggin' if you really *done* it!"

1033

The third principal part of the verb (the *past participle*) is used:

- a. To form the *present perfect tense*. This tense indicates action that was started in the past and has recently been completed or is continuing up to the present time. It consists of the verb *have* or *has* plus the past participle.

We *have filled* the orders. (NOT: We *have filled* the orders yesterday.)

She *has* always *done* what we expect of her.

Consumers *have become* an articulate force in today's business world.

- b. To form the *past perfect tense*. This tense indicates action that was completed *before another past action*. It consists of the verb *had* plus the past participle.

We *had filled* the orders before we saw your letter.

She *had finished* the job before we arrived.

- c. To form the *future perfect tense*. This tense indicates action that will be completed *before a certain time in the future*. It consists of the verb *shall have* or *will have* plus the past participle.

We *will have filled* the orders by that time (See page 340 for a usage note on *shall* and *will*.)

She *will have finished* the job by next Friday.

- d. Do not use a past tense form (the second principal part) in place of a past participle.

I *have broken* the racket. (NOT: I *have broke* the racket.)

The dress *has shrunk*. (NOT: The dress *has shrank*.)

Prices *have risen* again. (NOT: Prices *have rose* again.)

He *has worn* his shoes out. (NOT: He *has wore* his shoes out.)

1034 The fourth principal part of the verb (the *present participle*) is used:

- a. To form the *present progressive tense*. This tense indicates action still in progress. It consists of the verb *am*, *is*, or *are* plus the present participle.

We are filling all orders as fast as we can
She is doing all that can be expected of her.

- b. To form the *past progressive tense*. This tense indicates action in progress sometime in the past. It consists of the verb *was* or *were* plus the present participle.

We were waiting for new stock at the time your order came in
She was doing a good job when I last checked her work.

- c. To form the *future progressive tense*. This tense indicates action that will be in progress in the future. It consists of the verb *shall be* or *will be* plus the present participle.

We will be working overtime for the next two weeks. (See page 340 for a usage note on *shall* and *will*)
They will be receiving additional stock throughout the next two weeks.

- d. To form the *present perfect progressive*, the *past perfect progressive*, and the *future perfect progressive tenses*. These tenses convey the same meaning as the simple perfect tenses (see ¶1033) except that the progressive element adds the sense of continuous action. These tenses consist of the verbs *has been*, *have been*, *had been*, *shall have been*, and *will have been* plus the present participle. Compare the following examples with those in ¶1033.

We have been filling these orders with Model 212A instead of Model 212. (Present perfect progressive)

We had been filling these orders with Model 212A until we saw your directive. (Past perfect progressive)

By next Friday *we will have been working* overtime for two straight weeks. (Future perfect progressive)

1035 The first principal part of the verb undergoes a change in form to express the third-person singular in the present tense.

- a. Most verbs simply add *s* in the third-person singular.

he feels	BUT: I feel, you feel, we feel, they feel
she thinks	I think, you think, we think, they think
it looks	I look, you look, we look, they look

- b. Verbs ending in *s*, *x*, *z*, *sh*, *ch*, or *o* add *es*.

he misses	he wishes
she fixes	she watches
it buzzes	it does

- c. Verbs ending in a vowel plus *y* add *s*; those ending in a consonant plus *y* change *y* to *i* and add *es*.

say he says	buy he buys
convey she conveys	apply it applies
employ she employs	try she tries

- d. Verbs ending in *t* simply add *s*.

taxi he taxis	ski she skis
---------------	--------------

¶ 1035 CONJUGATION OF THE VERB *TO SEE*

PRESENT, PAST, AND FUTURE TENSES (¶¶1031-1032)

INFINITIVE	TO SEE	TO BE	TO HAVE
PRESENT TENSE First Principal Part	I see you see he or she sees	I am you are he or she is	I have you have he or she has
	we see you see they see	we are you are they are	we have you have they have
PAST TENSE Second Principal Part	I saw you saw he or she saw	I was you were he or she was	I had you had he or she had
	we saw you saw they saw	we were you were they were	we had you had they had
FUTURE TENSE Helping Verb (<i>shall</i> or <i>will</i>) + Main Verb (first principal part)	I <i>shall</i> see you will see he or she will see	I <i>shall</i> be you will be he or she will be	I <i>shall</i> have you will have he or she will have
	we <i>shall</i> see you will see they will see	we <i>shall</i> be you will be they will be	we <i>shall</i> have you will have they will have

PASSIVE TENSES (¶¶1036-1037)

INFINITIVE	TO SEE
PRESENT PASSIVE TENSE Helping Verb (present tense of <i>be</i>) + Main Verb (past participle)	I am seen you are seen he or she is seen
	we are seen you are seen they are seen
PAST PASSIVE TENSE Helping Verb (past tense of <i>be</i>) + Main Verb (past participle)	I was seen you were seen he or she was seen
	we were seen you were seen they were seen
FUTURE PASSIVE TENSE Helping Verb (future tense of <i>be</i>) + Main Verb (past participle)	I <i>shall</i> be seen you will be seen he or she will be seen
	we <i>shall</i> be seen you will be seen they will be seen

PROGRESSIVE TENSES (¶1034)

INFINITIVE	TO SEE
PRESENT PROGRESSIVE TENSE Helping Verb (present tense of <i>be</i>) + Main Verb (present participle)	I am seeing you are seeing he or she is seeing
	we are seeing you are seeing they are seeing
PAST PROGRESSIVE TENSE Helping Verb (past tense of <i>be</i>) + Main Verb (present participle)	I was seeing you were seeing he or she was seeing
	we were seeing you were seeing they were seeing
FUTURE PROGRESSIVE TENSE Helping Verb (future tense of <i>be</i>) + Main Verb (present participle)	I <i>shall</i> be seeing you will be seeing he or she will be seeing
	we <i>shall</i> be seeing you will be seeing they will be seeing

PERFECT TENSES (¶1033)**INFINITIVE****PRESENT PERFECT TENSE**Helping Verb (present tense of *have*)

+

Main Verb (past participle)

TO SEEI have seen
you have seen
he or she has seen**TO BE**I have been
you have been
he or she has beenwe have seen
you have seen
they have seenwe have been
you have been
they have been**PAST PERFECT TENSE**Helping Verb (past tense of *have*)

+

Main Verb (past participle)

I had seen
you had seen
he or she had seenI had been
you had been
he or she had beenwe had seen
you had seen
they had seenwe had been
you had been
they had been**FUTURE PERFECT TENSE**Helping Verb (future tense of *have*)

+

Main Verb (past participle)

I shall have seen
you will have seen
he or she will have seenI shall have been
you will have been
he or she will have beenwe shall have seen
you will have seen
they will have seenwe shall have been
you will have been
they will have been**PERFECT PASSIVE TENSES (¶1036)****INFINITIVE****PRESENT PERFECT PASSIVE TENSE**Helping Verb (present perfect tense of *be*)

+

Main Verb (past participle)

TO SEEI have been seen
you have been seen
he or she has been seenwe have been seen
you have been seen
they have been seen**PAST PERFECT PASSIVE TENSE**Helping Verb (past perfect tense of *be*)

+

Main Verb (past participle)

I had been seen
you had been seen
he or she had been seenwe had been seen
you had been seen
they had been seen**FUTURE PERFECT PASSIVE TENSE**Helping Verb (future perfect tense of *be*)

+

Main Verb (past participle)

I shall have been seen
you will have been seen
he or she will have been seenwe shall have been seen
you will have been seen
they will have been seen**PERFECT PROGRESSIVE TENSES (¶1034d)****INFINITIVE****PRESENT PERFECT PROGRESSIVE TENSE**Helping Verb (present perfect tense of *be*)

+

Main Verb (present participle)

TO SEEI have been seeing
you have been seeing
he or she has been seeingwe have been seeing
you have been seeing
they have been seeing**PAST PERFECT PROGRESSIVE TENSE**Helping Verb (past perfect tense of *be*)

+

Main Verb (present participle)

I had been seeing
you had been seeing
he or she had been seeingwe had been seeing
you had been seeing
they had been seeing**FUTURE PERFECT PROGRESSIVE TENSE**Helping Verb (future perfect tense of *be*)

+

Main Verb (present participle)

I shall have been seeing
you will have been seeing
he or she will have been seeingwe shall have been seeing
you will have been seeing
they will have been seeing

¶ 1036

- e. The verb *to be* is irregular since *be*, the first principal part, is not used in the present tense. (See the chart on pages 274–275.)

I am	we are
you are	you are
he, she, it is	they are

- f. A few verbs remain unchanged in the third-person singular.

PRESENT TENSE:	he may	she can	it will
PAST TENSE:	he might	she could	it would

➤ See page 322 for a usage note on *don't*.

Passive Forms

- 1036** The passive forms of a verb consist of some form of the helping verb *to be* plus the past participle of the main verb.

it is intended	(present passive of <i>intend</i>)
we were expected	(past passive of <i>expect</i>)
they will be audited	(future passive of <i>audit</i>)
she has been notified	(present perfect passive of <i>notify</i>)
you had been told	(past perfect passive of <i>tell</i>)
he will have been given	(future perfect passive of <i>give</i>)

- 1037** A *passive* verb directs the action toward the subject. An *active* verb directs the action toward an object.

ACTIVE: Melanie [*subject*] will lead [*verb*] the discussion [*object*].

PASSIVE: The discussion [*subject*] will be led [*verb*] by Melanie.

➤ For additional examples, see the entry for voice in Appendix D.

- a. The passive form of a verb is appropriate (1) when you want to emphasize the *receiver* of the action (by making it the subject) or (2) when the *doer* of the action is not important or is deliberately not mentioned.

I was seriously injured as a result of your negligence. (Emphasizes *I*, the receiver of the action.)

RATHER THAN: Your negligence seriously injured me.

This proposal is based on a careful analysis of all available research studies. (Emphasizes the basis for the proposal; the name of the person who drafted the proposal is not important.)

The decision was made without consulting any of the board members. (Emphasizes how the decision was made and omits the name of the person responsible.)

Mistakes were made. (A frequent comment made by politicians and corporate executives who have to acknowledge failure or wrongdoing but do not want to acknowledge personal responsibility or guilt.)

Fred Allen once defined a conference as a gathering of important people who “singly can do nothing but together can decide that nothing can be done.”

- b. In all other cases, use active verb forms to achieve a simpler and more vigorous style. Except in those circumstances cited in *a* above, passive verb forms typically produce awkward or stilted sentences.

WEAK PASSIVES: It *has been decided* by the Human Resources Committee that full pay *should be given* to you for the period of your hospitalization.

STRONG ACTIVES: The Human Resources Committee *has decided* that you *should receive* full pay for the period of your hospitalization.

NOTE: During World War II Winston Churchill received the following message:

Permission is hereby urgently requested for the implementation of your directive with regard to the floating piers.

Churchill's response:

If you mean, should you build the piers? Yes, build them. Do it. Carry on. Implement me no directives ever!

- c. Watch out for passive constructions that unintentionally point to the wrong *doer* of the action.

CONFUSING: Two computers were reported stolen over the weekend by the head of corporate security.

CLEAR: The head of corporate security reported that two computers were stolen over the weekend.

CONFUSING: One of our second-shift workers was found injured by a Good Samaritan outside the parking lot entrance last night.

CLEAR: Last night one of our second-shift workers was injured outside the parking lot entrance and was found there by a Good Samaritan.

Verbs Following Clauses of Necessity, Demand, Etc.

1038 Sentences that express *necessity, demand, strong request, urging, or resolution* in the main clause require a *subjunctive verb* in the dependent clause that follows.

➤ For a definition of subjunctive, see the entry for Mood, subjunctive in Appendix D.

- a. If the verb in the dependent clause requires the use of the verb *to be*, use the form *be* with all three persons (not *am, is, or are*).

NECESSITY: It is necessary [OR: important OR: essential] that these questions *be answered* at once. (NOT: are answered.)

DEMAND: I insist that I *be allowed* to present a minority report at the next board meeting. (NOT: am allowed.)

REQUEST: They have asked that you *be notified* at once if matters do not proceed according to plan. (NOT: are notified.)

URGING: We urged [OR: suggested] that he *be given* a second chance to prove himself in the job. (NOT: is given.)

RESOLUTION: The committee has resolved [OR: decided OR: ruled] that the decision *be deferred* until the next meeting. (NOT: is deferred.)

- b. If the verb in the dependent clause is a verb other than *be*, use the ordinary *present tense* form for all three persons. However, do not add *s* (or otherwise change the form) for the third-person singular.

NECESSITY: It is essential that he *arrive* on time. (NOT: arrives.)

DEMAND: I must insist that he *do* the work over. (NOT: does.)

REQUEST: They have asked that she *remain* on the committee until the end of the year. (NOT: remains.)

URGING: I suggested that she *type* the material triple-spaced to allow room for some very heavy editing. (NOT: types.)

RESOLUTION: They have resolved that Fred *represent* them. (NOT: represents.)

¶ 1039

Verbs Following *Wish* Clauses

1039 Sentences that start with *I wish*, *she wishes*, and so on, require a subjunctive verb in the dependent clause that follows.

- a. To express *present* time in the dependent clause, put the verb in the *past tense*.

I wish I *knew* how to proceed.

I wish I *could attend*.

NOTE: If the verb is *to be*, use *were* for all three persons.

I wish I *were going* to the reception. (**NOT:** was going.)

I wish he *were going* with me.

- b. To express *past* time in the dependent clause, put the verb in the *past perfect tense*.

I wish she *had invited* me.

I wish I *had been* there.

I wish they *had hired* you.

I wish I *could have attended*.

- c. To express *future* time in the dependent clause, use the helping verb *would* instead of *will*.

I wish he *would arrive* on time.

I wish she *would make* more of an effort.

Verbs in *If* Clauses

1040 When an *if* clause states a condition that is highly *improbable*, *doubtful*, or *contrary to fact*, the verb in the *if* clause requires special treatment, like that described in ¶1039. To express *present time*, use the *past tense*; to express *past time*, use the *past perfect tense*. (In the following examples note the relationship of tenses between the dependent clause and the main clause.)

If I *knew* the answer [but I don't], I *would not ask* you.

If I *had known* the answer [but I didn't], I *would not have asked* you.

If I *were* you [but I am not], I *would take* the job.

If I *had been* in your shoes [but I wasn't], I *would have taken* the job.

If he *were invited* [but he isn't], he *would be glad* to go.

If he *had been invited* [but he wasn't], he *would have been glad* to go.

NOTE: Do not use *would have* for *had* in an *if* clause. See page 345 for a usage note on *would have*.

1041 When an *if* clause states a condition that is *possible* or *likely*, the verb in the *if* clause requires no special treatment. To express *present time*, use the *present tense*; to express *past time*, use the *past tense*. Compare the following pairs of examples. Those labeled “Probable” reflect the verb forms described here in ¶1041. Those labeled “Improbable” reflect the verb forms described in ¶1040.

PROBABLE: If I *leave* this job [and I may do so], I *will take* a full-time teaching position.

IMPROBABLE: If I *left* this job [but I probably won't], I *would take* a full-time teaching position.

PROBABLE: If I *go* to Tokyo [and I may], I *will want* you to go too.

IMPROBABLE: If I *were going* to Tokyo [but I probably won't be], I *would want* you to go too.

PROBABLE: If she *was* in yesterday [and she may have been], I *did not see* her.

IMPROBABLE: If she *had been* in yesterday [but she wasn't], I *would have seen* her.

Verbs in *As If* or *As Though* Clauses

1042 When an *as if* or *as though* clause expresses a condition *contrary to fact*, the verb in the clause requires special treatment, like that described in ¶1040.

She acts as if she *were* the only person who mattered. (But she isn't.)

He talks as if he *knew* the facts of the situation. (But he doesn't.)

You act as though you *hadn't* a care in the world. (But you have.)

1043 *As if* or *as though* clauses are now often used to express a condition that is *highly probable*. In such cases do not give the verb special treatment. Use the present tense to express present time, the future tense to express future time, and the past tense to express past time.

It looks as if it *will* rain. **OR:** It looks as if it *is going* to rain.

She acted as if she *planned* to look for another job.

Infinitives

1044 An infinitive is the form of the verb preceded by *to* (for example, *to write*, *to do*, *to be*). When two or more infinitives are used in a parallel construction, the word *to* may be omitted after the first infinitive unless special emphasis is desired.

Ask Ruth Gonzales *to sign* both copies of the contract, *return* the original to us, and *keep* the other copy. (*Return* and *keep* are infinitives without *to*.)

I would like you *to explain* the job to Harry, *to give* him help if he needs it, and *to see* that the job is done properly. (For emphasis, *to* is used with all three infinitives—*explain*, *give*, and *see*.)

NOTE: The word *to* is usually dropped when the infinitive follows such verbs as *see*, *hear*, *feel*, *let*, *help*, and *need*.

Will you please help me *prepare* the report? (**RATHER THAN:** help me *to prepare*.)

You need not *return* the clipping. **BUT:** You do not need *to return* the clipping.

1045 a. Infinitives have two main tense forms: present and perfect.

(1) The perfect infinitive is used to express action that has been completed before the time of the main verb.

I am sorry *to have caused* you so much trouble last week. (The act of causing trouble was completed before the act of expressing regret; therefore, the perfect infinitive is used.)

(2) The present infinitive is used in all other cases.

I planned *to leave* early. (**NOT:** *to have left*. The act of leaving could not have been completed before the act of planning, so the present infinitive is used.)

b. The passive form of the present infinitive consists of *to be* plus the past participle. Do not omit *to be* in such constructions.

This office needs *to be repainted*. (**NOT:** This office needs *repainted*.)

1046 *Splitting an infinitive* (that is, inserting an adverb between *to* and the verb) is no longer considered incorrect. However, it should be avoided when it produces an awkward construction and the adverb functions more effectively in another location.

WEAK: It was impossible to *even* see a foot ahead.

BETTER: It was impossible to see *even* a foot ahead.

WEAK: He always tries to *carefully* do the work.

BETTER: He always tries to do the work *carefully*.

¶1047

When alternative locations of the adverb produce an awkward or weakly constructed sentence, do not be afraid to split the infinitive.

NOTE: Do not place the adverb where it can create ambiguity. (See ¶1087.)

CONFUSING: Our research people need to be trained *quickly* to communicate their findings to the sales reps. (Do they need to be trained quickly or to communicate their findings quickly?)

CLEAR: Our research people need to be *quickly* trained to communicate their findings to the sales reps.

CLEAR: Our research people need to be trained to *quickly* communicate their findings to the sales reps.

- a. Before splitting an infinitive, first try to place the adverb *after the object* of the infinitive. In many instances the adverb functions most effectively in that location.

You ought to *review* these plans *thoroughly*. (**BETTER THAN:** You ought to thoroughly review these plans.)

I need to *make* the decision *quickly*. (**BETTER THAN:** I need to quickly make the decision.)

- b. If step *a* does not produce an effective sentence, try to locate the adverb directly *before* or directly *after* the infinitive. In some cases the adverb functions effectively in this position; in other cases the resulting sentence is awkward.

CONFUSING: I want you to *supervise* the work that is to be done *personally*. (When the object of the infinitive is long, it is difficult to place the adverb after the object without creating confusion. Here *personally* seems to modify *to be done* when it should modify *to supervise*.)

AWKWARD: I want you to supervise *personally* the work that is to be done.

GOOD: I want you *personally* to supervise the work that is to be done.

- c. If steps *a* and *b* fail to produce an effective sentence, try splitting the infinitive. If a good sentence results, keep it; if not, try rewording the sentence.

CONFUSING: I want you to *consider* Jenkins' proposal to handle all our deliveries *carefully*. (When *carefully* is located after the complete object, it no longer clearly refers to *to consider*.)

AWKWARD: I want you *carefully* to consider Jenkins' proposal to handle all our deliveries.

AWKWARD: I want you to consider *carefully* Jenkins' proposal to handle all our deliveries.

GOOD: I want you to *carefully* consider Jenkins' proposal to handle all our deliveries.

- d. When an infinitive consists of *to be* plus a past or present participle of another verb, inserting an adverb before the participle is not considered splitting an infinitive. Nevertheless, in many such sentences it may be possible to locate the adverb to better advantage elsewhere in the sentence.

These plans need to be *thoroughly* reviewed.

Claude appears to be *continually* turning up with last-minute objections to any decision I make.

NOTE: By the same token, it is perfectly acceptable to position an adverb between a helping verb and a past or present participle. It is even acceptable to position an adverb *within* the elements of a helping verb.

This new technology has *already* been *effectively* applied in many industries.

I hear that Martha has been *seriously* considering early retirement.

Sequence of Tenses

1047

When the verb in the main clause is in the past tense, the verb in a dependent *that* clause should also express past time. Consider the following pairs of examples:

She *says* [present] that she *is* now *working* [present] for CBS.

She *said* [past] that she *was* now *working* [past] for CBS.

He *says* [present] that he *has seen* [present perfect] your résumé.

He *said* [past] that he *had seen* [past perfect] your résumé.

I *think* [present] that he *will see* [future] you tomorrow.

I *thought* [past] that he *would see* [past form of *will see*] you tomorrow.

EXCEPTION: The verb in the dependent clause should remain in the present tense if it expresses a general truth.

Our lawyer *pointed out* [past] that all persons under 18 *are* [present] considered minors.

Omitting Parts of Verbs

1048 When the verbs in a compound predicate share a common element, that element does not need to be repeated.

We *have received* your letter and *forwarded* it to our St. Louis office. (The helping verb *have* is shared by the two main verbs, *received* and *forwarded*.)

We *can* and *will* *achieve* these goals. (The main verb *achieve* is shared by the two helping verbs, *can* and *will*.)

However, do not omit any element when different parts of the main verb are required.

WRONG: I *never have* and I *never will forget* what you have done for me.

RIGHT: I *never have forgotten* and I *never will forget* what you have done for me.

WRONG: We *have* and still *are asking* for an accounting of the assets.

RIGHT: We *have asked* and still *are asking* for an accounting of the assets.

Troublesome Verbs

➤ See the individual entries listed alphabetically in Section 11 for the following verbs:

Affect-effect	Home-hone
Aggravate	Impact
Ain't	Imply-infer
Allude-refer	Incentivize-incent
Appraise-apprise	Journal
Appreciate	Lay-lie
Being that	Learn-teach
Bring-take	Leave-let
Cannot help but	Lend-loan
Come-go	Look forward to
Come-to-come and	May-can (might-could)
Complement-compliment	Maybe-may be
Comprise-compose	Of-have
Consists of-includes	Proved-proven
Convince-persuade	Rack-wrack
Could not care less	Raise-rise
Dialogue	Serve-service
Done	Set-sit
Don't (do not)	Shall-will
Ensure-insure-assure	Should-would
Enthused over	Supposed to
Graduated-was graduated	Try and
Grow	Type-key
Had better	Used to
Help	Would have

¶ 1049

Pronouns

Agreement With Antecedents: Basic Rules

- 1049** a. A pronoun must agree with its *antecedent* (the word for which the pronoun stands) in number, gender, and person.

I must stand by my client, just as *you* must stand by yours.

Frank said that he could do the job alone.

Alice wants to know whether her proposal has been approved.

The *company* has not decided whether to change its policy on vacations. (See ¶¶1019–1020.)

We plan to explain our shift in corporate strategy at the next shareholders' meeting.

The company's *auditors* will issue their report tomorrow.

The *Vanderveers* are giving a party at their house.

The *grand jury* has completed its investigation. (See ¶1019 for collective nouns.)

Why not have *each witness* write his or her version of the accident? (See ¶1053 for indefinite pronouns as antecedents.)

It is *I* who am at fault. (*Who* agrees in person and number with the antecedent *I*; the verb *am* also agrees with *I*.)

It is *she* who is willing to compromise. It is *they* who are not.

It is *we*, the individual taxpayers, who have to make up for the loss of commercial ratables.

It is *you* who are to blame. (*Who* refers to *you*; hence the verb is *are* to agree with *you*. See ¶1001b.)

BUT: You are the *person* who is to blame. (Here *who* refers to *person*; hence the verb is *is* to agree with *person*.)

- b. Use a plural pronoun when the antecedent consists of two singular nouns or pronouns joined by *and*.

Can *Mary* and *you* give us your decision by Monday?

Sonia and *Dave* say they will attend.

The *Montaignes* and the *Reillys* have sent their regrets.

Are *you* and *I* prepared to say that we can handle the assignment?

- c. Use a singular pronoun when the antecedent consists of two *singular* nouns joined by *or* or *nor*. Use a plural pronoun when the antecedent consists of two *plural* nouns joined by *or* or *nor*. (See also ¶¶1003–1005.)

Either *Will* or *Ed* will have to give up his office. (**NOT:** *their*.)

Neither *Joan* nor *Helen* wants to do her share. (**NOT:** *their*.)

Either the *Kopecks* or the *Henleys* will bring their videocassette recorder.

NOTE: When *or* or *nor* joins a singular noun and a plural noun, a pronoun that refers to this construction should agree in number with the nearer noun. However, a strict application of this rule can lead to problems in sentence structure and meaning. Therefore, always try to make this kind of construction plural by locating the plural subject nearer the verb.

Neither Mr. Wing nor his *employees* have reached their goal. (The plural pronoun *their* is used to agree with the nearer noun, *employees*; the verb *have reached* is also in the plural.)

NOT: Neither the employees nor *Mr. Wing* has reached his goal. (The sentence follows the rule—*his* agrees with *Mr. Wing*, the nearer noun, and the verb *has reached* is singular; however, the meaning of the sentence has been distorted.)

- d. Make sure that the pronouns you use agree in gender with their antecedents.

The entire *staff* of JTX wishes to express *its* gratitude. (Third-person singular.)

We [OR: All of us] here at JTX wish to express *our* gratitude. (First-person plural.)

BUT NOT: The entire *staff* of JTX wishes to express *our* gratitude. (Do not use a first-person pronoun to refer to a third-person antecedent.)

> See also ¶1053d.

- e. Make sure that the pronouns you use refer to the antecedents you intend. To avoid confusion, reword as necessary.

CONFUSING: Unrealistic deadlines, excessive pressures, and unsafe working conditions can be very damaging to your employees. You must do everything you can to eliminate *them*. (The employees or the destructive conditions?)

CLEAR: Unrealistic deadlines, excessive pressures, and unsafe working conditions can be very damaging to your employees. You must do everything you can to eliminate *these destructive conditions*.

- f. Although *she* and *her* have traditionally been used to refer to a country or a ship, it is now preferable to use *it* and *its*.
- g. It is acceptable for the antecedent of a pronoun to be in the possessive case as long as there is no chance of confusion.

Matthew wants to discuss his *company's* obligation to offer *its* employees a variety of benefits.

Nancy's eight-year-old son often accompanies *her* when she goes on business trips.

I have to agree with *Craig's* contention that *he* is not getting support from the home office.

Does *Ava's* husband know that *she* is thinking of taking early retirement?

Agreement With Common-Gender Antecedents

1050 Nouns that apply to both males and females have a *common* gender.

parent	manager	student	boss	writer
child	doctor	professor	supervisor	speaker
customer	lawyer	instructor	employee	listener

When a singular noun of common gender serves as a *definite* antecedent (one that names a specific person whose gender is known), use the pronoun *he* or *she*.

My *boss* [previously identified as Robert Hecht] prefers to open *his* own mail.

Ask your *doctor* [known to be a woman] to sign *her* name on this form.

1051 When a singular noun of common gender serves as an *indefinite* antecedent (*a doctor, any doctor, every doctor*) or as a *generic* antecedent (*the doctor*, meaning "doctors in general"), it is unacceptable to use *he* as a generic pronoun applying equally to males and females. The masculine bias in the word *he* makes it unsuitable to serve as a pronoun that applies equally to women and men.

By the same token, when an indefinite or generic antecedent names an occupation or a role in which women have tended to predominate (for example, *the teacher, the nurse, the secretary, the administrative professional*), it is generally unacceptable to use *she* as a generic pronoun. The generic use of *she* serves to perpetuate stereotyped notions about women's occupations or roles, especially now when men and women are taking on jobs that once used to be considered the exclusive domain of one gender or the other.

¶ 1052

A number of new words—without masculine or feminine connotations—have been proposed to take the place of the generic use of *he* or *she*. However, since none of these words have been accepted into common usage, consider the alternatives described in ¶1052.

- 1052** a. Use *he* or *she*, *his* or *her*, or *him* or *her*. This solution works well in isolated cases but can be clumsy if repeated frequently in the same context. (In any case, avoid the use of *he/she*, *s/he*, *his/her*, and similar constructions.)

An instructor should offer *his* or *her* students challenging projects.

(**RATHER THAN:** An instructor should offer *his* students challenging projects.)

- b. Change the wording from singular to plural.

Parents of teenage children often wonder where *they* went wrong.

(**RATHER THAN:** The parent of a teenage child often *wonders* where *he* or *she* went wrong.)

- c. Reword to avoid the generic pronoun.

When a customer calls, be sure to ask for a phone number.

(**RATHER THAN:** When a customer calls, ask *him* or *her* to leave *his* or *her* phone number.)

An assistant tries to anticipate the boss's needs.

(**RATHER THAN:** An assistant tries to anticipate the needs of *his* or *her* boss.)

If a writer submits an unsolicited manuscript to a publisher, *the writer* should also enclose a self-addressed, stamped envelope.

(**RATHER THAN:** . . . *he* or *she* should also enclose a self-addressed, stamped envelope.)

- d. In colloquial speech, the pronouns *they*, *their*, and *them* are often used to refer to a singular antecedent to avoid the awkwardness of *he* or *she*, *his* or *her*, and *him* and *her*. For example:

Everybody likes to do things *their* own way.

However, this usage is not acceptable in business writing or in formal writing of any kind. The problem can be easily avoided by rewriting.

People like to do things *their* own way.

OR: *We* all like to do things *our* own way.

- e. In rare cases, where the use of these various alternatives results in wordiness or an unacceptable shift in meaning or emphasis, it may be necessary—as a last resort—to use a generic form of *he* or *she*. (See the final example in ¶1053a on page 285.) However, this practice should be avoided whenever possible.

Agreement With Indefinite-Pronoun Antecedents

- 1053** a. Use a singular pronoun when the antecedent is a singular indefinite pronoun. The following indefinite pronouns are always singular. They are typically used as nouns, but a few (such as *each* and *every*) are used as adjectives.

anyone	everyone	someone	no one
anybody	everybody	somebody	nobody
anything	everything	something	nothing
each	every	either	one
each one	many a	neither	another

Every company has *its* own vacation policy. (**NOT:** *their*.)

Neither one of the campaigns did as well as *it* was supposed to. (**NOT:** *they* were.)

NOTE: In the past, these singular indefinite forms often called for the generic use of *he* or *she* (§§1051–1052)—a practice that is now considered unacceptable. The following sentences use alternative wording to show how the generic *he* or *she* can be avoided. The last sentence presents a situation for which no reasonable alternative exists.

All staff *members* should submit their expense reports by Friday.

(**RATHER THAN:** *Everyone* should submit *his* expense report by Friday.)

If *anyone* should ask for me, say that I won't return until Monday.

(**RATHER THAN:** If *anyone* should ask for me, tell *him* that I won't return until Monday.)

Do *all the assistants* know how *they* are to handle their bosses' calls?

(**RATHER THAN:** Does *every assistant* know how *she* is to handle *her* boss's calls?)

Our *employees* are not willing to work under those conditions, are they?

(**RATHER THAN:** *No one* is willing to work under those conditions, are *they*?)

Nobody could have helped himself in a situation like that.

- For agreement of these indefinite pronouns with verbs, see §§1009–1011; for possessive forms of these pronouns, see §637.

- b.** Use a plural pronoun when the antecedent is a plural indefinite form. The following indefinite pronouns are always plural:

many few several others both

Many customers prefer to help themselves; *others* usually like to have someone wait on them.

Several sales representatives in the Southern Region made their annual goals in nine months.

Both managers have said that they want to be considered for Mr. Hall's job when he retires.

- For agreement of these indefinite pronouns with verbs, see §1012.

- c.** The following indefinite forms may be singular or plural, depending on the noun to which they refer.

all none any some more most

When these words are used as antecedents, determine whether they are singular or plural. Then make the pronouns that refer to them agree in number.

Some of the employees have not yet had their annual performance review. (*Some* refers to *employees* and is plural; *some* is the antecedent of *their*.)

Some of the manuscript has been typed, but it has not been proofread. (*Some* refers to *manuscript* and is singular; *some* is the antecedent of *it* in the second clause.)

- For agreement of these indefinite pronouns with verbs, see §1013.

- d.** Since indefinite forms express the third person, pronouns referring to these antecedents should also be in the third person (*he*, *she*, *it*, *they*).

If *anyone* wants a vacation pay advance, he or she should apply for it in writing.

(**NOT:** If *anyone* wants a vacation pay advance, *you* should apply for it . . .)

If the indefinite form is modified so that it strongly expresses the first or second person, the personal pronoun must also agree in number.

Most parents want their children to go to college. (Third person.)

Most of us want our children to go to college. (First person.)

A few have missed their deadlines. (Third person.)

A few of you have missed your deadlines. (Second person.)

¶ 1054

Each employee knows how much he or she ought to contribute to the United Way fund drive. (Third person.)

BUT: Each of us [each one of us] knows how much he or she ought to contribute to the United Way fund drive. (Third person. In this sentence, *of us* does not shift the meaning to the first person; the emphasis is on what the individual contributes, not on what *we* contribute.)

Pronouns take different forms, not only to indicate a difference in person (*I, you, he*), number (*he, they*), and gender (*he, she*) but also to indicate a difference in case (*nominative, possessive, objective*). Although a pronoun must agree with its antecedent in person, number, and gender, it does *not* necessarily agree with its antecedent in case. The case of a pronoun depends on its own relation to the other words in the sentence. The rules in ¶¶1054–1064 indicate how to choose the right case for pronouns.

➤ For a chart showing the formation of pronouns, see page 287.

Personal Pronouns

1054 Nominative Forms of Personal Pronouns

Use *I, we, you, he, she, it, they*:

- a. When the pronoun is the subject of a verb.

I wrote to Eileen McIntyre, but *she* hasn't answered.

Lois says that *she* and her husband will be able to retire next May. (**NOT:** her and her husband.)

Debbie and *I* can handle the job ourselves. (**NOT:** Debbie and me **OR:** me and Debbie.)

Either *he* or *I* can work late tonight. (**NOT:** him or me.)

NOTE: In sentences like the last two above, try each subject alone with the verb. You would not say "Me can handle the job" or "Him can work late tonight." Therefore, *I* and *he* must be used.

- b. When the pronoun appears in the predicate after some form of the verb *to be* (*am, is, are, was, were*) or after a verb phrase containing some form of *to be* (see the list below). Pronouns that follow these verb forms should be in the nominative.

shall (**OR:** will) be

have (**OR:** has) been

should (**OR:** would) be

had been

shall (**OR:** will) have been

may (**OR:** might) be

should (**OR:** would) have been

may (**OR:** might) have been

can (**OR:** could) be

must (**OR:** ought to) be

could have been

must have (**OR:** ought to have) been

It could have been *they*.

Was it *he* or *she* who phoned?

It is *I*.

This is *she*.

NOTE: A sentence like *It could have been they*, while grammatically correct, would sound better if reworded in idiomatic English: *They could have been the ones*. Moreover, a sentence like *It's me* is acceptable in colloquial speech and in informal writing. When you hear a telephone caller ask for you by name, do not respond by saying *This is him* or *This is her*. If you wish to respond correctly (and somewhat pompously), say *This is he* or *This is she*. If you wish to respond correctly and sound more natural, say *This is . . .* and then give your name. (See also the usage note on *It's me* on page 331.)

➤ For special rules governing pronouns with the infinitive *to be*, see ¶1064.

FORMATION OF PRONOUNS

PERSONAL PRONOUNS	Singular	Plural
Nominative Case		
First person	I	we
Second person	you	you
Third person	he, she, it	they
Possessive Case		
First person	my, mine	our, ours
Second person	your, yours	your, yours
Third person	his, her, hers, its	their, theirs
Objective Case		
First person	me	us
Second person	you	you
Third person	him, her, it	them

RELATIVE PRONOUNS

Nominative Case	who	which	that
Possessive Case	whose	of which	xxx
Objective Case	whom	which	that

INTERROGATIVE PRONOUNS

Nominative Case	who	which	what
Possessive Case	whose	xxx	its
Objective Case	whom	which	what

COMPOUND PERSONAL PRONOUNS

	Singular	Plural
First person	myself	ourselves
Second person	yourself	yourselves
Third person	himself herself itself	themselves

1055 Objective Forms of Personal Pronouns

Use *me, us, you, him, her, it, them*:

- a. When the pronoun is the direct or indirect object of a verb.

Larry gave Mans and *us* tickets for the opening

They invited my husband and *me* for the weekend

NOTE: When *my husband and* is mentally omitted, the objective form *me* is clearly the correct pronoun: "They invited *me* for the weekend."

- b. When the pronoun is the object of a preposition.

No one knows except *you and me*. (NOT: except you and I)

Between *you and me*, that decision is unfair (NOT: between you and I)

RECEPTION: He is a friend of *mine* [*yours, his, hers, ours, theirs*] (See ¶648)

Continued on page 288

¶1056

- c. When the pronoun is the subject or object of an infinitive.

The department head asked *him* to resign. (*Him* is the subject of *to resign*.)

Did you ask Janet to call *me*? (*Me* is the object of *to call*.)

NOTE: When the pronoun is the subject or object of the infinitive *to be*, use a nominative form. (See ¶1064.)

I asked Russ *who* he wanted to be. (*Who* is the object of *to be*.)

1056 Possessive Forms of Personal Pronouns

- a. Most personal pronouns have two possessive forms:

my	your	his	her	its	our	their
mine	yours	...	hers	...	ours	theirs

- b. Use *my*, *your*, *his*, *her*, *its*, *our*, or *their* when the possessive pronoun immediately precedes the noun it modifies.

That is *my* book. It was *their* choice. George is *her* neighbor.

- c. Use *mine*, *yours*, *his*, *hers*, *its*, *ours*, or *theirs* when the possessive pronoun stands apart from the noun it refers to.

That book is *mine*. The choice was *theirs*. George is a neighbor of *hers*.

NOTE: Do not insert an apostrophe before the final *s* in possessive pronouns.

yours (**NOT:** your's) hers (**NOT:** her's) ours (**NOT:** our's) theirs (**NOT:** their's)

- d. A pronoun that modifies a *gerund* (a verbal noun ending in *ing*) should be in the possessive. (See ¶647.)

I appreciated *your shipping* the order so promptly.

(**NOT:** I appreciated *you shipping* the order so promptly.)

BUT: If I saw *him picking* up his room, I would be very much surprised. (Here *him* is the object of *saw*; *picking* is a participle modifying *him*. See ¶647b.)

- e. Do not confuse certain possessive pronouns with contractions and other phrases that sound like the possessive pronouns.

its (possessive)	it's (it is OR: it has)
their (possessive)	they're (they are) OR: there're (there are)
theirs (possessive)	there's (there is OR: there has)
your (possessive)	you're (you are)

As a test for the correct form, try to substitute *it is*, *it has*, *they are*, *there are*, *there is*, *there has*, or *you are*, whichever is appropriate. If the substitution does not make sense, use the corresponding possessive form.

The company must protect *its* assets. ("Protect it is assets" makes no sense.)

BUT: *It's* time to take stock of our achievements.

Their investing in municipal bonds was a shrewd idea.

BUT: *They're* investing in municipal bonds.

Their complaints have proved to be unfounded.

BUT: *There are* complaints that have proved to be unfounded.

Theirs no longer works; that's why they borrow ours.

BUT: *There's* no use expecting him to change.

Your thinking is sound, but we lack the funds to underwrite your proposal.

BUT: *You're* thinking of applying for a transfer, I understand.

➤ For other possessive pronouns, see also ¶¶636–637.

- 1057** When a pronoun follows *than* or *as* in a comparison, determine the correct form of the pronoun by mentally supplying any missing words.

She writes better than *I*. (She writes better than *I do*.)
 Joe is not as talented as *she*. (Joe is not as talented as *she is*.)
 I like you better than *him*. (I like you better than *I like him*.)
BUT: I like you better than *he*. (I like you better than *he does*.)

NOTE: To avoid correct but awkward sentences, actually supply the missing words, as indicated in the parenthetical examples above.

- 1058** When a pronoun is used to identify a noun or another pronoun, it is either nominative or objective, depending on how the antecedent is used.

The committee has asked *us*, Ruth and *me*, to present the report. (Since *us* is objective, the identifying pronoun *me* is also objective.)
 The explanation was for the *newcomers*, Marie and *me*. (Was for *me*.)
 The exceptions were the *newcomers*, Marie and *I*. (Exception was *I*.)
 Let's *you* and *me* schedule a brown-bag lunch. (*Let's* is a contraction for *let us*. Since *us* is the objective form, the pronouns *you* and *me* are also objective.)

NOTE: In sentences like the following, mentally omit the noun (*employees*) to determine the correct form.

The company wants *us* employees to work on Saturdays. (The company wants *us* to work on Saturdays.)
We employees need to confer. (*We* need to confer.)

- 1059** Some writers consistently use *we* instead of *I* to avoid a seeming overemphasis on themselves. However, it is preferable to use *we* only when you are speaking on behalf of an organization you represent and to use *I* when speaking for yourself alone.

We shall prepare the necessary forms as soon as you send *us* a signed release. (This writer is speaking on behalf of the organization.)
 It is *my* opinion that this patient may be discharged at once. (This writer is speaking only for himself. Under these circumstances it would sound pompous to say, "It is *our* opinion.")

Compound Personal Pronouns

- 1060** Compound personal pronouns end in *self* or *selves*: *myself*, *yourself*, *himself*, *herself*, *itself*, *ourselves*, *yourselves*, *themselves*.

- a. They can direct the action expressed by the verb back to the subject.

She found *herself* the only one in favor of the move.
 We have satisfied *ourselves* as to the wisdom of the action.

- b. They can emphasize a noun or pronoun already expressed.

I will write her *myself*. The trainees *themselves* arranged the program.
I myself am bewildered. (**BUT NOT:** *I myself* am personally bewildered. Using *myself* and *personally* in the same sentence creates redundancy rather than emphasis.)

- c. Place a compound personal pronoun carefully to avoid confusion or misreading.

CONFUSING: Now surgeons can have patients wheeled inside a new three-dimensional imaging machine; then they can step inside themselves to operate. (Are the surgeons stepping inside themselves or inside the machine?)

CLEAR: . . . then they themselves can step inside the machine to operate.

Continued on page 290

¶ 1061

If necessary, reword the sentence without using a compound personal pronoun.

CONFUSING: Are you tired of cleaning yourself? Let us do it for you.

CLEAR: Are you tired of doing your own cleaning? Let us do it for you.

- d. Do not use a compound personal pronoun unless the noun or pronoun to which it refers is expressed in the same sentence.

The tickets are for the Wrights and *me*. (**NOT:** myself.)

The report will be prepared by Ray, Nessa, and *me*. (**NOT:** myself.)

Henry and *I* can handle all the mail. (**NOT:** Henry and myself.)

BUT: Henry wants to handle all the mail *himself*.

Interrogative and Relative Pronouns

1061 *Who* and *Whom*; *Whoever* and *Whomever*

- a. These pronouns are both *interrogative* pronouns (used in asking questions) and *relative* pronouns (used to refer to a noun or pronoun in the main clause).

Who is going? (Interrogative.)

Mr. Sears is the one *who* is going. (Relative, referring to *one*.)

To *whom* shall I deliver the message? (Interrogative.)

Ms. DeAngelis, *whom* I have never met, is in charge of next month's program. (Relative, referring to *Ms. DeAngelis*.)

- b. These pronouns may be either singular or plural in meaning.

Who is talking? (Singular.)

Whom do you prefer for this job? (Singular.)

Who are going? (Plural.)

Whom do you prefer for these jobs? (Plural.)

- c. *Who* (or *whoever*) is the nominative form. Use *who* whenever *he*, *she*, *they*, *I*, or *we* could be substituted in the *who* clause. (If in doubt, mentally rearrange the clause as is done in parentheses after each of the following examples.)

Who is arranging the teleconference? (*She* is arranging the teleconference.)

Who could it have been? (It could have been *he*. See ¶1054b.)

Who booked our sales conference in a honeymooners' hideaway? (*He* booked the sales conference.)

Who shall I say is calling? (I shall say *he* is calling.)

(**NOT:** *Whom* shall I say is calling?)

Who do you think you are? (You do think that you are *he*.)

(**NOT:** *Whom* do you think you are?)

Who did they say was chosen? (They did say *she* was chosen.)

The matter of *who* should pay was not decided. (*He* should pay.)

Everybody wants to know *who* you think should be appointed. (You think *she* should be appointed.)

Whoever wins the primary will win the election. (*She* wins the primary.)

We will select *whoever* meets our qualifications. (*He* meets our qualifications.)

I will speak to *whoever* answers the phone. (*He* answers the phone.)

Please write at once to *whoever* you think can supply the information desired. (You think *she* can supply the information desired.)

Gloria is the one *who* can best do the job. (*She* can best do the job.)

James is the one *who* we expect will win. (*We* expect *he* will win.)

Please vote for the member *who* you believe has done the most for the club. (You believe *he* has done the most for the club.)

You are free to vote for whoever appeals to you. (She appeals to you.)

BUT: You are free to vote for whomever you wish. (You wish to vote for him.)

We have referred your claim to our attorney, who we are sure will reply soon. (We are sure she will reply soon.)

We have sent this order blank to all who we have reason to believe are interested in our book. (We have reason to believe they are interested . . .)

- d. *Whom* (or *whomever*) is the objective form. Use *whom* whenever *him*, *her*, *them*, *me*, or *us* could be substituted as the object of the verb or as the object of a preposition in the *whom* clause.

Whom did you see today? (You did see her today.)

To whom were you talking? (You were talking to him.)

Whom were you talking about? (You were talking about him.)

Whom did you say you wanted to see? (You did say you wanted to see her.)

It depends on whom they mean. (They mean him.)

The question of whom we should charge is at issue. (We should charge her.)

Whomever you designate will get the promotion. (You designate him.)

I will hire whomever I can find. (I can find her.)

I will speak to whomever you suggest. (You suggest her.)

I will give the job to whomever you think you can safely recommend. (You think you can safely recommend him.)

BUT: I will give the job to whoever you think can be safely recommended. (You think he can be safely recommended.)

I need a cashier whom I can trust. (I can trust her.)

The man to whom I was referring is Ed Meissen. (I was referring to him.)

The person whom I was thinking of doesn't have all those qualifications. (I was thinking of her.)

The person whom we invited to address the committee cannot attend. (We invited him to address the committee.)

Steve Koval is the person whom we all thought the committee would nominate. (We all thought the committee would nominate him.)

Elaine Gerrity, whom I considered to be their most promising representative, resigned. (I considered her to be their most promising representative.)

NOTE: The humorist Calvin Trillin has said, "As far as I'm concerned, *whom* is a word that was invented to make everyone sound like a butler." In colloquial speech, most people are likely to say, "Who ya gonna vote for?" rather than "Whom are you going to vote for?" But in a business or academic document, be sure to use *whom* when the objective form is called for. If *whom* strikes you as too stilted or sounds unnatural, reword the sentence; for example, "Who is your choice in the next election?"

1062 Who, Which, and That

- a. *Who* and *that* are used when referring to persons. Select *who* when the individual person or the individuality of a group is meant and *that* when a class or type is meant.

She is the only *one* of my managers who can speak Japanese fluently.

He is the *kind* of student that should take advanced math.

- b. *Which* and *that* are used when referring to places, objects, and animals. *Which* is always used to introduce nonessential clauses, and *that* is ordinarily used to introduce essential clauses.

¶ 1062

Laura's report on employee benefits, *which* I sent you last week, should be of some help. (*Which* introduces a nonessential clause; the report has already been identified.)

The report *that* I sent you last week should be of some help. (*That* introduces an essential clause; it is needed to identify which report the writer is referring to.)

NOTE: *Who* is now often used when an animal is identified by gender or a pet is identified by name.

It was a chocolate Lab named Luke *who* located your missing child.

- c. Many writers now use either *which* or *that* to introduce an essential clause. Indeed, *which* is to be preferred to *that* (1) when there are two or more parallel essential clauses in the same sentence, (2) when *that* has already been used in the sentence, or (3) when the essential clause is introduced by an expression such as *this . . . which*, *that . . . which*, *these . . . which*, or *those . . . which*.

Vivian is taking courses *which* will earn her a higher salary rating in her current job and *which* will qualify her for a number of higher-level jobs.

That is a movie *which* you must not miss.

We need to reinforce *those* ideas *which* were presented in earlier chapters.

Keep in mind that *that* can also introduce a nonessential clause when it serves as a subordinating conjunction rather than as a relative pronoun.

Damato's latest suggestion, *that we submit the issue to arbitration*, may be the only sensible alternative. (In this case, *that* is a subordinating conjunction that introduces a nonessential clause. Since *latest* tells which of Damato's suggestions is meant, the *that* clause provides additional but nonessential information.)

- For a usage note on *that* as a subordinating conjunction, see page 342; for a usage note on *which*, see pages 344–345.

- d. The verb in a relative clause introduced by *who*, *which*, or *that* should agree in number with the subject of the relative clause. In many cases the subject is clearly expressed.

The laser printer *that you have ordered* will be delivered in two weeks. (The subject of the relative clause is *you*, which requires a plural verb, *have ordered*.)

However, when the relative pronoun *who*, *which*, or *that* is itself the subject of the relative clause, the verb in the relative clause must agree with the antecedent of the relative pronoun.

The laser *printer that was ordered* on May 4 will be delivered in two weeks. (The relative pronoun *that* is the subject of the relative clause and refers to a singular antecedent, *printer*. Therefore, the verb in the relative clause—*was ordered*—must be singular.)

BUT: The laser *printers that were ordered* . . .

I am determined to succeed, not only for myself but for *you, who have always encouraged* me. (The relative pronoun *who* is the subject of the relative clause and refers to the antecedent *you*, which requires a plural verb—in this case *have encouraged*.)

Sometimes it is difficult to determine the antecedent of the relative pronoun. In such cases mentally rearrange the wording, as is done in the following example.

Hyphenate the *elements* of a *compound adjective* that occur?/occurs? before a noun. (To determine whether the antecedent of *that* is the plural term *elements* or the singular term *compound adjective*, recast the sentence: "When a *compound adjective* occurs before a noun, hyphenate the elements." This makes it clear that in the original sentence *compound adjective* is the antecedent of *that*; thus the verb in the relative clause must be singular: *occurs*.)

Hyphenate the elements of a *compound adjective* that *occurs* before a noun.

¶ 1064

- e. *Which, that, and who* may be used to refer to organizations. When you are referring to the organization as a single entity (in other words, as *it*), then use *which* or *that* as indicated in ¶1062b. However, when you are thinking of the organization in terms of the individuals who make up the organization (in other words, when you think of the organization as *they*), you may use *who* or *that* as indicated in ¶1062a. (See also ¶1020.)

Whenever we run short of computer supplies, the Brown & Weiner Company is the one *that* gives us the best service and the best prices.

We really like doing business with the people at the Brown & Weiner Company. They are a customer-oriented group *who* give us the best service and the best prices. (*That* may also be used in this sentence in place of *who*.)

- f. Make sure that a relative clause is placed close to its antecedent to avoid unintended (and sometimes humorous) interpretations. (See also ¶1086.)

NOT: Wanted: Nanny to take care of two-year-old who does not drink or smoke.

BUT: Wanted: Nanny who does not drink or smoke, to take care of two-year-old.

1063 Whose and Who's

Do not confuse *whose* (the possessive form of *who*) with *who's* (a contraction meaning "who is" or "who has").

Whose house is it? (It is *his*.) *Who's* the owner of that house? (*She* is.)

Who's had the most experience in that position? (*She* has had the most experience . . .)

Who's the most experienced person in that position? (*She* is the most experienced person . . .)

Whose experience is best suited to that position? (*Her* experience is.)

Pronouns With To Be

- 1064 a.** If a pronoun is the subject of *to be*, use the *objective* form.

I want *her* to be successful. I expected *them* to be late.

Whom do you consider to be the more expert driver? (You do consider *whom* to be the more expert driver?)

- b.** If *to be* has a subject and is followed by a pronoun, put that pronoun in the *objective* case.

They mistook the *visitors* to be *us*. (*Visitors*, the subject of *to be*, is in the objective; therefore, the predicate pronoun following *to be* has to be in the objective—*us*.)

They took *her* to be *me*.

Whom did you take *him* to be? (You did take *him* to be *whom*?)

- c.** If *to be* has *no* subject and is followed by a pronoun, put that pronoun in the *nominative* case.

The *caller* was thought to be *I*. (*I* agrees with the subject, *caller*.)

The *Macauleys* were thought to be *we*.

Who was *he* thought to be? (*He* was thought to be *who*?)

NOTE: The examples directly above are all grammatically correct, but they also sound quite awkward. Whenever possible, use more idiomatic wording. For example, the three sentences above could be recast as follows:

They thought I was the one who called.

The Macauleys were mistaken for us.

Who did they think he was?

¶ 1065

Troublesome Pronouns

➤ See the individual entries in Section 11 for the following pronouns:

All of (see ¶1101)	Each other—one another (see ¶1101)	None—no one (see ¶¶1013b, 1101)
Anyone—any one (see ¶¶1010, note, and 1101)	Everyone—every one (see ¶¶1010, note, and 1101)	Someone—some one (see ¶1010, note)
Between you and me (see ¶¶1055b, and 1101)	Its—its' (see ¶1101)	That—which—who (see ¶¶1062, 1101)
Both—each (see ¶1101)	It's me (see ¶1101)	These sort—these kind (see ¶1101)
Both alike (see ¶1101)	Most (see ¶1101)	Whatever—what ever (see ¶1101)
Each—either—both (see ¶1101)	Nobody—no body (see ¶1101)	Who—whom (see ¶¶1061, 1101)
		Whoever—who ever (see ¶¶1061, 1101)

Adjectives and Adverbs

➤ For definitions of the terms adjective and adverb, see the appropriate entries in the Glossary of Grammatical Terms (Appendix D).

1065 Only an adverb can modify an adjective.

Packard's will give you a *really* good buy on PDAs.

(**NOT:** Packard's will give you a *real* good buy on PDAs.)

1066 When a word in the predicate refers to the *action of the verb*, use an *adverb* (not an adjective).

We guarantee to *ship* the portfolios *promptly*.

They *were injured badly* in the accident.

TEST: If *in a . . . manner* can be substituted for the *ly*-ending word, choose the adverb.

Read the directions *carefully* (in a careful manner).

1067 When a word in the predicate describes the *subject* of the sentence, use an *adjective* (not an adverb). Verbs of the *senses* (*feel, look, sound, taste, smell*) and *linking* verbs (the various forms of *be, seem, appear, become*) are followed in most cases by adjectives. A few other verbs (such as *grow, prove, get, keep, remain, and turn*) are sometimes followed by adjectives.

I feel *bad* (**NOT:** badly). (See page 317.)

She looked *happy*.

Your voice sounded *strong*.

He seemed [**OR:** appeared] *shy*.

They became *famous*.

He has grown *tall*.

The work proved *hard*.

I got *lucky*.

Let's all keep [**OR:** remain] *calm*.

The weather has turned *cold*.

TEST: If *is, are, was, were*, or some other form of *be* can be substituted for the verb, choose the adjective.

He *looks happy*.

He *is happy*.

NOTE: In the following group of examples, verbs of the senses and linking verbs are used as verbs of action (see ¶1066). Since the modifier refers to the action of the verb (and does not describe the subject), the modifier must be an adverb.

She *looked suspiciously* at the visitor in the reception room.

He *felt carefully* along the ledge for the key.

Our market share *has grown quickly*.

He *appeared quietly* in the doorway.

1068 Several of the most frequently used adverbs have two forms.

close, closely fair, fairly loud, loudly short, shortly

deep, deeply hard, hardly quick, quickly slow, slowly

direct, directly late, lately right, rightly wide, widely

a. In a number of cases the two forms have different meanings.

Ship the goods *direct*. (Meaning "straight," "without detour.")

They were *directly* responsible. (Meaning "without any intervention.")

They arrived *late*.

The truck stopped *short*.

I haven't seen her *lately*.

You will hear from us *shortly*.

You've been working too *hard*.

Turn *right* at the first traffic light.

I could *hardly* hear him.

I don't *rightly* remember.

b. In some cases the choice is largely a matter of idiom. Some verbs take the *ly* form; others take the short form.

dig deep	go slow	open wide	come close	play fair
wound deeply	proceed slowly	travel widely	watch closely	treat fairly

c. In still other cases the choice is simply one of formality. The *ly* forms are more formal.

sell cheap **OR:** sell cheaply talk loud **OR:** talk loudly

1069 **a.** Although the *ly* ending usually signifies an adverb, a few adjectives also end in *ly*—for example, *costly*, *orderly*, *timely*, *motherly*, *fatherly*, *friendly*, *neighborly*, *worldly*, *earthly*, *lively*, *lovely*, *lonely*.

Let's look for a less *costly* solution.

Her offer to help you was intended as a *friendly* gesture.

b. A few common *ly*-ending words are used both as adjectives and as adverbs—for example, *early*, *only*, *daily*, *weekly*, *monthly*, *quarterly*, *yearly*.

I always try to leave for work at an *early* hour. (Adjective.)

The surge in sales began *early* last month. (Adverb.)

We issue our sales reports on a *quarterly* basis. (Adjective.)

We issue our sales reports *quarterly*. (Adverb.)

We are all waiting for the *first-quarter* sales report. (Compound adjective.)

(**NOT:** We are all waiting for the *first-quarterly* sales report.)

c. The words *fast*, *long*, and *hard* are also used both as adjectives and as adverbs.

ADJECTIVES: a *fast* talker

a *long*, *hard* winter

ADVERBS: talks *fast*

thought *long* and *hard*

1070 Words such as *up*, *in*, *out*, *on*, and *off*—commonly recognized as prepositions—also function as adverbs, especially in verb phrases where these words are needed to complete the meaning of the verb. (See also ¶1802.)

¶ 1071

	Used as Adverbs	Used as Prepositions
up:	to <u>look up</u> the definition	to jog <u>up</u> the hill
down:	to <u>take down</u> your name	to walk <u>down</u> the street
in:	to <u>trade in</u> your old car	to see <u>in</u> the dark
out:	to <u>phase out</u> operations	to look <u>out</u> the window
on:	to <u>put on</u> a performance	to act <u>on</u> the stage
off:	to <u>write off</u> our losses	to drive <u>off</u> the road

NOTE: When used in headings and titles as *adverbs*, these short words are capitalized (see ¶361c). When used as *prepositions*, these short words are not capitalized except under special circumstances (see ¶361d).

Problems of Comparison

- 1071** a. Form the comparative degree of *one-syllable* adjectives and adverbs by adding *er* to the positive form. Form the superlative degree by adding *est*. (See *e* below for a few exceptions.)

thin: thinner, thinnest

soon: sooner, soonest

- b. Form the comparative degree of *two-syllable* adjectives and adverbs either by adding *er* to the positive form or by inserting either *more* or *less* before the positive form. Form the superlative degree by adding *est* in some cases or by inserting *most* or *least* before the positive form. In some cases the addition of *er* or *est* will create very awkward forms. Your ear will tell you when to avoid such forms.

happy: happier, more (OR: less) happy

more hopeful (NOT: hopefuller)

likely: likeliest, most (OR: least) likely

more hostile (NOT: hostiler)

often: oftener, more (OR: less) often

most complex (NOT: complexest)

highly: highest, most (OR: least) highly

most troubled (NOT: troubledest)

- See ¶825b; see also page 335 for a usage note on *more*.

NOTE: If the positive form ends in a consonant plus *y* (for example, *happy*, *likely*), change the *y* to *i* before adding *er* or *est*. Some *ly*-ending words drop the *ly* in the comparative and superlative (for example, *highly*, *higher*, *highest*; *deeply*, *deeper*, *deepest*). (See also ¶710.)

- c. When adjectives and adverbs contain *three or more syllables*, form the comparative degree by inserting *more* or *less* before the positive form. Form the superlative degree by inserting *most* or *least* before the positive form.

competent: more competent

adventurous: less adventurous

acceptable: most acceptable

carefully: least carefully

- d. Avoid double comparisons.

cheaper (NOT: more cheaper)

unkindest (NOT: most unkindest)

- e. A few adjectives and adverbs have irregular comparisons. For example:

Positive

good OR: well (see page 327)

bad OR: ill

far

late

little

many, much

Comparative

better

worse

farther, further (see ¶719)

later, latter (see ¶719)

littler, less, lesser

more

Superlative

best

worst

farthest, furthest

latest, last

littlest, least

most

- f. Some adjectives and adverbs—for example, *square*, *round*, *unique*, *completely*, *universally*, *correct*, *perfect*, *always*, *never*, *dead*—do not logically permit comparison. A square cannot be any *squarer*; a circle cannot be the *roundest* of all circles. Nevertheless, a number of these words may be modified by *more*, *less*, *nearly*, *hardly*, *virtually*, and similar adverbs to suggest something less than absolute perfection in each case.

Next year we hope to do a *more complete* study.

He is looking for a *more universally* acceptable solution.

Handicraft of this caliber is *virtually unique* these days.

We *almost never* increase our prices more than once a year.

- g. When referring to *two* persons, places, or things, use the comparative form; when referring to *more than two*, use the superlative form.

That is the *finer* piece of linen. (Only two pieces are involved.)

This is the *finest* piece of linen I could find. (Many pieces are involved.)

Of the two positions open, you have chosen the *more* promising.

Of the three positions open, you have chosen the *most* promising.

That is the *more* efficient of the two methods.

This is the *most* efficient method that could be devised.

I like Evelyn's plan *better* than Joe's or Betty's. (Although three things are involved, they are being compared two at a time; hence the comparative.)

NOTE: In a few idiomatic expressions (such as *Put your best foot forward* and *May the best man win*), the superlative form is used, even though only two things are referred to.

- h. When comparing a person or a thing *within* the group to which it belongs, use the superlative. When comparing a person or a thing with individual members of the group, use the comparative and the words *other* or *else*.

Susan is the *most* conscientious employee on the staff.

Susan is *more* conscientious than any *other* employee on the staff. (Without the word *other*, the sentence would imply that Susan is not on the staff.)

Los Angeles is the *largest* city in California.

Los Angeles is *larger* than any *other* city in California. (Without *other*, the sentence would imply that Los Angeles is not in California.)

Bert's proposal was the *best* of all that were presented to the committee.

Bert's proposal was *better* than anyone *else's*. (**NOT:** anyone's.)

- i. Be sure to compare like things. (See also ¶644, note.)

This year's output is *lower* than last year's. (In other words, "This year's *output* is lower than last year's *output*.")

NOT: This year's output is lower than last year. (Incorrectly compares *this year's output* with *last year*.)

- j. *More* may be used not only to form the comparative degree of an adjective but also as a simple adjective meaning "many, a greater number of." As a result, the use of *more* can create confusion. For example:

CONFUSING: We need to attract *more talented* applicants for this opening.

CLEAR: We need to attract applicants who are more talented.

CLEAR: We need to attract a greater number of talented applicants.

➤ For a usage note on *more*, see page 335.

¶ 1072

1072 Adverbs such as *only*, *nearly*, *almost*, *ever*, *scarcely*, *merely*, *too*, and *also* should be placed as close as possible to the word modified—usually directly before it. Putting the adverb in the wrong position may change the entire meaning of the sentence. (See also ¶1087.)

Our list of depositors numbers *almost* 50,000. (**NOT**: almost numbers 50,000.)

Only the board can nominate the three new officers. (Cannot be nominated by anyone else.)

The board can *only* nominate the three officers. (They cannot elect.)

The board can nominate *only* the three officers. (They cannot nominate anyone else.)

Elvira and Frank Mancuso have been married for *not quite* two years.

(**NOT**: Elvira and Frank Mancuso have *not quite* been married for two years.)

1073 Do not use an adverb to express a meaning already contained in the verb.

assemble (**NOT**: assemble together)

begin (**NOT**: first begin)

cancel (**NOT**: cancel out)

combine (**NOT**: combine together)

confer (**NOT**: confer together)

continue (**NOT**: continue on)

convert (**NOT**: convert over)

cooperate (**NOT**: cooperate together)

finish (**NOT**: finish up or off)

follow (**NOT**: follow after)

recopy (**NOT**: recopy again)

recur (**NOT**: recur again)

refer (**NOT**: refer back)

repeat (**NOT**: repeat again)

return (**NOT**: return back)

revert (**NOT**: revert back)

Troublesome Adjectives and Adverbs

➤ See the individual entries in Section 11 for the following adjectives and adverbs:

A-an	Economic-economical	Literally
Above	Entitled-titled	Livid
Accidentally	Equally-as	Masterly-masterful
Adverse-averse	Everyday-every day	Maybe-may be
Afterward-afterwards	Ex-former	More
All right	Farther-further	More important- more importantly
Almost-all most	Fewer-less	More than-over
Already-all ready	First-firstly, etc.	Only
Altogether-all together	Fiscal-financial	Preventive-preventative
Always-all ways	Flammable-inflammable	Proved-proven
Another	Former-first	Real-really
Anxious-eager	Fortuitous-fortunate	Reluctant-reticent
Anymore-any more	Fulsome	Said
Anytime-any time	Good-well	Same
Anyway-any way	Hardly	Scarcely
Awhile-a while	Healthy-healthful	Someday-some day
Backward-backwards	Historic-historical	Sometime- sometimes-some time
Bad-badly	Hopefully	Sure-surely
Biannual-biennial- semiannual	Incidentally	Unique
Biweekly-bimonthly	Incredible-incredulous	Up
Classic-classical	Indifferent-in different	Verbal
Complementary- complimentary	Indirect-in direct	Very
Different-differently	Intents-intense	Wise
Disinterested-uninterested	Last-latest	
	Latter-last	

Negatives

- 1074** a. To express a negative idea in a simple sentence, use only one negative expression in the sentence. (A *double negative*—two negative expressions in the same sentence—gives a *positive* meaning.)

We can sit by and do *nothing*.

We *cannot* sit by and do *nothing*. (The *not* and *nothing* create a double negative; the sentence now has a positive meaning: "We ought to do something.")

Jim is *unaware* of the facts. (Here the negative element is the prefix *un*.)

Jim is *not unaware* of the facts. (With the double negative, the sentence means "Jim is aware of the facts.")

NOTE: A double negative is not wrong in itself. As the examples above indicate, a double negative may offer a more effective way of expressing a *positive thought* than a straightforward positive construction would. However, a double negative *is* wrong if the sentence is intended to have a negative meaning. Remember, two negatives make a positive.

- b. Some words—for example, *hardly*, *only*, and *scarcely*—already have a negative meaning. To preserve this negative meaning, do not use another negative with these words.

Nick *could hardly* expect you to lend him that much money.

(**NOT:** Nick *couldn't hardly* expect you to lend him that much money.)

I *miss hearing* from you on a regular basis.

(**NOT:** I *miss not hearing* from you on a regular basis.)

- c. There is a significant difference between "could not care less" and "could care less." Saying "I could not care less" means that you no longer care at all. Saying "I could care less" means that you still have a long way to go before you reach the state of "no longer caring at all." Unfortunately, many people say "I could care less" when what they really mean is "I could not care less."

➤ *For usage notes on hardly, only, scarcely, and could not care less, see the appropriate entries in Section 11.*

- 1075** A negative expression gives a negative meaning to the *clause* in which it appears. In a simple sentence, where there is only one clause, the negative expression affects the entire sentence (see ¶1074). In a sentence where there are two or more clauses, a negative expression affects only the clause in which it appears. Therefore, each clause may safely contain one negative expression. A double negative results when there are two negative expressions within the *same* clause.

If Mr. Bogosian *cannot* lower his price, there is *no* point in continuing the negotiations. (The *if* clause contains the negative *not*; the main clause contains the negative *no*. Each clause has its own negative meaning.)

I have *not* met Halliday, and I have *no* desire to meet him.

OR: I have *not* met Halliday, *nor* do I have *any* desire to meet him. (When the negative conjunction *nor* replaces *and*, the adjective *no* changes to *any* so as to avoid a double negative in the second clause.)

We have *never* permitted, *nor* will we permit, any lowering of our standards. (Here the second clause interrupts the first clause. If written out in full, the sentence would read, "We have *never* permitted any lowering of our standards, *nor* will we permit any lowering of our standards.")

Continued on page 300

¶ 1076

NOTE: A second negative expression may be used in a clause to repeat or intensify the first negative expression. This construction is not a double negative.

No, I did *not* say that. He would *never, never* do a thing like that. That's a *no-no*.

1076 To preserve the *negative* meaning of a clause, follow these basic principles:

- a. If the clause has a *negative verb* (a verb modified by *not* or *never*), do not use an additional negative expression, such as *nor, neither . . . nor, no, none, no one, or nothing*. Instead, use the corresponding positive expression, such as *or, either . . . or, any, anyone, or anything*.

I have *not* invited *anyone*. (**WRONG:** I have *not* invited *no one*.)

She does *not* want *any*. (**WRONG:** She does *not* want *none*.)

Mary did *not* have *anything* to do. (**WRONG:** Mary did *not* have *nothing* to do.)

I cannot find *either* the letter *or* the envelope. (**WRONG:** I cannot find *neither* the letter *nor* the envelope.)

He did *not* say whether he would mail the money to us *or* whether he would bring it himself. (**WRONG:** He did *not* say whether he would mail the money to us *nor* whether he would bring it himself.)

- b. If a clause contains any one of the following expressions—*no, no one, none, nothing, or neither . . . nor* (this counts as one expression)—make sure that the verb and all other words are *positive*.

I see *nothing* wrong with *either* proposal. (**NOT:** *neither* proposal.)

Neither Martha Gutowski *nor* Yvonne Christopher *can* attend the meeting. (**NOT:** *cannot*.)

- c. The word *nor* may be used alone as a conjunction (see the third and fourth examples in ¶1075) or together with *neither*. Do not use *nor* in the same clause with any other negative; use *or* instead.

There are *neither* diskettes *nor* toner cartridges in the stockroom.

BUT: There are *no* diskettes *or* toner cartridges in the stockroom.

(**NOT:** There are *no* diskettes *nor* toner cartridges in the stockroom.)

There are *no* clear-cut rights *or* wrongs in this situation.

(**NOT:** There are *no* clear-cut rights *nor* wrongs in this situation.)

Francine has *not* called *or* written us for some time.

(**NOT:** Francine has *not* called *nor* written us for some time.)

Never try to argue *or* debate with Larry.

(**NOT:** *Never* try to argue *nor* debate with Larry.)

Prepositions

Words Requiring Certain Prepositions

1077 Usage requires that certain words be followed by certain prepositions. Here are some of the most frequently used combinations:

account for something or someone: I find it hard to *account for* his behavior.

account to someone: You will have to *account to* Anne for the loss of the key.

agree on or upon (reach an understanding): We cannot *agree on* the price.

agree to (accept another person's plan): Will you *agree to* their terms?

agree with (concur with a person or an idea): I *agree with* your objectives.

angry at or about something: He was *angry about* the total disorder in the office.

angry with someone: You have every right to be *angry with* me.

apply for a position: You ought to *apply for* Harry's job, now that he has left.

apply to someone or something: You must *apply* yourself to the job in order to master it. I am thinking of *applying to* the Field Engineering Company.

argue about something: We *argued about* the terms of the contract.

argue with a person: It doesn't pay to *argue with* Bremer.

center on (NOT: around): The entire discussion *centered on* increasing our market share.

compare to (assert a likeness): She *compared* my writing to E. B. White's. (She said I wrote like E. B. White.)

compare with (analyze for similarities and differences): When she *compared* my writing with E. B. White's, she said that I had a similar kind of humor but that my sentences lacked the clean and easy flow of White's material.

conform to (preferred to *with*): These copies do not *conform to* the originals.

consists in (exists in): Happiness largely *consists in* wanting what you have, not having what you want.

consists of (is made up of): Their new formula for a wage settlement *consists of* the same old terms expressed in different language.

convenient for (suitable): What time will be most *convenient for* you?

convenient to (near at hand): Our plant is *convenient to* all transportation facilities in the area.

correspond to (agree with): The shipment does not *correspond to* the sample.

correspond with (exchange letters with): It may be better to see him in person than to *correspond with* him.

differ about (something): We *differed about* means but not about objectives.

differ from (something else): This job *differs* very little *from* the one that I had.

differ with (someone): I *differ with* you over the consequences of our plan.

different from: This product is *different from* the one I normally use.

different than: I view the matter in a *different way than* you do. (Although *from* is normally preferred, *than* is acceptable in order to avoid sentences like "I view the matter in a different way from the way in which you do.")

identical with or to: This \$180 suit is *identical with* [or *to*] one sold for \$235 at other stores.

independent of (NOT: from): He wants to be *independent of* his family's money.

interested in: We are *interested in* discussing the matter further with you at the conference.

retroactive to (NOT: from): This salary adjustment is *retroactive to* May 1.

speak to (tell something to): You must *speak to* them about their absences.

speak with (discuss with): It was good to *speak with* you yesterday.

Superfluous Prepositions

1078 Omit prepositions that add nothing to the meaning—as in the following examples.

Where is she [at]?

Where did that check go [to]?

She could not help [from] laughing.

His office is opposite [to] hers.

Your chair is too near [to] your terminal.

The carton apparently fell off [of] the truck.

Let's focus [in] on ways to boost sales.

The strike is now over [with].

Why don't we meet at about one o'clock? (Omit either *at* or *about*.)

➤ For a usage note on all of, see page 314; for a usage note on at—about, see page 316.

¶1079

Necessary Prepositions

1079 Conversely, do not omit essential prepositions.

A couple *of* CDs are missing. (**NOT:** A couple CDs are missing.)

BUT: We'll need to reserve a *couple dozen* rooms for our conference.

Of what use is this gadget? (**NOT:** What use is this gadget?)

We don't stock that type *of* filter. (**NOT:** We don't stock that type filter.)

Jo will graduate *from* Yale next spring. (**NOT:** Jo will graduate Yale next spring.)

Flight 338 is expected to arrive *at* O'Hare at 6:42 p.m.

(**NOT:** Flight 338 is expected to arrive O'Hare at 6:42 p.m.)

What time does the Down Easter depart *from* North Station?

(**NOT:** What time does the Down Easter depart North Station?)

You appear to have a great interest *in*, as well as a deep respect *for*, fine antiques.

(**NOT:** You appear to have a great interest, as well as a deep respect *for*, fine antiques.)

She frequently appears in movies, *in* plays, and *on* television.

(**NOT:** She frequently appears in movies, plays, and on television.)

NOTE: The preposition *of* is understood in *what color cloth* and *what size shoes*.

Prepositions at the End of Sentences

1080 a. Ending a sentence with a preposition is not incorrect. Whether you do so or not should depend on the emphasis and effect you want to achieve.

INFORMAL: I wish I knew which magazine her article appeared *in*.

FORMAL: I wish I knew *in which* magazine her article appeared.

b. Trying not to end a sentence with a preposition may lead to very awkward results.

STILTED: It is difficult to know *about* what you are thinking.

NATURAL: It is difficult to know what you are thinking *about*.

c. Short questions and statements frequently end with prepositions.

How many can I count *on*?

What is this good *for*?

What is this made *of*?

We need tools to work *with*.

Where did he come *from*?

That's something we must look *into*.

You have nothing to worry *about*.

That's the car I want to look *at*.

d. Some sentences end with what seem like prepositions but are really adverbs.

I'm sure another job will turn *up*.

When does your plane take *off*?

e. Sometimes the object of a preposition at the end of a sentence is not expressed.

Although most of our car trips to the West Coast are uneventful, the last one was anything but. (Anything but uneventful.)

NOTE: Many people are familiar with Sir Winston Churchill's complaint to an editor who tried to discourage him from ending his sentences with prepositions:

This is the sort of English up with which I will not put.

At the other extreme is a sentence that probably takes the prize for piling the greatest number of prepositions at the end. It is the complaint of a small child who does not want to listen to a particular bedtime story about Australia:

What did you bring that book that I don't want to be read *to from out of about Down Under up for*?

Both these examples reinforce the main point:

Use good sense in deciding whether or not to end a sentence with a preposition.

BETTER THAN: Use good sense in deciding whether or not to use a preposition to end a sentence with.

Troublesome Prepositions

➤ See the individual entries in Section 11 for the following prepositions:

At about	In behalf of—on behalf of	Off
Beside—besides	In regards to	On—onto—on to
Between—among	Indifferent—in different	On—upon—up on
Due to—because of—on account of	Indirect—in direct	Opposite
Except	Like—as, as if	Per—a
From—off	Of—have	Toward—towards
In—into—in to		

➤ For the treatment of words that can function as both prepositions and adverbs, see ¶1070; for the capitalization of such words, see ¶361c–d.

Sentence Structure

Parallel Structure

1081 Express parallel ideas in parallel form.

a. Adjectives should be paralleled by adjectives, nouns by nouns, dependent clauses by dependent clauses, and so on.

WRONG: Your new training program was *stimulating* and a *challenge*. (Adjective and noun.)

RIGHT: Your new training program was *stimulating* and *challenging*. (Two adjectives.)

WRONG: The sales representatives have already started *using the new techniques* and *to produce higher sales*. (Participial phrase and infinitive phrase.)

RIGHT: The sales representatives have already started *using the new techniques* and *producing higher sales*. (Two participial phrases.)

RIGHT: The sales representatives have already started *to use the new techniques* and *produce higher sales*. (Two infinitive phrases.)

WRONG: This scanner is *easy* to operate, *efficient*, and *it is relatively inexpensive*. (Two adjectives and a clause.)

RIGHT: This scanner is *easy* to operate, *efficient*, and *relatively inexpensive*. (Three adjectives.)

NOTE: Parallelism is especially important in displayed enumerations.

POOR: This article will discuss:

1. How to deal with corporate politics.
2. Coping with stressful situations.
3. What the role of the manager should be in the community.

BETTER: This article will discuss:

1. *Ways* to deal with corporate politics.
2. *Techniques* of coping with stressful situations.
3. The *role* of the manager in the community.

OR: This article will tell managers how to:

1. *Deal* with corporate politics.
2. *Cope* with stressful situations.
3. *Function* in the community.

¶1082

- b. Correlative conjunctions (*both . . . and, either . . . or, neither . . . nor, not only . . . but also, whether . . . or*, etc.) should be followed by elements in parallel form.

WRONG: We are flying both to *Chicago* and *San Francisco*.

RIGHT: We are flying to both *Chicago* and *San Francisco*.

RIGHT: We are flying both to *Chicago* and to *San Francisco*.

WRONG: He would neither *apologize* nor *would he promise to reform*.

RIGHT: He would neither *apologize* nor *promise to reform*.

RIGHT: *He would not apologize, nor would he promise to reform.*

WRONG: Dwayne is not only *gifted as a violinist* but also *as a music critic*.

RIGHT: Dwayne is gifted not only *as a violinist* but also *as a music critic*.

NOTE: When using the correlative conjunction *not only . . . but also*, you do not have to place *also* immediately after *but*; in fact, *also* may be omitted altogether.

Dwayne is not only *a sensitive musician* but *a music critic* who is sensitive to the gifts of others.

- > For parallelism in headings, see ¶1425; for parallelism in outlines, see ¶1723.

Dangling Constructions

1082

When a sentence begins with a participial phrase, an infinitive phrase, a gerund phrase, or an elliptical clause (one in which essential words are missing), make sure that the phrase or clause logically agrees with the subject of the sentence; otherwise, the construction will “dangle.” To correct a dangling construction, make the subject of the sentence the doer of the action expressed by the opening phrase or clause. If that is not feasible, use an entirely different construction.

a. Participial Phrases

WRONG: Stashed away in the attic for the past hundred years, the *owner* of the painting has decided to auction it off. (What was stashed in the attic: the owner or the painting?)

RIGHT: The owner of the painting that has been stashed away in the attic for the past hundred years has decided to auction it off.

WRONG: After coming out of a coma, the *police officer* asked the driver what caused the accident. (As worded, this version suggests that the police officer had been in a coma.)

RIGHT: After the driver came out of a coma, the police officer asked her what caused the accident.

WRONG: Having studied your cost estimates, a few *questions* occur to me about your original assumptions. (This version implies that the *questions* have studied the cost estimates.)

RIGHT: Having studied your cost estimates, I would like to ask you a few questions about your original assumptions. (In the correct version, the person who studied the cost estimates is now the subject of the sentence and is the one asking the questions.)

WRONG: Putting the issue of costs aside, production delays need to be discussed.

RIGHT: Putting the issue of costs aside, *we* need to discuss production delays.

NOTE: A few participles have now become established as prepositions; for example: *assuming, concerning, considering, depending, following, given, granted, judging, pending, providing, and regarding*. Therefore, when they introduce phrases at the start of a sentence, it is not essential that they refer to the subject of the sentence. (For a further discussion of these phrases at the start of a sentence, see ¶1082e.)

Considering how long the lawsuit has dragged on, it might have been wiser not to sue.



b. Infinitive Phrases

WRONG: To appreciate the full significance of Fox's latest letter, all the previous correspondence should be read.

RIGHT: To appreciate the full significance of Fox's latest letter, you should read all the previous correspondence.

WRONG: To obtain this free booklet, the enclosed coupon should be mailed at once.

RIGHT: To obtain this free booklet, mail the enclosed coupon at once.

c. Prepositional-Gerund Phrases

WRONG: By installing a computerized temperature control system, a substantial saving in fuel costs was achieved.

RIGHT: By installing a computerized temperature control system, we achieved a substantial saving in fuel costs.

WRONG: In analyzing these specifications, several errors have been found.

RIGHT: In analyzing these specifications, I have found several errors.

d. Elliptical Clauses

WRONG: If ordered before May 1, a 5 percent discount will be allowed on these goods.

RIGHT: If these goods are ordered before May 1, a 5 percent discount will be allowed.

WRONG: When four years old, my family moved to Omaha.

RIGHT: When I was four years old, my family moved to Omaha.

e. Absolute Phrases

Absolute phrases are not considered to “dangle,” even though they come at the beginning of a sentence and do not refer to the subject.

Strictly speaking, what you did was not illegal—but it wasn't right.

All things considered, Phyllis's plan may be the best way to proceed.

Weather permitting, the graduation ceremonies will be held in the quadrangle.

Speaking of weird performances, what did you think of George's presentation?

Judging by the response to our ads, our chances of meeting our sales goal this year are nil.

Avoid using absolute phrases when they produce awkward sentences.

AWKWARD: The speeches having been concluded, we proceeded to vote.

BETTER: After the speeches were concluded, we proceeded to vote.

1083 When verbal phrases and elliptical clauses fall elsewhere in the sentence, look out for illogical or confusing relationships. Adjust the wording as necessary.

WRONG: I saw two truck drivers get into a fistfight while jogging down the street.

RIGHT: While jogging down the street, I saw two truck drivers get into a fistfight.

1084 a. A phrase will dangle at the beginning of a sentence if it leads the reader to expect a certain word as the subject and then another word is used instead.

WRONG: As head of the program committee, we think you should make immediate arrangements for another speaker. (The head of the committee is *you*, not *we*.)

RIGHT: Since you are the head of the program committee, we think you should make immediate arrangements for another speaker.

WRONG: As a young boy, the woman I was destined to marry did not appeal to me in any way. (That woman never was a “young boy.”)

RIGHT: When I was a young boy, the woman I was destined to marry did not appeal to me in any way.

¶ 1085

WRONG: You voted for change. As your next governor, you will get change. (The voters are not going to be the next governor.)

RIGHT: You voted for change. As your next governor, I will see to it that you get change!

- b. A phrase will dangle if the doer of the action is not the subject of the sentence but is expressed as a possessive form modifying the subject.

WRONG: Despite having been declared mentally incompetent, Adam *Blondel's* lawyers tried to protect his claim to his inheritance. (This sentence suggests that the lawyers have been declared mentally incompetent.)

RIGHT: Even though Adam Blondel had been declared mentally incompetent, his lawyers tried to protect his claim to his inheritance.

WRONG: Having called in sick for the fifth straight day, *Paula's* colleagues began to worry about the state of her health. (This sentence suggests that Paula's colleagues are the ones who have been calling in sick.)

RIGHT: After Paula called in sick for the fifth straight day, her colleagues began to worry about the state of her health.

WRONG: A native of Cleveland, *his* first teaching job was at Stanford University. (This sentence suggests that his first teaching job was a native of Cleveland.)

RIGHT: A native of Cleveland, Glen began his career as a teacher at Stanford University.

- 1085** A phrase will dangle at the end of a sentence if it refers to the meaning of the main clause as a whole rather than to the doer of the action.

WRONG: Our sales have been steadily declining for the past six months, thus creating a sharp drop in our profits. (As worded, the sentence makes it appear that our sales, by themselves, have created the drop in profits. Actually, it is *the fact* that our sales have been declining which has created the drop in profits.)

RIGHT: The steady decline in our sales for the past six months has created a sharp drop in our profits.

RIGHT: Our sales have been steadily declining for the past six months. As a result, we have experienced a sharp drop in our profits.

Misplaced Modifiers

- 1086** Watch out for misplaced modifiers (either words or phrases) that provide the basis for unintended (and sometimes humorous) interpretations. (See also ¶1072.)

WRONG: I suspect that my assistant accidentally dropped the report I had been drafting in the wastebasket. (What an uncomfortable location in which to draft a report!)

RIGHT: The report I had been drafting has disappeared. I suspect that my assistant accidentally dropped it in the wastebasket.

WRONG: Here are some helpful suggestions for protecting your valuable possessions from our hotel security staff. (Can no one be trusted?)

RIGHT: Here are some helpful suggestions from our hotel security staff for protecting your valuable possessions.

WRONG: One of our assistant vice presidents has been referred to a personal finance counselor with serious credit problems. (Would you consult such a counselor?)

RIGHT: One of our assistant vice presidents has serious credit problems and has been referred to a personal finance counselor.

WRONG: For anyone who has children and does not know it, there is a free after-school program at the Marshfield Community Center.

RIGHT: Anyone with children will be glad to know that there is a free after-school program at the Marshfield Community Center.

WRONG: The hospital would not disclose the name of the man who drove his car off the pier at the request of his family.

RIGHT: At the request of the family, the hospital would not disclose the name of the man who drove his car off the pier.

WRONG: Lincoln wrote the Gettysburg Address while traveling to Gettysburg on the back of an envelope.

RIGHT: Lincoln wrote the Gettysburg Address on the back of an envelope while traveling to Gettysburg.

1087 Watch out for *squinting modifiers*—modifiers placed in such a way that they can be interpreted as modifying either what precedes or what follows.

SQUINTING: Traveling abroad frequently can become exhausting. (Does *frequently* modify *Traveling abroad* or *can become exhausting*?)

CLEAR: *Frequently* traveling abroad [OR: Making frequent trips abroad] can become exhausting.

CLEAR: Traveling abroad can *frequently* become exhausting.

NOTE: This problem can also occur with other parts of speech. Consider the following newspaper headlines.

"Software Helps Blind Computer Users" (*Detroit Free Press*, September 12, 2002)

"District Attorney Declines to Try Shooting Suspect" (*The Times-Picayune*, November 30, 2001)

"U.S., Allies Demand N. Korea Drop Nukes" (*Stars and Stripes*, October 28, 2002)

➤ For additional examples, see ¶1046, note; see also ¶¶1062f, 1072.

Run-On Sentences

1088 When two independent clauses appear in the same sentence with only a comma to separate them, the result is known as a *run-on sentence*. (See also ¶128.) You can correct this error in three ways: (a) use a stronger mark of punctuation in place of the comma (a semicolon, a colon, or a dash); (b) insert a coordinating conjunction (*and*, *but*, *or*, or *nor*) after the comma; (c) treat the two independent clauses as separate sentences.

WRONG: Steve and Leslie are now at a conference in Tokyo, they will both be back in the office next week. (A comma is not enough to link two independent clauses in the same sentence.)

RIGHT: Steve and Leslie are now at a conference in Tokyo; they will both be back in the office next week. (Insert a semicolon.)

RIGHT: Steve and Leslie are now at a conference in Tokyo, but they will both be back in the office next week. (Insert a coordinating conjunction.)

RIGHT: Steve and Leslie are now at a conference in Tokyo. They will both be back in the office next week. (Make two sentences.)

Section 11

Usage

- A-An
 A-Of
 A Lot-*Alot*-*Allot*
 Above
 Accidentally
 A.D.-B.C.
 Additionally
 Ado-*Adieu*
 Adverse-Averse
 Affect-Effect
 Afterward-Afterwards
 Age-Aged-At the Age of
 Aggravate
 Ain't
 All of
 All Right
 Allude-Refer
 Almost-All Most
 Already-All Ready
 Altogether-All Together
 Always-All Ways
 Amount-Number
 And
 And Etc.
 And/Or
 Another
 Anxious-Eager
 Anymore-Any More
 Anyone-Any One
 Anytime-Any Time
 Anyway-Any Way
 Appraise-Apprise
 Appreciate
 As
 As . . . as-Not so . . . as
 As Far as
 At-About
 Attorney-Lawyer
 Author
 Awhile-A While
 Backward-Backwards
 Bad-Badly
 Balance
 Beg the Question
 Being That
 Beside-Besides
 Between-Among
 Between You and Me
 Biannual-Biennial-Semiannual
 Biweekly-Bimonthly
 Both-Each
 Both Alike-Both Equal-Both Together
 Bring-Take
 But . . . However
 But What
 Cannot Help but
 Celebrity-Notoriety
 Classic-Classical
 Come-Go
 Come to-Come and
 Compare to-Compare With
 Complement-Compliment
 Complementary-Complimentary
 Comprise-Compose
 Consensus
 Consists of-Includes
 Convince-Persuade
 Could Not Care Less
 Data

Déjà Vu
 Dialogue
 Different-Differently
 Different From-Different Than
 Dilemma
 Disc-Disk
 Disinterested-Uninterested
 Done
 Don't (Do Not)
 Doubt That-Doubt Whether
 Due to-Because of-On Account of
 Each-Either-Both
 Each Other-One Another
 Economic-Economical
 Emeritus-Emerita
 Enormity
 Ensure-Insure-Assure
 Enthused Over
 Entitled-Titled
 Equally-As
 Etc.
 Ethnic References
 Everyday-Every Day
 Everyone-Every One
 Ex-Former
 Except
 Farther-Further
 Fewer-Less
 Firm-Company-Corporation
 First-Firstly, etc.
 Fiscal-Financial
 Flammable-Inflammable
 Former-First
 Fortuitous-Fortunate
 From-Off
 Fulsome
 Gender-Sex
 Good-Well
 Graduated-Was Graduated
 Grow
 Had Better
 Hardly
 Healthy-Healthful

Help
 Historic-Historical
 Hoi Polloi
 Home-Hone
 Hopefully
 However
 If-Whether
 Impact
 Imply-Infer
 In-Into-In to
 In Behalf of-On Behalf of
 In Regards to
 Incentivize-Incent
 Incidentally
 Incredible-Incredulous
 Indifferent-In Different
 Indirect-In Direct
 Individual-Party-Person-People
 Intents-Intense
 Irregardless
 Is Where-Is When
 Its-It's
 It's Me
 Journal
 Kind
 Kind of-Sort of
 Kind of a
 Kudos
 Last-Latest
 Latter-Last
 Lay-Lie
 Learn-Teach
 Leave-Let
 Lend-Loan
 Like-As-As if
 Like-Such as
 Literally
 Livid
 Look Forward to
 Maiden Name
 Majority-Plurality
 Masterly-Masterful
 May-Can (Might-Could)

Maybe–May Be	Should–Would
Media	Since
More	So–So That
More Important–More Importantly	Someday–Some Day
More Than–Over	Someone–Some One
Most	Sometime–Sometimes–Some Time
Nobody–No Body	Supposed to
None–No One	Sure–Surely
Of–Have	Sure and
Off	Tack–Tact
On–Onto–On to	Than–Then
On–Upon–Up on	That
Only	That–Which–Who
Opposite	Therefore
Parameter	These Sort–These Kind
Per–A	Toward–Towards
Percent–Percentage	Try and
Period Ended–Period Ending	Type–Key
Plus	Unique
Preventive–Preventative	Up
Principle–Principal	Used to
Proved–Proven	Verbal
Rack–Wrack	Very
Raise–Rise	Vicious Circle
Real–Really	Ways
Reason Is Because	Whatever–What Ever
Reluctant–Reticent	Where–That
Retroactive to	Which
Said	While
Same	Who–Which–That
Scarcely	Who–Whom
Scots–Scottish–Scotch	Whoever–Who Ever
Serve–Service	Wise
Set–Sit	Would Have
Shall–Will	

➤ *For a list of words that are frequently misused because they sound alike or look alike, see ¶719; for definitions of grammatical terms, see the appropriate entries in the Glossary of Grammatical Terms (Appendix D).*

1101 The following entries will help you avoid a number of common mistakes in usage.

A-an. In choosing *a* or *an*, consider the sound (not the spelling) of the word that follows. Use the article *a* before all *consonant* sounds, including sounded *h* (as in *hat*), long *u* (as in *use*), and *o* with the sound of *w* (as in *one*).

a day	a unit	a one-week delay
a week	a union	a 60-day note
a year	a uniform	a CPA
a home	a youthful spirit	a B.A. degree
a house	a euphonic feeling	a PSAT score
a hotel	a European trip	a UN resolution

Use *an* before all *vowel* sounds except when words start with long *u* or silent *h*.

an asset	an heir	an AT&T product
an essay	an hour	an EPA ruling
an eyesore	an honor	an FTC ruling
an input	an honest man	an IRS audit
an outcome	an 8-hour day	an OPEC price cut
an umbrella	an 80-year-old man	an ROI objective
an upsurge	an 11 a.m. meeting	an X-ray reading

In speech, both *a historic occasion* and *an historic occasion* are correct, depending on whether the *h* is sounded or left silent. In writing, *a historic occasion* is the form more commonly used.

When you are dealing with an abbreviation, the choice of *a* or *an* will depend on whether you pronounce the expression letter by letter or as a word. Abbreviations pronounced letter by letter are called *initialisms*; abbreviations pronounced as words are called *acronyms*. (See also ¶501b.)

In the following examples, note that when the consonants *F*, *H*, *L*, *M*, *N*, *R*, and *S* are pronounced as letters at the start of an initialism, they are preceded by *an*. When these same letters introduce an acronym and are pronounced as part of a word, they are preceded by *a*.

Pronounced Letter by Letter

an FBI agent
 an HMO physician
 an L.A.-based firm
 an M.B.A. degree
 an NAACP member
 an R.S.V.P.
 an SRO performance

Pronounced as a Word

a FICA tax increase
 a HUD project
 a LIFO method of inventory valuation
 a MADD fund-raising drive
 a NATO strategy
 a RICO investigation
 a SWAT team

When other consonants appear at the start of an initialism or an acronym, they are always preceded by *a*.

a CEO's compensation package	a CARE package
a DUI conviction	a DARE researcher
a P&L statement	a PEN conference
a VOA broadcast	a VISTA project
a WTO decision	a WATS line

Continued on page 312

¶1101

NOTE: As a rule, use *a* or *an* before each item in a series. However, if the series describes a single concept, use only one article at the outset.

We need *a* scanner, *a* printer, and *a* shredder. (**NOT:** a scanner, printer, and shredder.)

Amy's lunch typically consists of *a* peach, *a* pear, and *an* apple.

BUT: The Benners live *a* hop, skip, and jump away from our house.

A-of. Do not use *a* in place of *of*.

What sort *of* turnout did you have at your seminar?

(**NOT:** What sort *a* turnout did you have at your seminar?)

The weather has been kind *of* cool for this time of year.

(**NOT:** The weather has been *kinda* cool for this time of year.)

A lot–alot–allot. The phrase *a lot* (meaning “to a considerable quantity or extent”) always consists of two words. Do not spell this phrase as one word (*alot*).

Thanks *a lot* (**NOT:** *alot*) for all your help on this year's budget.

Do not confuse this phrase with the verb *allot* (meaning “to distribute or assign a share of something”).

You will have to *allot* a portion of next year's budget to cover unforeseen expenses, even though you are not likely to have *a lot* of money left over after you cover your basic operations.

➤ See Kind of–sort of and Kind of *a*.

A-per. See *Per-a*.

Above. Avoid the use of *above* before a noun. (See also *Said*.)

in the paragraph *above* **OR:** in the *preceding* paragraph

(**RATHER THAN:** in the *above* paragraph)

Accidentally. Note that this word ends in *ally*. (The form *accidently* is incorrect.)

A.D.–B.C. *A.D.* (abbreviation of *anno Domini*, Latin for “in the year of our Lord”) and *B.C.* (“before Christ”) are usually written in all-caps, with a period following each letter and with no internal space. Do not use a comma to separate *B.C.* or *A.D.* from the year.

150 B.C.

465 A.D. (ordinary usage)

in the first century B.C.

A.D. 465 (formal usage)

You may also type *A.D.* and *B.C.* in small caps (A.D., B.C.).

NOTE: In works of history and theology, the term *A.D.* is often replaced by the abbreviation *C.E.* (meaning “in the Common Era”); *B.C.* is replaced by *B.C.E.* (meaning “before the Common Era”).

Additionally. Avoid the use of *additionally* as a transitional expression. Use *in addition*, *moreover*, *furthermore*, or *besides* instead. (See ¶138a.)

AWKWARD: *Additionally*, the new packaging will reduce costs by 20 percent.

BETTER: *Moreover*, the new packaging will reduce costs by 20 percent.

Ado–adieu. *Ado* means “fussing over trivial things.” *Adieu* means “farewell.”

Paula decided to walk out without further *ado*. (Without making a fuss.)

Paula decided to walk out without further *adieu*. (Without saying good-bye.)

Adverse–averse. *Adverse* means “unfavorable, harmful, hostile.” *Averse* means “opposed (to), having a feeling of distaste (for).”

This research report will have an *adverse* [unfavorable] effect on our sales.

The medication you are taking could have *adverse* [harmful] side effects.

I am not *averse* [opposed] to working on weekends for the next month

I am *averse* [opposed] to exercise in any form.

BUT: I have *adverse* [hostile] feelings about exercise in any form.

Affect–effect. *Affect* is normally used as a verb meaning “to influence, change, assume.” *Effect* can be either a verb meaning “to bring about” or a noun meaning “result, impression.”

The court’s decision in this case will not *affect* [change] the established legal precedent.

She *affects* [assumes] an unsophisticated manner.

It is essential that we *effect* [bring about] an immediate improvement in sales.

It will be months before we can assess the full *effect* [result] of the new law.

NOTE: In psychology, *affect* is used as a noun meaning “feeling, emotion,” and the related adjective *affective* means “emotional.” Because of the limited context in which these terms are likely to be used with these meanings, it should be easy to distinguish them from *effect* as a noun and the related adjective *effective*.

We need to analyze the *effects* [results] of this new marketing strategy.

We need to analyze the *affects* [emotions] produced by this conflict.

Which technique is *effective* [capable of producing the desired results]?

Let’s deal with the *affective* [emotional] factors first.

Afterward–afterwards. Both forms are correct, but *afterward* is more common in U.S. usage.

Age–aged—at the age of

I interviewed a man *aged* 52 for the job. (**NOT:** a man age 52.)

I don’t plan to retire *at the age of* 65. (**NOT:** at age 65.)

NOTE: Elliptical references to age—for example, *at age 65*—should not be used except in technical writing such as human resources manuals.

See the chart on page 64 for the schedule of retirement benefits for employees who retire *at age 65*.

Aggravate. Use *aggravate* to mean “make something worse.”

Although she meant to ease the tension between her partners, Eve’s remarks actually *aggravated* the situation. (Made the situation worse.)

Avoid using *aggravate* to mean “irritate, annoy, exasperate.”

AVOID: I get so *aggravated* when Joe tries to tell me how to do my job.

BETTER: I get so *irritated* when Joe tries to tell me how to do my job.

Ain’t. *Ain’t* has long been considered nonstandard usage, but it is acceptable in certain idiomatic expressions.

Making that many mistakes in one document *ain’t* easy.

Two thousand dollars for a thirty-minute speech? That *ain’t* hay!

You *ain’t* seen nothin’ yet.

If it *ain’t* broke, don’t fix it. (One could clean up this expression grammatically and write, “If it isn’t broken don’t fix it,” but then one would lose the special flavor of the original.)

¶ 1101

All of. *Of* is not needed after *all* unless the following word is a pronoun serving as the object of the preposition *of*.

All my plans have gone up in smoke.

All the staff members belong to the softball team.

OR: *All of* the staff members belong to the softball team.

All of us belong to the softball team.

All right. Like *all wrong*, the expression *all right* should be spelled as two words. (While some dictionaries list *alright* without comment, this spelling is not generally accepted as correct.)

Allude—refer. *Allude* means “to refer indirectly to something”; *refer* means “to make specific mention of.”

The CEO merely *alluded* to a possible decline in sales this year, but he provided no specific details.

To divert the analysts’ attention, he *referred* to the data in last year’s annual report.

Almost—all most. See also *Most*.

The plane was *almost* [nearly] three hours late.

We are *all most* pleased [all very much pleased] with the new schedule.

Already—all ready

The order had *already* [previously] been shipped.

The order is *all ready* [all prepared] to be shipped.

Altogether—all together

He is *altogether* [entirely] too lazy to be a success.

The papers are *all together* [all in a group] in the binder I sent you.

Always—all ways

She has *always* [at all times] done good work.

We have tried in *all ways* [by all methods] to keep our employees satisfied.

Among—between. See *Between—among*.

Amount—number. Use *amount* for things in bulk, as in “a large amount of lumber.” Use *number* for individual items, as in “a large number of inquiries.”

Monday’s ad generated a large *amount* of interest.

Monday’s ad generated a large *number* of phone calls. (**NOT:** a large amount.)

And. Retain *and* before the last item in a series, even when that last item consists of two words joined by *and*.

We need to increase our expense budgets for advertising, staff training, *and* research and development.

(**NOT:** We need to increase our expense budgets for advertising, staff training, research and development.)

Beginning a sentence with *and* or some other coordinating conjunction (*but*, *or*, or *nor*) can be an effective means—if not overused—of giving special attention to the thought that follows the conjunction. No comma should follow the conjunction at the start of a new sentence unless a parenthetical element occurs at that point.

Last Friday George promised to submit the market analysis this Monday. *And* then he took off on a two-week vacation.

Tell him to return to the office at once. *Or* else.

BUT: George called from Lake Tahoe to say that the report was undergoing some last-minute changes and would be on my desk by 11 a.m. *And*, to my delight, it was!

NOTE: Each of the sentences above illustrates how this device can be effectively used. However, these sentences also illustrate, when taken as a whole, how quickly the overuse of this device dissipates its effectiveness.

And etc. Never use *and* before *etc.* (See *Etc.*)

And/or. Avoid this legalistic term in ordinary writing.

Another. Although *another* is often used colloquially as a synonym for *additional*, avoid this usage in formal writing.

FORMAL: I have four copies left, but I will need an *additional* ten copies.

INFORMAL: . . . but I will need *another* ten copies.

Anxious-eager. Both *anxious* and *eager* mean “desirous,” but *anxious* also implies fear or concern.

I’m *anxious* to hear whether we won the bid or not.

I’m *eager* [**NOT:** *anxious*] to hear about your new house.

Anymore-any more

We used to vacation in Bermuda, but we don’t go there *anymore* [any longer].

Please call me if you have *any more* [any additional] suggestions.

Anyone-any one. See ¶1010, note.

Anytime-any time

Come see us *anytime* you are in town. (One word meaning “whenever.”)

Did you have dealings with Crosby at *any time* in the past? (Two words after a preposition such as *at*.)

Can you spend *any time* [any amount of time] with Jill and me when you next come to Tulsa?

Anyway-any way

Anyway [in any case], we can’t spare him now.

If we can help in *any way* [by any method], please phone.

Appraise-apprise

We would like to *appraise* [set a value on] Mrs. Ellsworth’s estate.

I will *apprise* [inform] you of any new developments.

I will keep you *apprised* of the reactions of the board members to your proposal.

(**NOT:** I will keep you *appraised* of the reactions of the board members to your proposal.)

Appreciate. When used with the meaning “to be thankful for,” the verb *appreciate* requires an object.

NOT: We would appreciate if you could give us your decision by May 1.

BUT: We would appreciate *it* if you could give us your decision by May 1. (Pronoun as object.)

OR: We would appreciate *your* [**NOT:** you] *giving us your decision by May 1.* (Noun clause as object. See ¶647b on the use of *your* before a verb ending in *ing*.)

We will always appreciate the *help* you gave us. (Noun as object.)

I will appreciate *whatever you can do for us.* (Noun clause as object.)

¶ 1101

As. Do not use *as* for *that* or *whether*.

I do not know *whether* **NOT:** *as* | I can go

Use *because*, *since*, or *for* rather than *as* in clauses of reason.

I can't attend the meeting in Omaha *because* **NOT:** *as* | I'll be out on the West Coast that day

As-as if-like. See *Like-as-as if*.

As . . . as-not so . . . as. The term *as . . . as* is now commonly used in both positive and negative comparisons. Some writers, however, prefer to use *not so . . . as* for negative comparisons.

Bob is every bit as bright as his older sister (Positive comparison)

It's *not* as important as you think **OR:** *not so* important as you think (Negative comparison)

NOTE: Do not replace the second *as* with *than*.

Our family spends twice as much money on entertainment as on food

NOT: Our family spends twice as much money on entertainment *than* on food)

As-equally. See *Equally-as*.

As far as. *As far as* may be used as a preposition or as a subordinating conjunction.

I can drive you *as far as* Spokane (Used as a preposition)

I would recommend this template *as far as* format is concerned (Used as a subordinating conjunction)

BUT NOT: I would recommend this template *as far as* format. (Either create a clause following *as far as*, as in the example above, or change *as far as* to *on the basis of* or a similar expression *I would recommend this template on the basis of* format.)

Assure. See *Ensure insure-assure*.

At-about. Use either *at* or *about* but not both words together. If you write "I'll meet you *at* 6:30," you're promising to be there "at 6.30 on the dot." If you write "I'll meet you *about* 6:30," you're promising to be there "around 6:30, but don't hold me to the minute, okay?" In effect, using *at* and *about* together suggests precision and vagueness at the same time. For that reason use one or the other but not both.

Attorney-lawyer. These terms are not synonyms. An *attorney* is someone empowered to serve as another person's legal agent. A *lawyer* is someone licensed to practice law. An attorney does not have to be a lawyer, by means of a legal instrument called a *power of attorney*, a layperson can be authorized to act as another person's agent. An attorney who is also a lawyer is known as an *attorney at law* (See ¶1804c.)

Author. Do not use *author* as a verb.

How many books have you *wrote* **NOT:** *authored*?

Averse-adverse. See *Adverse-averse*.

Awhile-a while. The one word form is an adverb, the two word form is a noun.

You may have to wait *awhile*. (Adverb)

You may have to wait for *a while*. (Noun)

I ran to *in a while* back.

NOTE: When a preposition precedes this expression, be sure to spell *a while* as two words

He waited *for a while* together with my definition.

Backward-backwards. Both forms are correct, but *backward* is more common in U.S. usage; for example, “to lean over *backward*.”

Bad-badly. Use the adjective *bad* (not the adverb *badly*) after the verb *feel* or *look*. (See ¶1067.)

I feel *bad* [NOT: *badly*] about the mistake.

BUT: He was hurt *badly*.

NOTE: The only way you can “feel badly” is to have your fingertips removed first.

Balance. Do not use *balance* to mean “rest” or “remainder” except in a financial or accounting sense.

I plan to use the *rest* of my vacation time next February.

(NOT: I plan to use the *balance* of my vacation time next February.)

BUT: The *balance* of the loan falls due at the end of this quarter.

B.C.–A.D. See *A.D.–B.C.*

Because. See *Reason is because*.

Because of. See *Due to—because of—on account of*.

Beg the question. This phrase is often used mistakenly to mean “to avoid answering a question” or “to invite a question.” Here is what it really means: “to assume as a fact the very thing you are trying to prove.” The illustration most often cited is this: “Parallel lines never meet because they are parallel.”

Being that. Do not use *being that* for *since* or *because*.

Because I arrived late, I could not get a seat.

(NOT: *Being that* I arrived late, I could not get a seat.)

Beside—besides

I sat *beside* [next to] Mr. Parrish’s father at the meeting.

Besides [in addition], we need your support of the measure.

Between—among. Ordinarily, use *between* when referring to *two* persons or things and *among* when referring to *more than two* persons or things.

The territory is divided evenly *between* the two sales representatives.

The profits are to be evenly divided *among* the three partners.

Use *between* with more than two persons or things when they are being considered in pairs as well as in a group.

There are distinct differences *between* New York, Chicago, and Dallas.

In packing china, be sure to place bubble sheets *between* the plates.

The memo says something different when you read *between* the lines.

Between you, me, and the gatepost, we don’t stand a chance of making budget.

Between you and me (not: I). See ¶1055b.

Biannual—biennial—semiannual. *Biannual* and *semiannual* both mean “occurring twice a year.” *Biennial* means “occurring every two years.” Because of the possible confusion between *biannual* and *biennial*, use *semiannual* when you want to describe something that occurs *twice* a year.

PREFERRED: our *semiannual* sales conference

CLEARER THAN: our *biannual* sales conference

¶ 1101

If you think that your reader could misconstrue *biennial*, avoid the term and use *every two years* instead.

Within our global organization each national company holds its own sales conference *on a semiannual basis* [OR: *semiannually*]; an international sales conference is scheduled *on a biennial basis* [OR: *biennially* OR: *every two years*].

Biweekly–bimonthly. These two words do not mean the same thing. Moreover, *bimonthly* has two quite different meanings, which could confuse your readers.

If you are paid *biweekly* [every two weeks], you get 26 checks a year.

If you are paid *bimonthly* [twice a month], you get only 24 checks a year.

OR: If you are paid *bimonthly* [every two months], you get only 6 checks a year.

NOTE: To keep your meaning clear, avoid *bimonthly* and say “twice a month” or “every two months.” You may also use *semimonthly* to mean “twice a month.”

Both–each. *Both* means “the two considered together.” *Each* refers to the individual members of a group considered separately.

Both designs are acceptable.

The designs are *each* acceptable.

Each sister complained about the other.

(NOT: *Both* sisters complained about the other.)

NOTE: Use *each* in cases where *both* leads to confusion or ambiguity.

CONFUSING: There are two statues on *both* sides of the entrance hall. (Is there a total of two statues or four?)

CLEAR: There are two statues on *each* side of the entrance hall.

OR: There is a statue on *each* side of the entrance hall.

➤ See *Each–either–both*.

Both alike–both equal–both together. *Both* is unnecessary with *alike*, *equal*, or *together*.

These laser printers are *alike*. (NOT: both alike.)

These tape systems are *equal* in cost. (NOT: both equal.)

We will travel *together* to Japan. (NOT: both travel together.)

Bring–take. *Bring* indicates motion toward the speaker. *Take* indicates motion away from the speaker.

Please *bring* the research data with you when you next come to the office. (This office is where the speaker works.)

BUT: Please *take* the research data with you when you next go to the office. (The speaker is referring to someone else’s office.)

Please *take* the enclosed letter to Farley when you go to see him.

You may *take* my copy with you if you will *bring* it back by Friday.

➤ See *note under Come–go*.

But . . . however. Use one or the other.

We had hoped to see the show, *but* we couldn’t get tickets.

OR: We had hoped to see the show; *however*, we couldn’t get tickets.

(BUT NOT: . . . *but* we couldn’t get tickets, *however*.)

But what. Use *that*.

I do not doubt *that* [NOT: *but what*] he will be elected.

Can–could. See *May–can (might–could)*.

Cannot help but. This expression is a confusion of two others, namely, *can but* and *cannot help*.

I *can but* try. (BETTER: I *can only* try.)

I *cannot help* feeling sorry for her. (NOT: I cannot help but feel sorry for her.)

Celebrity–notoriety. *Celebrity* means “fame.” *Notoriety* also means “fame” but of a disreputable nature.

With the publication of her third novel, Jenna has finally achieved the *celebrity* she deserves.

With the conviction of Fred Koenig and his two sons, the Koenig family has achieved an unparalleled *notoriety* in this community.

Class. See *Kind*.

Classic–classical. *Classic* means “serving as a standard or model” (as in *a classic triple play, a blunder of classic proportions*). *Classical* refers to the language and art of earlier cultures (as in *a study of classical Greek or sketches of classical architecture*).

Last night’s concert offered a *classic* performance of Mahler’s Ninth Symphony.

Next week’s concert will offer an odd program of *classical* and pop music.

Come–go. The choice between verbs depends on the location of the speaker. *Come* indicates motion *toward*; *go*, motion *away from*. (See also *Bring–take*.)

When Bellotti *comes* back, I will *go* to the airport to meet him.

A manager speaking over the phone to an outsider. Will it be convenient for you to *come* to our office tomorrow?

NOTE: When discussing your travel plans with a person at your destination, adopt that person’s point of view and use *come*.

An outsider speaking over the phone to a manager. Will it be convenient for me to *come* to your office tomorrow?

Midwesterner to Californian: I am *coming* to California during the week of the 11th. I will *bring* the plans with me if they are ready.

However, if you are discussing your travel plans with someone who is *not* at your destination, observe the regular distinction between *come* and *go*.

An outsider speaking to an outsider: I hope it will be convenient for me to *go* to their office tomorrow.

Midwesterner to Midwesterner: I am *going* to California during the week of the 11th. I will *take* the plans with me if they are ready.

Come to–come and. In formal writing, use *come to* instead of the colloquial *come and*.

FORMAL: Come to see me.

INFORMAL: Come and see me.

Company–firm–corporation. See *Firm–company–corporation*.

Compare to–compare with. See ¶1077.

Complement–compliment. *Complement* as a noun means “something that completes” or “one of two mutually completing parts”; as a verb it means “to complete, to be complementary to.” *Compliment* as a noun means “an admiring or flattering remark”; as a verb it means “to praise, to pay a compliment to.”

A simple dessert of berries and sherbet makes a fine *complement* to an elaborate meal with several rich courses.

The CEO was full of *compliments* for your sales presentation yesterday.

¶1101

Complementary–complimentary. *Complementary* means “serving to complete” or “mutually supplying what each other lacks.” *Complimentary* means “flattering” or “given free.”

Our top two executives work so well as a team because they bring *complementary* skills and expertise to their jobs.

The CEO had many *complimentary* things to say about your sales presentation.

May I get a *complimentary* copy of your new book?

Comprise–compose. *Comprise* means “to contain, consist of”; *compose* means “to make up.” The parts *compose* (make up) the whole; the whole *comprises* (contains) the parts; the whole is *composed of* (**NOT**: is comprised of) the parts.

The parent corporation *comprises* [consists of] three major divisions.

Three major divisions *compose* [make up] the parent corporation.

Do not use *comprise* in the passive.

The parent corporation *is composed of* [is made up of] three major divisions.

(**NOT**: The parent corporation *is comprised of* three major divisions.)

Do not use *comprise* and *include* as synonyms. *Include* implies that what follows represents some but not all of the parts. *Comprise* implies that what follows embraces all the parts.

The alphabet *includes* the letters A to Y.

BUT: The alphabet *comprises* [**OR**: *consists of*] the letters A to Z. (See the entry for *Consists of–includes*.)

Consensus. One seeks a *consensus* (**NOT**: a consensus of opinion).

Consists of–includes. Use *consists of* to introduce a complete list of items; use *includes* to introduce a partial list.

This mailing list *consists of* all our active accounts.

This mailing list *includes* the active accounts that were opened this year.

NOTE: Do not use *etc.* or *and so on* at the end of a list introduced by *includes*, since the verb makes it sufficiently clear that the list is not complete. (See also the entry for *Etc.*)

Convince–persuade. You *convince* others when you get them to agree that what you are saying is correct. You *persuade* others when you get them to do something that they hadn’t planned to do. *Convince* implies changing another person’s mind; *persuade* implies getting another person to act.

I *convinced* Vic that Maria’s proposal was more cost-effective than his

I *persuaded* Vic to drop his objections to Maria’s proposal

Alice *convinced* me that my situation was not as bad as I had thought.

She *persuaded* me to tear up my letter of resignation.

Corporation–firm–company. See *Firm company–corporation*.

Could not care less. To say that you “could not care less” means that you do not care at all. To say that you “could care less” implies that your inability to care has not yet reached rock bottom. If the first meaning is the one you wish to communicate, do not omit *not*. (See also ¶1074c.)

If Val does not attend our class reunion I *could not care less* (In effect, I don’t care at all.)

When I told another classmate about Val he said “Well I *could care less*—but then I’d really have to work at it.”

Couldn't—hardly. See *Hardly*.

Data. See ¶1018b.

Déjà vu. Strictly speaking, this term refers to the illusion that what you are now experiencing for the first time is something that happened to you in the past.

The first time we came to Maine for a summer vacation, I had a *déjà vu* sensation that I had been living there for most of my life.

The term is now loosely used to refer to something that actually did happen in the past. In your own writing, use *déjà vu* only to refer to an illusion.

AVOID: When I went back for my twentieth college reunion, I had that *déjà vu* sensation of coming to the campus for the first time as a freshman. (With apologies to Yogi Berra, this is not a case of “*déjà vu* all over again.” This is a memory or a recollection.)

BETTER: When I went back for my twentieth college reunion, it brought back memories of coming to the campus for the first time as a freshman.

Dialogue. The use of *dialogue* as a verb is a matter of taste. If it sounds like jargon to you (as it does to most people), use a different word.

Parents need to spend more time *talking* with their children.

(**RATHER THAN:** Parents need to spend more time *dialoguing* with their children.)

Different—differently. When the meaning is “in a different manner,” use the adverb *differently*.

I wish we had done it *differently*.

It came out *differently* than we expected. (See ¶1077.)

After linking verbs and verbs of the senses, the adjective *different* is correct. (See ¶1067.)

That music sounds completely *different*.

He seems [appears] *different* since his promotion.

Don't believe anything *different*. (Meaning “anything that is different.”)

Different from—different than. See ¶1077.

Dilemma. A *dilemma* is a situation in which one must make a choice between two or more unpleasant alternatives. Do not use *dilemma* as a synonym for *problem* or *predicament*.

Many communities now face a common *dilemma*: whether to raise real estate taxes or cut essential services.

Many communities now face a common *problem*: how to provide adequate shelter for the homeless.

Disc—disk. *Disc* is the customary spelling in terms such as *disc brakes*, *compact disc*, *laser disc*, *optical disc*, **videodisc*, and *disc jockey*.

Disk is the customary spelling in computer terms such as *disk drive*, *disk space*, *disk directory*, *disk operating system*, *floppy disk*, *hard disk*, and *diskette*; it is also the spelling used for *spinal disk* and *slipped disk*.

*Merriam-Webster shows *optical disk*, but the form *optical disc* (which appears in other dictionaries) is more consistent with the spelling of *compact disc*, *laser disc*, and *videodisc*.

¶ 1101

Disinterested–uninterested. The primary meaning of *disinterested* is “unbiased, impartial.” This word is now often used incorrectly as a synonym for *uninterested*, which means “unwilling to take an interest in.”

I am trying to evaluate these conflicting accounts from a *disinterested* [impartial] perspective.
I can't understand why my son is so totally *uninterested* [NOT: disinterested] in his courses.

Done. When you hear people say “I done it,” please tell them tactfully to say “I did it.” (See also ¶1032b.)

Don't (do not). When you hear people use one of the following expressions—*he don't*, *she don't*, or *it don't*—please tell them tactfully to use *doesn't*.

He <i>doesn't</i> talk easily.	BUT: I <i>don't</i> think so.
She needs help, <i>doesn't</i> she?	They <i>don't</i> want any help.
It <i>doesn't</i> seem right to penalize them.	We <i>don't</i> understand.

Doubt that–doubt whether. Use *doubt that* in negative statements and in questions. Use *doubt whether* in all other cases. (See also *If–whether*.)

We do not *doubt that* she is capable. (Negative statement.)
Does anyone *doubt that* the check was mailed? (Question.)
I *doubt whether* I can go.

Due to–because of–on account of. *Due to* introduces an adjective phrase and should modify nouns. It is normally used only after some form of the verb *to be* (*is*, *are*, *was*, *were*, etc.).

Her success is *due to* talent and hard work. (*Due to* modifies *success*.)

Because of and *on account of* introduce adverbial phrases and should modify verbs.

He resigned *because of* ill health. (*Because of* modifies *resigned*.)
(**NOT:** He resigned *due to* ill health.)

Each–either–both. Use *each* in cases where *either* or *both* leads to confusion or ambiguity. (See also *Both–each*.)

CONFUSING: The landscaper has planted two ginkgo trees on *either* side of the driveway. (A total of two trees or four trees?)

CONFUSING: The landscaper has planted two ginkgo trees on *both* sides of the driveway. (Again, a total of two trees or four trees?)

CLEAR: The landscaper has planted two ginkgo trees on *each* side of the driveway. (A total of four trees.)

CLEAR: The landscaper has planted one ginkgo tree on *each* side of the driveway. (A total of two trees.)

Each other–one another. Use *each other* to refer to two persons or things and *one another* for more than two.

Al and Ed respected *each other's* abilities. The four winners congratulated *one another*.

Eager–anxious. See *Anxious–eager*.

Economic–economical. *Economic* refers to economics (as in *the economic factors affecting the volatility of the stock market*). *Economical* means “thrifty” (as in *my mother's economical habit of keeping a canister for “string too short to be saved”*).

Effect–affect. See *Affect–effect*.

Either–each–both. See *Each–either–both*.

Emeritus—emerita. The terms *emeritus* (m.) and *emerita* (f.) are honorary designations used mainly with academic titles to signify that the holders of those titles are now retired from active service. These terms usually follow the title (for example, *Paul Shea, professor emeritus*; *Jean Lovett, professor emerita*). However, when a title is long, *emeritus* or *emerita* may precede the title for smoother reading (for example, *Denton Fox, emeritus professor of Asian studies* **OR:** *Denton Fox, professor emeritus of Asian studies*). Capitalize these honorary titles when they appear before a person's name (for example, *Professor Emeritus Hugh Benz*; *Dean Emerita Ann Cory*).

Enormity. Use this word only in reference to an outrageous act or a monstrous condition. Do not use *enormity* to mean “great size”; use *enormousness* or *enormous size* instead.

We are still trying to cope with the *enormity* of the scandal.

BUT: We must find ways to deal with the *enormous size* of the national debt. (Those who are appalled by the nation's current level of debt could, in this instance, justifiably refer to the *enormity* of the national debt.)

Ensure—insure—assure. *Ensure* means “to make certain.” *Insure* means “to protect against loss.” *Assure* means “to give someone confidence”; the object of this verb should always refer to a person.

I want to *ensure* [make certain] that nothing can go wrong tomorrow.

I want to *insure* this necklace [protect it against loss] for \$5000.

I want to *assure* you [give you confidence] that nothing will go wrong.

Enthused over. Use *was* or *were* *enthusiastic about* instead.

The sales staff *was enthusiastic about* next year's styles.

(**NOT:** The sales staff *enthused over* next year's styles.)

Entitled—titled. The primary meaning of *entitled* is “having a right to.”

After a year you will be *entitled* to two weeks of vacation time.

It is now generally acceptable to say that a book or a similar item is *entitled* in a certain way.

The book I plan to write about my attempts to survive marriage and five children will be *entitled* [**OR:** *titled*] *Looking Out for Number Seven*.

Equal. See *Both alike—both equal—both together*.

Equally—as. Use either *equally* or *as* but not both words together.

This printer is the latest model, but that one is *equally* good.

OR: This printer is the latest model, but that one is just as good.

(**BUT NOT:** This printer is the latest model, but that one is *equally as* good.)

I would pick Pam for that job, but Joe is *equally* capable.

OR: I would pick Pam for that job, but Joe is every bit as capable.

(**BUT NOT:** I would pick Pam for that job, but Joe is *equally as* capable.)

Etc. This abbreviation stands for *et cetera* and means “and other things.” Therefore, do not use *and* before *etc.* Use a comma before and after *etc.* (unless the expression falls at the end of a sentence or requires a stronger mark of punctuation, such as a semicolon). In formal writing, avoid the use of *etc.*; use a phrase such as *and the like* or *and so on* instead.

¶ 1101

NOTE: Do not use *etc.* or an equivalent expression at the end of a series introduced by *such as*, *for example*, or *e.g.* Such terms imply that only a few selected examples will be given; therefore, it is unnecessary to add *etc.* or *and so on*, which suggests that further examples could be given.

As part of its employee educational program, the company offers courses in report writing, business communication, grammar and style, *and so on*.

OR: . . . the company offers courses *such as* report writing, business communication, and grammar and style.

(BUT NOT: . . . the company offers courses *such as* report writing, business communication, grammar and style, *and so on*.)

➤ *For the use or omission of a comma before such as, see ¶¶148–149.*

Ethnic references. When identifying U.S. citizens or residents as members of a certain ethnic group, use great care in choosing an appropriate term. There is often a good deal of disagreement within the group about which terms are acceptable and which are offensive, so always respect individual preferences if you know what they are. (See ¶348.)

- a. Use *African Americans* or *Afro-Americans* to refer to black people of African ancestry. The terms *Negroes* and *colored people* are rarely used today except in the names of long-established organizations (for example, the United Negro College Fund and the National Association for the Advancement of Colored People). Use the term *blacks* only in a context where you might also refer to *whites*. Use a term like *African Americans* (which reflects ethnic ancestry rather than skin color) in a context where you are also referring to other ethnic groups such as Latinos.

the votes of Latinos and *African Americans*

(RATHER THAN: the votes of Latinos and *blacks*)

- b. Use *Hispanics* to refer broadly to people who trace their roots to Latin America or Spain. Use *Latinos* to refer to people of Latin-American ancestry (that is, from Central or South America). The term *Chicanos* may be used to refer to people of Mexican ancestry, but some members of this group consider the term offensive; a safer alternative is *Mexican Americans*.

Within the groups designated *Hispanic*, *Latino*, or *Chicano*, some people are white and some black. Therefore, do not use these terms in the same context with *white* or *black*.

the buying patterns of Hispanics and *African Americans*

(RATHER THAN: the buying patterns of Hispanics and *blacks*)

When referring to a group of men, use *Latinos* or *Chicanos*. When referring to a group of women, use *Latinas* or *Chicanas*. When reference is being made to a mixed group of men and women, it has been traditional to simply use the masculine form to refer to the entire group. However, it is now preferable to use both the masculine and the feminine forms in such references; for example, *Latinos and Latinas* **OR:** *Chicanos and Chicanas*.

NOTE: The term *Hispanic* does not apply to Brazilians, who trace their roots to Portugal and speak Portuguese. Refer to these people simply as Brazilians.

¶ 1101

- c. The terms *Anglo-Americans* and *Anglos* are used in some parts of the United States to refer to white people who have an English-speaking background.

Are there significant differences in the consumer preferences of Latinos, African Americans, and *Anglos*? (Note that all three groups are identified here by ethnic ancestry and not by color.)

Ideally, the term *whites* should be used only in a context where you might also refer to *blacks*. However, in the absence of a more widely accepted term than *Anglos* or *Anglo-Americans*, use *whites* even though other groups are identified by ethnic ancestry in the same context.

Are there significant differences in the consumer preferences of Latinos, African Americans, and *whites*?

- d. Use *Asian Americans* to refer to people of South and East Asian ancestry. When appropriate, use a more specific term—for example, *Japanese American* or *Korean American*. When referring to people who live in Asia, use *Asians* (rather than *Asiatics* or *Oriental*s, which many now consider offensive).
- e. The term *Native American* is now the preferred way to refer to American Indians. Although some members of this group still refer to themselves as *Indians*, use the term *Indians* to refer only to people who live in India.
- f. The term *people of color* refers broadly to people who trace their roots to non-European countries—for example, African Americans, Native Americans, and Asian Americans.
- g. Many ethnic references consist of two words, the second of which is *American*. Do not hyphenate terms like *an African American*, *a German American*, or *a Chinese American* when they are used as nouns, because the first element in each case modifies the second.* Hyphenate such terms, however, when they are used as adjectives: *African-American entrepreneurs*, *a German-American social club*, *Chinese-American restaurants*. Also hyphenate such terms when the first element is a prefix; for example, *Afro-Americans*, *Anglo-Americans*.

NOTE: The term *hyphenated American* refers to an earlier stylistic practice of hyphenating nouns like *Polish Americans* and *Swedish Americans*. This term has fallen into disfavor because of the implication that hyphenated Americans are not fully American.

Everyday—every day

You'll soon master the *everyday* [ordinary] routine of the job.

He has called *every day* [each day] this week.

Everyone—every one. See ¶1010, note.

Ex-former. Use *ex-* with a title to designate the person who *immediately* preceded the current titleholder in that position; use *former* with a title to designate an earlier titleholder.

Charles Morganstern is the *ex-president* of the West Harrisburg Chamber of Commerce. (He held office immediately before the current president.)

BUT: Charles Morganstern is a *former* president of the West Harrisburg Chamber of Commerce. (He held office sometime before the current president and that person's immediate predecessor.)

*Merriam-Webster hyphenates these terms when they are used as nouns.

¶ 1101

Except. When *except* is a preposition, be sure to use the objective form of a pronoun that follows. (See also ¶1055b.)

Everyone has been notified *except* Jean and *me*. (NOT: *except* Jean and I.)

Farther–further. *Farther* refers to actual distance; *further* refers to figurative distance and means “to a greater degree” or “to a greater extent.”

The drive from the airport was *farther* [in actual distance] than we expected.

Let’s plan to discuss the proposal *further* [to a greater extent].

Fewer–less. *Fewer* refers to number and is used with *plural* nouns. *Less* refers to degree or amount and is used with *singular* nouns.

Fewer accidents [a smaller number] were reported than we expected.

Less effort [a smaller degree] was put forth by the organizers, and thus *fewer* people [a smaller number] attended.

Note the difference in meaning in the following pair of examples:

In the future our company may hire *fewer* skilled workers [a smaller number of workers who are skilled].

In the future our company may hire *less* skilled workers [workers with a lower level of skill].

➤ See also the usage note on more on page 335.

When dealing with things that can be counted, you may use either *fewer than* or *less than*, depending on the effect you want to achieve.

Fewer than 20 people attended the in-service workshop. (*Fewer than* is grammatically correct, but it sounds formal, stiff, and even a little stuffy.)

Less than 20 people attended the in-service workshop. (Strictly speaking, the use of *less than* here is not grammatically correct, but like the expression “It’s me,” *less than* is acceptable because it sounds more colloquial, more natural.)

The expression *less than* (rather than *fewer than*) precedes nouns referring to periods of time, distance, amounts of money, quantities, and percentages.

less than ten years ago

less than 35 years old

less than six miles away

less than 10°F

less than \$1 million

less than 20 percent of the voters

less than 20 pounds

less than half of our customers

After a reference to a number of items, the expression *or fewer* would certainly be correct, but *or less* is more commonly used.

in 100 words *or less* (RATHER THAN: in 100 words or fewer)

in groups of six people *or less* (RATHER THAN: in groups of six people or fewer)

SIGN OVER A CHECKOUT LINE: 10 items *or less*. (This wording sounds better in the casual setting of a supermarket than 10 items *or fewer*.)

Firm–company–corporation. Use *firm* to refer only to a business partnership or a small unincorporated business but not to a company or a corporation. **EXCEPTION:** Within the financial industry, brokerage firms that later become corporations are still referred to as firms.

First–firstly, etc. In enumerations, use the forms *first*, *second*, *third* (NOT: firstly, secondly, thirdly).

Fiscal–financial. The adjective *fiscal* (as in *fiscal year 2007* or *FY2007*) can be used to refer to all types of financial matters—those of governments and private

businesses. However, with the exception of *fiscal year*, it is better to use *fiscal* only in connection with government matters and to use *financial* in all other situations.

NOTE: Within a governmental context, it is customary to use *monetary* (rather than *fiscal*) to refer to the nation's money supply.

The Federal Reserve will be meeting next week to discuss possible changes in *monetary* policy. (Changes in policy that would affect the nation's money supply.)

Flammable–inflammable. Both terms mean “easily ignitable, highly combustible.” Since some readers may misinterpret *inflammable* to mean “nonflammable,” *flammable* is the clearer form.

Former–ex. See *Ex–former*.

Former–first. *Former* refers to the first of two persons or things. When more than two are mentioned, use *first*. (See also *Latter–last*.)

This item is available in wool and in Dacron, but I prefer the *former*.

This item is available in wool, in Dacron, and in Orlon, but I prefer the *first*.

Fortuitous–fortunate. *Fortuitous* means “accidental, happening by chance.” *Fortunate* means “lucky, being rewarded beyond what one deserves.”

I hadn't seen Arnie in years, so it was *fortuitous* [it happened by chance] that we found ourselves seated next to each other on a flight to Houston.

When he invited me to join him in a new partnership that he was setting up, I realized how *fortunate* [lucky] I was to be in the right place at the right time.

From–off. Use *from* (NOT: off) with persons.

I got the answer I needed *from* Margaret (NOT: off Margaret).

Fulsome. Do not use *fulsome* to mean “lavish” or “profuse.” As commonly used, *fulsome* has the negative sense of “excessive.” For example, *fulsome praise* is praise so excessive as to be offensive.

Further–farther. See *Farther–further*.

Gender–sex. Use *gender* to refer to social or cultural characteristics of males and females; for example, *gender gap*. Use *sex* to refer to biological characteristics.

The results of the lab tests have been broken down according to the age and sex of the participants in the study.

See Chart 2-5 for an analysis of Presidential voting patterns on the basis of *gender*.

NOTE: In a grammatical context, *gender* refers to the classification of nouns and pronouns as masculine, feminine, and neuter.

Go–come. See *Come–go*.

Good–well. *Good* is an adjective. *Well* is typically used as an adverb but may be used as an adjective to refer to the state of someone's health.

Marie got *good* grades in school. (Adjective.)

I will do the job as *well* as I can. (Adverb.)

NOTE: *To feel well* means “to be in good health.” *To feel good* means “to be in good spirits.”

He admits he does not *feel well* today. (Adjective.)

The security guards *feel good* about their new contract. (Adjective.)

¶1101

Graduated—was graduated. Both forms are acceptable. However, use *from* after either expression.

My daughter *graduated from* [OR: *was graduated from*] MIT last year.

(NOT: My daughter *graduated* MIT last year.)

Grow. Avoid the use of *grow* as a transitive verb.

make the economy *grow* OR: improve economic *growth* (RATHER THAN: *grow* the economy)

Had better. This idiomatic phrase means *ought to* or *must*. While *had* is often omitted in speech, be sure to retain it in written material.

You *had better* [OR: You'd better] be sure of your facts.

(NOT: You *better* be sure of your facts.)

Hardly. *Hardly* is negative in meaning. To preserve the negative meaning, do not use another negative with it.

You *could hardly* expect him to agree.

(NOT: You *couldn't hardly* expect him to agree.)

Have—of. See *Of—have*.

Healthy—healthful. People are *healthy*; a climate or food is *healthful*.

You need to move to a *healthful* [NOT: *healthy*] climate.

Help. Do not use *from* after the verb *help*.

I couldn't *help* [NOT: *help from*] telling her she was wrong.

Historic—historical. *Historic* means “important” or “momentous.” *Historical* means “relating to the past.”

The Fourth of July commemorates a *historic* event—the adoption of the Declaration of Independence in 1776.

The following article provides a *historical* account of the events leading up to the adoption of the Declaration of Independence.

➤ *For a usage note on a historic occasion vs. an historic occasion, see A—an.*

Hoi polloi. This Greek expression refers to the common people (not to the upper class or the elite, as some people mistakenly assume). Because *hoi* is the Greek word for *the*, purists consider the use of *the* before *hoi polloi* to be redundant. However, *the hoi polloi* is now generally considered to be acceptable.

Home—hone. One *homes in* (NOT: *hones in*) on a target. *Hone* means “to sharpen something”—for example, an axe or one’s professional skills.

Hopefully. Although the subject of much controversy, the use of *hopefully* at the beginning of a sentence is no different from the use of *obviously*, *certainly*, *fortunately*, *thankfully*, *actually*, *apparently*, and similar words functioning as independent comments (see ¶138b). These adverbs express the writer’s attitude toward what he or she is about to say; as such they modify the meaning of the sentence as a whole rather than a particular word.

Hopefully, the worst is over and we will soon see a strong upturn in sales and profits.

However. Beginning a sentence with *however* is now considered perfectly acceptable. *However* (like other transitional expressions, such as *therefore* and *moreover*) helps readers relate the thought being introduced to the thoughts that went before. Many readers find it more helpful if they encounter the transitional expression at

the beginning of the sentence. In that way they can tell at the outset the direction in which the new sentence is proceeding. (See also *Therefore*.)

However at the start of a sentence can have two meanings: “on the other hand” and “in whatever way.” When it means “on the other hand,” follow *however* with a comma to prevent a misreading. Compare these examples:

However, you decide what you want to say, and we'll back you up. (Insert a comma after *however* when it means “on the other hand.”)

However you decide to organize your presentation, I'm sure it will be a great success. (Use no comma after *however* when it means “in whatever way.”)

In any case, the location of a transitional expression in a sentence must be determined by the individual writer. (For a list of transitional expressions, see ¶138a.)

➤ *For the entry* But . . . however, see page 318.

If-whether. *If* is often used colloquially for *whether* in such sentences as “He doesn't know *whether* he will be able to leave tomorrow.” In formal writing, use *whether*, particularly in such expressions as *see whether*, *learn whether*, *know whether*, and *doubt whether*. Also use *whether* when the expression *or not* follows or is implied.

Find out *whether* [NOT: *if*] this format is acceptable *or not*.

Impact. Do not use *impact* as a verb unless you really want to convey a sense of a powerful force striking something and producing harsh consequences. Use a simpler, quieter verb like *affect* instead.

Any increase in fuel prices could *affect* [NOT: *impact*] our travel plans this summer.

Any further cuts in the agency's budget will seriously *impact* [have a destructive effect on] our ability to serve the homeless in this community.

Imply-infer. *Imply* means “to suggest”; you imply something by *your own* words or actions.

Verna *implied* [suggested] that we would not be invited.

Infer means “to assume, to deduce, to arrive at a conclusion”; you infer something from *another person's* words or actions.

I *inferred* [assumed] from Verna's remarks that we would not be invited.

In-into-in to

The correspondence is *in* the file. (*In* implies position within.)

Is there some way we can avoid driving *into* San Jose? (*Into* implies entry.)

Sheila thinks she can turn Brad *into* Mr. Nice Guy. (*Into* implies a change of form.)

All sales reports are to be sent *in to* the sales manager. (*In* is an adverb in the verb phrase *are to be sent in*; *to* is a simple preposition.)

Mr. Boehme came *in to* see me. (*In* is part of the verb phrase *came in*; *to* is part of the infinitive *to see*.)

Failing to distinguish carefully between *into* and *in to* can create humorous confusion.

The fugitives turned themselves *in to* FBI agents.

(NOT: The fugitives turned themselves *into* FBI agents.)

In behalf of-on behalf of. *In behalf of* means “for the benefit of”; *on behalf of* means “acting as the agent of.”

This fund-raiser is *in behalf of* [for the benefit of] the victims of last week's flood.

On behalf of [acting as the agent of] the company, I want to thank you all for your help.

¶ 1101

In regards to. Substitute *in regard to*, *with regard to*, *regarding*, or *as regards*.

I am writing *in regard to* [NOT: in regards to] your letter of May 1.

Incentivize–incent. Avoid these recently coined “verbs,” which are an objectionable form of jargon.

AVOID: Research shows that profit-sharing plans *incent* employees to meet their goals.

BETTER: Research shows that profit-sharing plans *encourage* employees to meet their goals.

Incidentally. Note that this word ends in *ally*. Never spell it *incidentally*.

Includes–consists of. See *Consists of–includes*.

Incredible–incredulous. *Incredible* means “unbelievable”; *incredulous* means “skeptical, unable to believe something.”

I thought Ralph’s account of his whereabouts last night was *incredible* [unbelievable].

I was *incredulous* [skeptical] when I heard Ralph’s account of his whereabouts last night.

Indifferent–in different

She was *indifferent* [not caring one way or the other] to the offer.

He liked our idea, but he wanted it expressed *in different* [in other] words.

Indirect–in direct

Indirect [not direct] lighting will enhance the appearance of this room.

This order is *in direct* [the preposition *in* plus the adjective *direct*] conflict with the policy of this company.

Individual–party–person–people. Use *individual* to refer to someone whom you wish to distinguish from a larger group of people.

We wish to honor those *individuals* who had the courage to speak out at a time when popular opinion was defending the status quo.

Use *party* only to refer to someone involved in a legal proceeding.

All the *parties* to the original agreement must sign the attached amendment.

Use *person* to refer to a human being in all other contexts.

Please tell me the name of the *person* in charge of your credit department.

If reference is made to more than one person, the term *people* usually sounds more natural than the plural form *persons*. In any event, always use *people* when referring to a large group.

We need to find five more *people* [RATHER THAN: persons] to serve on this committee.

If you like, I can send you a list of all the *people* in our corporation who will be attending this year’s national convention.

Infer. See *Imply–infer*.

Inflammable–flammable. See *Flammable–inflammable*.

Insure. See *Ensure–insure–assure*.

Intents–intense. *Intents* means “aims, goals.” *Intense* means “extreme” (as in *intense pain*) or “deeply felt” (as in *an intense discussion of conflicting views*). Because *intense* is pronounced exactly like *intents*, it is sometimes incorrectly used in place of *intents*.

for all *intents* and purposes (NOT: for all intensive purposes)

Irregardless. Use *regardless*.

Is where—is when. Do not use these phrases to introduce definitions.

A dilemma is a situation *in which* you have to choose between equally unsatisfactory alternatives.

(**NOT:** A dilemma is *where* you have to choose between equally unsatisfactory alternatives.)

However, these phrases may be correctly used in other situations.

The Ritz-Carlton *is where* the dinner-dance will be held this year.

Two o'clock *is when* the meeting is scheduled to begin.

Its—it's. See ¶1056e.

It's me. *It's me* is acceptable in colloquial speech and informal writing. To be grammatically correct, one should say *It is I*, but this would produce much the same effect as changing the name of *Toys "R" Us* to *Toys "R" We*. (See also the note to ¶1054b.)

Journal. The use of *journal* as a verb is a matter of taste. Those who record their thoughts in a journal every day are likely to endorse using *journal* as a verb; those who don't probably won't.

Key-type. See *Type-key*.

Kind. *Kind* is singular; therefore, write *this kind*, *that kind*, *these kinds*, *those kinds* (**BUT NOT:** *these kind*, *those kind*). The same distinctions hold for *class*, *type*, and *sort*.

Kind of—sort of. These phrases are sometimes followed by an *adjective* (for example, *kind of sorry*, *sort of baffled*). Use this kind of expression only in informal writing. In more formal situations, use *rather* or *somewhat* (*rather sorry*, *somewhat baffled*).

I was *somewhat* [**NOT:** *kind of*, *sort of*] surprised.

She seemed *rather* [**NOT:** *kind of*, *sort of*] tired.

NOTE: When *kind of* or *sort of* is followed by a *noun*, the expression is appropriate in all kinds of situations.

What *sort of* business is Vern Forbes in?

What *kind of* expression is that?

➤ See *A-of and Kind of a*.

Kind of a. The *a* is unnecessary.

That *kind of* [**NOT:** *kind of a*] car is very expensive.

Kudos. *Kudos*, a Greek word meaning "praise," is a singular word, but because of the *s* ending, *kudos* is often mistakenly assumed to be a plural noun that requires a plural verb when it is the subject of a sentence. This mistake has led to a further mistake (now accepted by many dictionaries): the assumption that *kudo* is the singular form of *kudos*. Do not use *kudo* (despite what the dictionaries say), and do not use *kudos* as a plural noun. In fact, avoid the use of *kudos* altogether and use *praise* instead.

Last—latest. These two adjectives are commonly distinguished in this way: *last* means "coming after all others" or "final"; *latest* means "most recent."

Mr. Lin's *last* act [his final act] before leaving was to recommend Ms. Roth's promotion.

Attached is the *latest* report [the most recent report] we have received from the Southern Region.

¶ 1101

In actual usage, however, *last* can also mean “most recent,” especially in references to time (for example, *last night*, *last week*, *last month*, *last year*). In some cases, the meaning of *last* can be ambiguous unless clarified by the context.

I thoroughly enjoyed Nelson’s *last* book. (Did Nelson never write another book after this one, or was this simply his most recent book, with others likely to be written in the future? One way to avoid ambiguity here is to replace *last book* with *final book* or *most recent book*, depending on the meaning intended.)

Latter–last. *Latter* refers to the second of two persons or things mentioned. When more than two are mentioned, use *last*. (See also *Former–first*.)

July and August are good vacation months, but the *latter* is more popular.

June, July, and August are good vacation months, but the *last* is the most popular.

Lawyer–attorney. See *Attorney–lawyer*.

Lay–lie. *Lay* (principal parts: *lay*, *laid*, *laid*, *laying*) means “to put” or “to place.” This verb requires an object to complete its meaning.

Please *lay* the boxes on the pallets with extreme care.

I *laid* the message right on your desk.

I *had laid* two other notes there yesterday.

He *is* always *laying* the blame on his assistants. (Putting the blame.)

The dress *was laid* in the box. (A passive construction implying that someone *laid* the dress in the box.)

Lie (principal parts: *lie*, *lay*, *lain*, *lying*) means “to recline, rest, or stay” or “to take a position of rest.” It refers to a person or thing as either assuming or being in a reclining position. This verb cannot take an object.

Now he *lies* in bed most of the day.

The mountains *lay* before us as we proceeded west.

This letter *has lain* unanswered for two weeks.

Today’s mail *is lying* on the receptionist’s desk.

TEST: In deciding whether to use *lie* or *lay* in a sentence, substitute the word *place*, *placed*, or *placing* (as appropriate) for the word in question. If the substitute fits, the corresponding form of *lay* is correct. If it doesn’t, use the appropriate form of *lie*.

I will (*lie* or *lay*?) down now. (You could not say, “I will *place* down now.” Therefore, write “I will *lie* down now.”)

I (*laid* or *lay*?) the pad on his desk. (“I *placed* the pad on his desk” works. Therefore, write “I *laid* the pad on his desk.”)

I (*laid* or *lay*?) awake many nights. (“I *placed* awake” doesn’t work. Write “I *lay* awake.”)

These files have (*laid* or *lain*?) untouched for some time. (“These files have *placed* untouched” does not work. Write “These files have *lain* untouched.”)

He has been (*laying* or *lying*?) down on the job. (“He has been *placing* down on the job” does not work. Write “He has been *lying* down.”)

NOTE: When the verb *lie* means “to tell a falsehood,” it has regularly formed principal parts (*lie*, *lied*, *lied*, *lying*) and is seldom confused with the verbs just described.

Learn–teach. *Learn* (principal parts: *learn*, *learned*, *learned*, *learning*) means “to acquire knowledge.” *Teach* (principal parts: *teach*, *taught*, *taught*, *teaching*) means “to impart knowledge to others.”

I *learned* from a master teacher.

A first-rate instructor *taught* me how.

(**NOT:** I *was learned* by a master teacher.)

I *was taught* by a first-rate instructor.

Leave—let. *Leave* (principal parts: *leave, left, left, leaving*) means “to move away, abandon, or depart.” *Let* (principal parts: *let, let, let, letting*) means “to permit or allow.” **TEST:** In deciding whether to use *let* or *leave*, substitute the appropriate form of *permit*. If *permit* fits, use *let*; if not, use *leave*.

I now *leave* you to your own devices. (Abandon you.)

Mr. Morales *left* on the morning train. (Departed.)

Let me see the last page. (Permit me to see.)

Leave me alone. **OR:** *Let* me alone. (Either is acceptable.)

Lend—loan. Although *lend* and *loan* have long been used as verbs, it is preferable to use *loan* only as a noun.

Hal has asked for a *loan* of \$500, and I'll be glad to *lend* it to him.

(**RATHER THAN:** I'll be glad to *loan* it to him.)

Less—fewer. See *Fewer—less*.

Lie—lay. See *Lay—lie*.

Like—as—as if. *Like* is correctly used as a preposition. Although *like* is also widely used as a conjunction in colloquial speech, use *as*, *as if*, or a similar expression in written material.

We need to hire another person *like* you.

Kate, *like* her predecessor, will have to cope with the problem.

As I told you earlier, we will not reorder for six months.

(**NOT:** *Like* I told you earlier, we will not reorder for six months.)

It looks *like* snow.

It looks *as if* it will snow.

(**NOT:** It looks *like* it will snow.)

Mary looks *like* her mother.

Mary looks *as* her mother did at the same age.

OR: Mary looks *the way* her mother did at the same age.

(**BUT NOT:** Mary looks *like* her mother did at the same age.)

COLLOQUIAL USAGE: Ann Richards, former Governor of Texas, made this observation on the role of women in today's society: “Like we say in Texas, the roosters may crow but the hens deliver the goods.”

NOTE: When using *like* as a preposition, be alert to the possibility that your reader could mistakenly interpret *like* as a verb on first encounter.

CONFUSING: Part of our mission is to make people like lawmakers more sensitive to the needs of those without medical insurance.

CLEAR: Part of our mission is to make lawmakers and others more sensitive to the needs of those without medical insurance.

Like—such as. Although *like* and *such as* are often used interchangeably, there is a real distinction in meaning. Consider these two examples: “companies such as Dell and Cisco” and “companies like Dell and Cisco.” The example using *such as* refers specifically to Dell and Cisco. The example using *like* literally refers to other companies (companies that are like Dell and Cisco but not specifically these two companies themselves). This is a distinction that careful writers will want to observe.

¶ 1101

Literally. This adverb means “actually, truly.” Do not use it in the sense of “almost” to modify a reference to an exaggerated or unreal situation.

NOT: When Jensen got the bill for all the “minor changes” made at the last minute, he *literally* hit the ceiling. (Omit the word *literally* or change it to *almost* unless Jensen actually exploded out of his chair and hit the ceiling headfirst.)

Livid. *Livid* means “pale or ashen,” not “red or flushed with anger.”

Loan-lend. See *Lend-loan*.

Look forward to. In this phrase *to* is a preposition and should be followed by a gerund (a verbal noun ending in *ing*) or some other type of noun. Do not mistake *to* in this phrase for the start of an infinitive to be followed by a verb.

I look forward *to meeting* you next Friday. (*Meeting* is a gerund, serving as the object of the preposition *to*.)

OR: I look forward *to our meeting* next Friday. (*Meeting* here is an ordinary noun, serving as the object of the preposition *to*.)

BUT NOT: I look forward *to meet* you next Friday. (Do not use an infinitive after *look forward*.)

Maiden name. Replace this obsolete term with *birth name* or *original name*.

Majority-plurality. A *majority* means “more than half the total.” A *plurality* means “more than the next highest number (but not more than half).”

Edna Welling received a *majority* of the votes in her district. (She received more than 50 percent of the total votes cast.)

Victor Soros won the election by a *plurality*. (He received 43 percent of the total votes cast; his two opponents received 31 percent and 26 percent respectively.)

Masterly-masterful. *Masterly* means “skillful.” The primary meaning of *masterful* is “domineering, overpowering,” but over the years it has acquired the meaning of “skillful” as well. To avoid ambiguity, use *masterful* only in its primary sense.

Margaret has a *masterly* [skillful] command of grammar, style, and usage.

Shawna is a *masterful* [domineering] presence at any meeting she attends.

May-can (might-could). *May* and *might* imply permission or possibility; *can* and *could*, ability or power.

You *may* send them a dozen cans of paint on trial. (Permission.)

The report *may* (**OR:** *might*) be true. (Possibility.)

Can he present a workable plan? (Has he the ability?)

The CEO *could* change this policy if he wanted to. (Power.)

Please call me if you think I *can* be of any help. (Emphasizes the ability to help.)

Please call me if you think I *may* be of any help. (Emphasizes the possibility of helping.)

NOTE: When it is important to maintain sequence of tenses, use *may* to express the present and *might* to express the past. (See ¶1047.)

I *think* [present] that I *may* go to Australia next winter.

I *thought* [past] that I *might* go to Australia next winter.

Under certain circumstances *may* and *might* convey different meanings. Consider the following examples:

The CFO's reorganization plan *may have saved* the company from bankruptcy. (Other factors may also have contributed to the outcome, but the company is still a going concern.)

The CFO's reorganization plan *might have saved* the company from bankruptcy. (However, the CFO's plan was not implemented, and the company did fail.)

Maybe—may be. *Maybe* is an adverb; *may be* is a verb.

If we don't receive a letter from them today, *maybe* [an adverb meaning "perhaps"] we should give them a call.

Mr. Boston *may be* [a verb] out of town next week.

Media. *Media*, referring to various channels of communication and advertising, is a plural noun. *Medium* is the singular.

NOTE: Under special circumstances *media* may be considered a singular noun. (See ¶1018c.)

More. In some sentences it may not be clear whether *more* is being used to form the comparative degree of an adjective (for example, *more experienced*) or is being used as an adjective meaning "a greater number of." In such cases reword to avoid confusion.

CONFUSING: We need to hire more experienced workers. (A greater number of experienced workers? Or workers who are more experienced than those now on staff?)

CLEAR: We need to hire a greater number of experienced workers.

CLEAR: We need to hire workers who are more experienced.

➤ *For a usage note on fewer-less see page 326.*

More important—more importantly. *More important* is often used as a short form for "what is more important," especially at the beginning of a sentence. *More importantly* means "in a more important manner."

More important, we need to establish a line of credit very quickly. (What is more important.)

The incident was treated *more importantly* than it deserved. (In a more important manner.)

More than—over. Either *more than* or *over* may be used before numbers, but *more than* is preferable in formal writing.

Our fall catalog brought in *more than* \$400,000 in sales.

How could you lose *over* \$80,000 in the stock market?

In some situations—especially involving age—*more than* is not appropriate.

These provisions apply only to people *over* 50.

In all cases, choose the form that sounds more natural.

Most. Do not use *most* for *almost*.

Almost all the money is gone.

OR: *Most of* the money is gone.

(BUT NOT: *Most all of* the money is gone.)

Nobody—no body

There was *nobody* [no person] at the information desk when I arrived.

No body [no group] of employees is more cooperative than yours. (Spell *no body* as two words when it is followed by *of*. See also ¶1010.)

None—no one. See ¶1013.

Not so . . . as. See *As . . . as—not so . . . as*.

Notoriety—celebrity. See *Celebrity—notoriety*.

Number. See *Amount—number*.

Of—a. See *A—of*.

¶1101

Of–have. Do not use *of* instead of *have* in verb forms. The correct forms are *could have*, *would have*, *should have*, *might have*, *may have*, *must have*, *ought to have*, and so forth.

What *could have* happened? **NOT:** What could of happened?

Off. Do not use *off of* or *off from* in place of *off*. (See also ¶1078.)

The papers fell *off* the desk. **NOT:** off of the desk.)

Off–from. See *From–off*.

On–onto–on to

It's dangerous to drive *on* the shoulder. (*On* is a preposition that implies movement over)

He lost control of the car and drove *onto* the sidewalk. (*Onto* is a preposition that implies movement toward and then over)

She then went *on to* tell about her experiences in Asia (*On* is part of the verb phrase *went on*, *to* is part of the infinitive *to tell*)

Let's go *on to* the next problem, which runs *on to* the next page. (*Go on* and *runs on* are verb phrases followed by the preposition *to*)

First, log *on to* the Internet. (*On* is part of the verb phrase *log on*, *to* is a preposition)

Our new marketing campaign is off to a fast start! *Hold on to* your hats!

It's time to stop arguing about this point and *move on* to other matters.

On–upon–up on

His statements were based *on* [**OR:** *upon*] experimental data. (*On* and *upon* are interchangeable)

Please follow *up on* the case (*Up* is part of the verb phrase *follow up*, *on* is a preposition)

The district attorney's whole case hangs *on* [**OR:** *upon*] the testimony of one witness.

Don't let yourself get hung *up on* a small detail like that. (*Up* is part of the verb phrase *hung up*, *on* is a preposition.)

On account of. See *Due to–because of–on account of*.

On behalf of–in behalf of. See *In behalf of–on behalf of*.

One another–each other. See *Each other–one another*.

Only. The adverb *only* can be negative in meaning. Therefore, do not use another negative with it unless you want a positive meaning. (See ¶1072.)

I use this letterhead *only* for formal matters (I do not use this letterhead for anything else)

BUT: I do not use this letterhead *only* for formal matters (I use it for other things too)

Opposite. When used as a noun, *opposite* is followed by *of*.

Her opinion is the *opposite* of mine

In other uses, *opposite* is followed by *to* or *from* or by no preposition at all.

Her opinion is *opposite to* [**OR:** *from* mine] She lives *opposite* the school

Over–more than. See *More than–over*.

Parameter. This technical term has now acquired two meanings in general usage. It may refer to a variable factor, the value of which has to be established in specific calculations.

With these basic formulas, you can change a *parameter*. **OR:** any of these *parameters* immediately see the effect on the bottom line

The plural form, *parameters*, can also mean "limits, boundaries."

We must establish the *parameters* of this research project before we can draw up detailed plans

Party-people. See *Individual-party-person-people*.

Per-a. *Per*, a Latin word, is often used to mean “by the,” as in *28 miles per gallon (mpg)* or *55 miles per hour (mph)*. Whenever possible, substitute *a* or *an*; for example, *at the rate of \$8 an hour, 75 cents a liter*. *Per* must be retained, of course, in Latin phrases—for example, *per diem* (by the day) **OR**: *per capita* (for each person; literally, by the head).

NOTE: Do not use *per* or *as per* in the sense of “according to” or “in accordance with.”

We are sending you the samples *you requested*. (**NOT:** *as per* your request.)

Percent-percentage. In ordinary usage, *percent* should always be accompanied by a number; for example, *20 percent, 0.5 percent, 150 percent*. In a table, a column of figures representing percentages may be headed *Percent of Total* or something comparable. In all other cases, use the term *percentage*.

A large *percentage* of the calls we got yesterday came from customers who misread our ad. (**NOT:** A large *percent* of the calls . . .)

What *percentage* of our subscribers are in the 30-49 age group? (See ¶1025.)

NOTE: In the percentage formula used in mathematics (base \times rate = amount), the rate is called a *percent* and the amount is called a *percentage*. Thus you might be asked to calculate the *percentage* when a sales tax of 6 percent (the rate) is applied to a purchase of \$50 (the base). By the same token, you might be asked to calculate the percent (the rate) if you know that a tax of \$5 (the amount, or percentage) has been paid on an order of \$200. Apart from this special context, *percent* and *percentage* should be used as noted above.

Period ended-period ending. When referring to a period of time that is already in the past, write *period ended*. When the period in question has not yet ended, write *period ending*.

Enclosed are the sales figures for the *period ended* June 30. (It is now July.)

Here are my sales projections for the *period ending* December 31. (It is only September.)

Person-people. See *Individual-party-person-people*.

Persuade-convince. See *Convince-persuade*.

Plurality-majority. See *Majority-plurality*.

Plus. *Plus* can be correctly used as a noun, an adjective, or a preposition. However, do not use it as a conjunction (with the sense of “and”).

Your presence at the hearing was a real *plus* for our cause. (*Plus* used correctly as a noun.)

The decision to offer a 10 percent discount on all orders received by June 1 was a *plus* factor in the campaign. (*Plus* used correctly as an adjective.)

Your willingness to innovate *plus* your patient perspective on profits has permitted this company to grow at an astonishing rate. (*Plus* used correctly as a preposition. Note that a *plus* phrase following the subject of a sentence does not affect the number of the verb. See ¶1007.)

BUT NOT: You have always been willing to innovate, *plus* you have been patient about the profits to be derived from the innovations. (Do not use *plus* as a conjunction; use *and* instead.)

Preventive-preventative. Although these words have the same meaning, *preventive* is preferred because it is the shorter form and the one more commonly used.

We need to take some *preventive* [**RATHER THAN:** *preventative*] action before sales drop further.

1101

Principle–principal. The word *principle* can be used only as a noun. It can mean “a basic law or rule” (*a key principle of economics*) or “faithful adherence to a code of ethics” (*a person of principle*). The derivative adjective *principled* also refers to adherence to an ethical code (*a principled politician*).

The word *principal* can serve as a noun or an adjective. As a noun, it may refer to a business owner or a partner (*a principal in the firm*), the head of a school (*appointed principal of Edison Middle School*), or a sum of invested money (*receiving an excellent return on my principal*). As an adjective, *principal* means “the most important” (*my principal reason for quitting, the principal parts of a verb*).

Proved–proven. Use *proven* only as a modifier before a noun. Otherwise, use *proved*.

Here is a *proven* remedy for your condition.

This remedy has *proved* [NOT: proven] to be extremely effective.

Rack–wrack. The words *rack* and *wrack* have been used interchangeably so often in certain contexts that some authorities now regard *wrack* as a spelling variant of *rack*. However, careful writers will want to respect the traditional distinction in usage.

to *rack* one's brains

a storm-*wracked* island

a nerve-*racking* encounter

a business *wracked* by heavy losses

to be *racked* with pain

let the property go to *wrack* and ruin

Raise–rise. *Raise* (principal parts: *raise, raised, raised, raising*) means “to cause to lift” or “to lift something.” This verb requires an object to complete its meaning.

Mr. Pinelli *raises* a good question.

Most growers *have raised* the price of coffee.

We *are raising* money for the United Fund.

Our rent *has been raised*. (A passive construction implying that someone *has raised* the rent.)

Rise (principal parts: *rise, rose, risen, rising*) means “to ascend,” “to move upward by itself,” or “to get up.” This verb cannot be used with an object.

We will have to *rise* to the demands of the occasion.

The sun *rose* at 6:25 this morning.

The river *has risen* to flood level.

The temperature *has been rising* all day.

TEST: Remember, you cannot “rise” anything.

Real–really. *Real* is an adjective; *really*, an adverb. Do not use *real* to modify another adjective; use *very* or *really*.

One taste will tell you these cookies were made with *real* butter. (Adjective.)

We were *really* expecting a lower price from you this year. (Adverb.)

BUT: It was *very* nice **OR:** *really* nice [NOT: real nice] to see you and your family again.

Reason is because. Replace *because* with *that*.

The *reason* for such low sales *is that* [NOT: because] prices are too high.

Refer–allude. See *Allude–refer*.

Reluctant–reticent. *Reluctant* means “disinclined,” “unwilling,” or “hesitant.” *Reticent* means “inclined to be silent.” Although some dictionaries now show *reticent* as a synonym for *reluctant*, careful writers and speakers will avoid this usage.

I *am reluctant* [NOT: reticent] to agree to these changes in the contract.

Phil was *reticent* when you asked what he thought of the CEO's speech.

Retroactive to. After *retroactive* use to (**NOT:** from).

These improvements in benefits under the company dental plan will be *retroactive* to July 1.
(See also ¶1077.)

Rise–raise. See *Raise–rise*.

Said. Avoid the use of *said* or *above* as an adjective (as in *the said document* or *the above document*), especially in legal writing, where this usage still tends to persist. There are a number of alternatives readily at hand. You could write *this document*, *that document*, or *the document cited above*; you could even use a shortened name to refer to the document. (See also *Above*.)

Same. Do not use *same* to refer to a previously mentioned thing.

We are now processing your order and will have *it* ready for you Monday.

(**NOT:** We are now processing your order and will have *same* ready . . .)

Scarcely. The adverb *scarcely* is negative in meaning. To preserve the negative meaning, do not use another negative with it. (See ¶1072 for the placement of *scarcely*.)

I *scarcely* recognized (**NOT:** didn't scarcely recognize) you.

Scots–Scottish–Scotch. To refer to the people of Scotland, use *the Scots* or *the Scottish*. As a general rule, use *Scottish* (rather than *Scotch*) as an adjective; for example, *the Scottish language*, *Scottish weather*, *Scottish culture*. Restrict the use of *Scotch* to well-established expressions; for example, *Scotch egg*, *Scotch pine*, *Scotch tape*, *Scotch terrier*, *Scotch whisky*. (*Whiskey* is normally spelled with an *e*, but the *e* is omitted when the word is preceded by *Scotch*.)

Semiannual. See *Biannual–biennial–semiannual*.

Serve–service. Things can be *serviced*, but people are *served*.

We take great pride in the way we *serve* (**NOT:** service) our clients.

For a small additional charge we will *service* the equipment for a full year.

Set–sit. *Set* (principal parts: *set, set, set, setting*) means “to place something somewhere”; in this sense, *set* requires an object to complete its meaning. *Sit* (principal parts: *sit, sat, sat, sitting*) means “to be in a position of rest” or “to be seated.” This verb cannot be used with an object. **REMEMBER:** You cannot “sit” anything.

It's important to *set* down your *recollections* while they are still fresh.

I must have dropped my wallet when I *set* my *suitcase* down.

I *have set* my *alarm* for six in the morning.

The crew *was setting* the *stage* for the evening performance.

The date *was set* some time ago. (A passive construction implying that someone *set* the date.)

So here we *sit*, waiting for a decision from top management.

I *sat* next to Ebbetsen at the board meeting.

NOTE: *Set* has a few other meanings in which the verb does not require an object, but these meanings are seldom confused with *sit*.

They *set* out on the trip in high spirits.

The sun *set* at 5:34 p.m. Wednesday.

Allow a full hour for the mixture to *set*.

Sex–gender. See *Gender–sex*.

¶1101

Shall-will. The helping verb *shall* has given way to the verb *will* in all but the most formal writing and speech. The following rules reflect both ordinary and formal usage.

a. To express simple future time:

- (1) In *ordinary* circumstances use *will* with all three persons.

I [OR: *we*] *will* be glad to help you plan the program

You will want to study these recommendations before the meeting

He [OR: *she* *it*, *they*] *will* arrive tomorrow morning

- (2) In *formal* circumstances use *shall* with the first person (*I*, *we*) and *will* with the second and third persons (*you*, *he*, *she*, *it*, *they*).

I [OR: *we*] *shall* be glad to answer all inquiries promptly

You will meet the McGinneses at the reception this evening.

They [OR: *he* *she*] *will* not find the trip too tiring

b. To indicate *determination*, *promise*, *desire*, *choice*, or *threat*:

- (1) In *ordinary* circumstances use *will* with all three persons.

- (2) In *formal* circumstances use *will* for the first person (*I*, *we*) and *shall* for the second and third persons (*you*, *he*, *she*, *it*, *they*).

In spite of the risk, *I will* go where I please. (Determination.)

They shall not interfere with my department. (Determination.)

I will send my check by the end of the week (Promise)

We will report you to the authorities if this is true (Threat.)

You shall regret your answer (Threat.)

He shall study or *he shall* leave college (Threat.)

c. To indicate *willingness* (to be willing, to be agreeable to) in both *ordinary* and *formal* circumstances, use *will* with all persons.

Yes *I will* meet you at six o'clock

Should-would. *Should* and *would* follow the same rules as *shall* and *will* (see preceding entry) in expressions of future time, determination, and willingness. The distinctions concerning ordinary and formal usage also apply here.

ORDINARY: *I would* like to hear from you

FORMAL: *I should* like to hear from you

ORDINARY: *We would* be glad to see her

FORMAL: *We should* be glad to see her

ORDINARY: *I would* be pleased to serve on that committee

FORMAL: *I should* be pleased to serve on that committee

a. Always use *should* in all persons to indicate "ought to."

I should study tonight.

You should exert your authority to the manager

He should pay his debts

b. Always use *would* in all persons to indicate customary action.

Every day *I would* swim for an hour

Time would get away from me

She would practice daily after day

c. Use *should* in all three persons to express a condition in an *if* clause.

If I *should* win the prize, I will share it with you.

If you *should* miss the train, please call me collect.

d. Use *would* in all three persons to express willingness in an *if* clause.

If he *would* apply himself, he could win top honors easily.

If you *would* delay your decision, I could offer you more attractive terms.

Since. *Since* has two meanings: it can refer to some point of time in the past, or it can mean “because.”

Since [from the time that] we last talked, I've found a much better job at another company.

Since [because] I will be traveling for the next two weeks, please hold my mail until I return.

Ordinarily, the context makes it clear which meaning is intended, but reword in cases where the use of *since* could cause confusion.

CONFUSING: I've not talked with Rob *since* he got the job that I had hoped to snare for myself. (It is not clear *why* the writer has not talked to Rob. Is it because the writer is suffering from a bad case of envy, or is it simply because Rob is no longer easy to stay in touch with?)

CLEAR: I've not talked with Rob *since* he left the company for another job. As it happens, he got the job that I had hoped to snare for myself.

CLEAR: I've not talked with Rob *since* he left the company, because he got the job that I had hoped to snare for myself.

Sit-set. See *Set-sit*.

So-so that. *So* as a conjunction means “therefore”; *so that* means “in order that.”

The work is now finished, *so* you can all go home. (See also ¶179.)

Please finish what you are doing *so that* we can all go home.

Someday-some day

Please set up a meeting with Al and Jerry *someday* [on an unspecified day] next week.

BUT: Please set up a meeting with Al and Jerry *for some day* next week. (Two words when used as the object of a preposition such as *for*.)

Someone-some one. See ¶1010, note.

Sometime-sometimes-some time

The order will be shipped *sometime* [at some unspecified time] next week.

Sometimes [now and then] reports are misleading.

It took me *some time* [a period of time] to complete the job.

I saw him *some time* ago [a long time ago].

NOTE: Spell *some time* as two words when the term follows a preposition.

We will be happy to reconsider your proposal *at some time* in the future.

I've been thinking about retiring *for some time*.

Sort. See *Kind*.

Sort of-kind of. See *Kind of-sort of*.

Such as . . . etc. See *Etc*.

Such as-like. See *Like-such as*.

Supposed to. Be sure to spell *supposed* with a *d*.

Under the circumstances what was I *supposed* to think? (**NOT:** suppose to.)

¶ 1101

Sure–surely. *Sure* is an adjective, *surely* an adverb.

I am *sure* that I did not make that mistake. (Adjective.)

You can *surely* count on our help. (Adverb.)

Do not use *sure* as an adverb; use *surely* or *very*.

I was *very* glad to be of help. (**NOT:** *sure* glad.)

Sure and. In written material use *sure to* in place of the colloquial *sure and*.

Be *sure to* give them my best regards. (**NOT:** Be *sure and* give them my best regards.)

Tack–tact. Use *tack* (**NOT:** *tact*) in the expression *to take a different tack* (meaning “to move in a different direction”). *Tact* means “a considerate way of behaving so as to avoid offending others.”

We may have to take a different *tack* in our negotiations with Firebridge.

Please use a great deal of *tact* when you reply to Korbman’s letter.

Take–bring. See *Bring–take*.

Teach–learn. See *Learn–teach*.

Than–then. *Than* is a conjunction introducing a dependent clause of comparison. *Then* is an adverb meaning “at that time” or “next.”

The compulsory retirement age is higher now *than* it was *then*.

They *then* asserted that they could handle the account better *than* we. (See ¶1057 for the case of pronouns following *than*.)

NOTE: Remember that *then* (like *when*) refers to time.

That. As a subordinating conjunction, *that* links the dependent clause it introduces with the main clause. *That* is often omitted (but understood).

We realize *that* our bargaining position is not a strong one.

OR: We realize our bargaining position is not a strong one.

However, under certain circumstances *that* should not be omitted:

a. When the word or phrase following *that* could be misread as the object of the verb in the main clause.

NOT: I heard your speech next Wednesday had to be rescheduled.

BUT: I heard *that* your speech next Wednesday had to be rescheduled.

b. When *that* introduces two or more parallel clauses.

NOT: Hilary said she had narrowed the applicants for the job down to three people and *that* she would announce her choice by this Friday.

BUT: Hilary said *that* she had narrowed the applicants for the job down to three people and *that* she would announce her choice by this Friday.

c. When an introductory or interrupting element comes between *that* and the subject of the dependent clause.

NOT: I think whenever possible, you should consult everyone involved before making your decision.

BUT: I think *that* whenever possible, you should consult everyone involved before making your decision. (See ¶130d.)

NOTE: If you are in doubt, do not omit *that*.

That–where. See *Where–that*.

That–which–who. See ¶1062.

¶1101

Therefore. Beginning a sentence with *therefore* is now considered perfectly acceptable. *Therefore* (like other transitional expressions, such as *however* and *moreover*) helps readers relate the thought being introduced to the thought that went before. Many readers find it more helpful if they encounter the transitional expression at the beginning of the sentence. In that way they can tell from the outset the direction in which the new sentence is proceeding. (See also *However*.) Compare these examples:

When you are addressing a request to someone who reports to you you expect that person to comply. A period can be properly used *therefore*, to punctuate such requests. Since most people prefer to be asked to do something rather than be told to do it, *however* a question mark establishes a nicer tone and often gets better results.

When you are addressing a request to someone who reports to you you expect that person to comply. *Therefore*, a period can properly be used to punctuate such requests. *However*, since most people prefer to be asked to do something rather than be told to do it, a question mark establishes a nicer tone and often gets better results.

In any case, the location of a transitional expression in a sentence must be determined by the individual writer. (For a list of transitional expressions, see ¶138a.)

These sort—these kind. Incorrect; the correct forms are *this sort*, *this kind*, *these sorts*, *these kinds*. (See also *Kind*.)

Titled—entitled. See *Entitled titled*.

Together. See *Both alike—both equal—both together*.

Toward—towards. Both forms are correct, but *toward* is more common in U.S. usage.

Try and. In written material use *try to* rather than the colloquial *try and*.

Please *try to* be here on time. (NOT: Please *try and* be here on time.)

Type. See *Kind*.

Type—key. The verb *type* has traditionally been used to refer to actions performed on a typewriter keyboard. The verb *key* was originally introduced to refer to actions performed on a computer keyboard. However, *type* has supplanted *key* in many software manuals and even appears in screen displays.

Uninterested—disinterested. See *Disinterested—uninterested*.

Unique. Do not use *unique* in the sense of “unusual.” A unique thing is one of a kind. (See ¶1071f.)

Up. Many verbs (for example, *end*, *rest*, *lift*, *connect*, *join*, *hurry*, *settle*, *burn*, *drink*, *eat*) contain the idea of “up”; therefore, the adverb *up* is unnecessary. In the following sentences, *up* should be omitted.

You need to rest *up* for a bit.

Save \$50 if you join *(up now)*

Let's divide *up* the workload.

I will call him *(up tomorrow)*

Upon—up on. See *On—upon—up on*.

Used to. As a general rule, be sure to spell *used* with a *d*.

Ma *a used to* live in Phoenix. OR: Marcia *used to* live in Phoenix, didn't she?

RECEPTION: Marcia *didn't use to* live in Phoenix. OR: *Didn't* Marcia *use to* live in Phoenix?

However, drop the *d* in these expressions—*did use to* and *didn't use to*—as in the example directly above. Reason: A helping verb (in this case, *did* or *didn't*) should be followed by an infinitive (in this case, *use*) rather than a past tense form (*used*).

¶ 1101

To better understand this principle, consider another example, where *want* takes the place of *used* or *use*:

Marcia *didn't want* to live in Phoenix. (**NOT:** *didn't wanted*.)

As an alternative to these subtle distinctions, reword to avoid *used to* or *didn't use to* altogether.

Marcia *formerly lived* in Phoenix. **OR:** Marcia lived in Phoenix *some time ago*.

Did Marcia *ever live* in Phoenix? **OR:** Marcia *never lived* in Phoenix, did she?

Verbal. The word *verbal* can often cause confusion because it means “expressed in words” as well as “oral, not written.” Reword as necessary to make your meaning clear.

AMBIGUOUS: How would you rate Sid's *verbal* skills?

CLEAR: How would you rate Sid's ability to express himself in words?

CLEAR: How would you rate Sid's ability to express himself orally?

CLEAR: How would you rate Sid's ability to express himself in speech and writing?

Avoid expressions such as *verbal contracts* unless you are sure your audience knows that these are *oral agreements*.

Very. This adverb can be used to modify an adjective, another adverb, a present participle, or a “descriptive” past participle.

We are *very happy* with the outcome. (Modifying an adjective.)

This finish dries *very quickly*. (Modifying an adverb.)

It was a *very disappointing* showing. (Modifying a present participle.)

I was *very pleased* with the pictures. (Modifying a descriptive past participle.)

When the past participle expresses action rather than description, insert an adverb like *much* after *very*.

They are *very much opposed* to your plan. (*Opposed* is part of the complete verb *are opposed* and expresses action rather than description.)

(**NOT:** They are *very opposed* to your plan.)

Vicious circle. The correct form is *vicious circle* (**NOT:** vicious cycle).

Ways. Do not use *ways* for *way* in referring to distance. For example, “I live a short *way* [**NOT:** ways] from here.”

Well-good. See *Good-well*.

Whatever-what ever.

You may write on *whatever* [any] topic you wish.

What ever made you think that was true? (*Ever* is an adverb here.)

Where-that. Do not use *where* in place of *that*.

I saw in yesterday's paper *that* Schuster's had decided to close its midtown store.

(**NOT:** I saw in yesterday's paper *where* Schuster's had decided to close its midtown store.)

Whether-if. See *If-whether*.

Which. Traditionally, the use of *which* to refer to a previous clause in a sentence has been frowned upon, but it is now considered acceptable if it is not overdone.

Nick Farnsworth promised to forward my movie script to his own agent, *which he did*. (Here *which* refers to the entire main clause in the sentence.)

Avoid this usage when simpler means of expression are readily available.

AVOID: Some legal writing will not be comprehensible to people without legal training, *which is to say, it may refer to legal principles unfamiliar to lay readers.*

BETTER: Some legal writing will not be comprehensible to people without legal training, *that is to say, it may refer to legal principles unfamiliar to lay readers.*

While. *While* has two meanings: “during the time that” and “although.”

While [during the time that] Sam was here as a summer intern, he did a great job in cleaning up our mailing lists

While [although] I understand your objections, I feel that I must proceed as I had planned.

Ordinarily, the context makes it clear which meaning is intended, but reword in cases where the use of *while* could cause confusion.

Who-which-that. See ¶1062.

Who-whom. See ¶1061.

Whoever-who ever. See ¶1061.

Whoever [anyone who] made such a statement should be fired.

Who ever made such a statement? (*Ever* is an adverb here.)

Will-shall. See *Shall-will*.

Wise. Avoid the temptation to coin new words by attaching the suffix *wise* to various nouns. (Stylewise, it’s considered bad form.)

NOT: *Costwise*, we’re already 20 percent over budget.

BUT: We’re already 20 percent over budget on costs.

NOT: *Sizewise*, what comes after extra large? Gross? (Even when used in a conscious attempt at humor, the approach leaves much to be desired. Once again, avoid the temptation.)

BUT: *In terms of size*, what comes after extra large? Gross?

NOTE: A number of words ending in *wise* are quite acceptable. For example:

clockwise	crosswise	lengthwise	otherwise
counterclockwise	edgewise	likewise	sidewise

In the examples above, *wise* is a suffix meaning “with regard to” or “in the manner of.” *Wise* (in the sense of “knowledgeable about”) is also used in compound adjectives like these:

penny-wise	weather-wise	worldly-wise	streetwise
------------	--------------	--------------	------------

Such words are also quite acceptable.

Would-should. See *Should-would*.

Would have. Note that the second word in this verb phrase is *have*. (The form *would of* is wrong.)

I myself *would have* [NOT: *would of*] taken a different tack.

In a clause beginning with *if*, do not use *would have* in place of *had*.

If you *had* come early you could have talked with Dr. Fernandez yourself

(NOT: If you *would have* come early, you could have talked with Dr. Fernandez yourself.)

Wrack-rack. See *Rack-wrack*.

Part

2

Techniques and Formats

Section 12.	Editing and Proofreading.	348
Section 13.	Letters, Memos, and E-Mail.	360
Section 14.	Reports and Manuscripts.	442
Section 15.	Notes and Bibliographies.	474
Section 16.	Tables.	508
Section 17.	Other Business Documents	539
Section 18.	Forms of Address	577

Section 12

Editing and Proofreading

Editing and Proofreading Guidelines (§§1201–1206)

The Editing and Proofreading Process (§1201)

What to Look For When Proofreading (§1202)

What to Look For When Editing (§1203)

Editing and Proofreading at the Computer (§1204)

Using a Spell Checker and a Grammar Checker (§1205)

Proofreaders' Marks (§1206)

Editing and Proofreading Guidelines

In the traditional business world, *editing* and *proofreading* have been considered activities quite distinct from the act of *composing* (whether letters, reports, or some other documents). In this environment one person composes the document—either in the form of a written draft in the form of dictated material—and someone else assumes the responsibility for editing and proofreading the material and producing the final document. Although this separation of responsibilities still exists in many offices, only higher-level executives typically continue to enjoy this arrangement.

In the modern business world, the widespread use of computers has greatly affected the way in which documents are prepared and produced. Many people are now responsible both for composing and for producing the final document themselves. In this new environment editing and proofreading become fully integrated into the overall writing process.

Individuals approach the writing process in different ways. Some begin by planning what they want to say in the form of an outline (see §§1718–1723). Then, on the basis of this outline, they compose a first draft of the document. Many other people find it difficult to plan and outline before they begin to write. For such people the first stage of writing is the means by which they discover what they are trying to say. They typically begin by jotting their thoughts down in random order, knowing that the result of this first effort may literally be a mess that needs to be cleaned up. (They may even find it helpful to pretend that someone else has created the mess that they are about to clean up.) People who are paralyzed by the sight of a blank screen or a blank sheet of paper find it comforting to begin the *serious* job of writing by starting with a copy of an existing document and adapting it to fit the current situation.

However writers arrive at a first draft—whether through careful planning and outlining or by means of a random outpouring of thoughts—they must now apply editing techniques to the writing process in order to determine (1) what material to add or leave out, (2) how to organize the material that remains, and (3) how to adjust the wording so as to achieve their objective. As they edit, they must also correct any problems they encounter in grammar,

usage, and style. And as they go through one or more additional drafts, they must also apply proofreading techniques to confirm that each draft accurately presents the material in the form that was intended. When writers proceed in this way, editing and proofreading become totally integrated in the writing process almost from the very beginning.

Whether you are working on material composed by someone else or you are responsible for all phases of the writing process, the following guidelines on editing and proofreading should help you achieve a higher level of quality in the documents you produce.

The Editing and Proofreading Process

1201 a. *Proofreading* is the process by which you look at copy that you or someone else has written and confirm that this version faithfully reproduces the original material in the intended form. If the copy deviates in any way from the original, you have to mark it for correction. Once the corrections are made, you have to read the copy again to ensure that everything is now as it should be.

NOTE: Ordinarily, one person can handle the task of comparing the copy against the original and noting any necessary corrections. However, if the material is complex or involves many statistics or formulas, it is wise for two people to share the proofreading function: one (known as the *copyholder*) reads the original material aloud and also indicates the intended punctuation, capitalization, and paragraphing, as well as other significant details of style and format, while the other person (the *proofreader*) examines the copy closely to ensure that everything appears as it ought to.

- b. *Editing* is the process by which you look at material that you or someone else has written and evaluate it on its own terms (either in its original form or at a later stage). You question the material on the grounds of accuracy, clarity, coherence, consistency, and effectiveness. If you have drafted the material yourself, you may have to revise it several times in order to resolve all the problems you find. If you encounter problems while editing material that someone else has written, you resolve the ones you are equipped and authorized to handle. You refer the other problems (with suggestions for changes when possible) to the author of the original material, who will then decide how to resolve these problems.
- c. If you encounter a set of figures as a proofreader, your responsibility—strictly speaking—is only to ensure that the figures on the copy agree with the corresponding figures in the original. However, as an editor, you may question whether the figures in the original are correct as given or even the best figures that might be supplied. By the same token, if you examine text material as a proofreader, your only responsibility is to confirm that the copy agrees with the original in wording, style, and format. However, as an editor, you might question—and change—the wording, the format, and the style in the interests of accuracy, clarity, coherence, consistency, and effectiveness.
- d. Many people often function simultaneously as editors and proofreaders without realizing that they are operating at two levels—one essentially *mechanical* (checking for similarities and differences) and the other essentially *analytical* and *judgmental* (looking for problems and solving them). Ideally, editing should be done on the original material so that all problems of substance, grammar, style, and format are resolved before a copy is executed in final form. However, it would

¶1202

be a mistake to read the final copy merely as a mechanical proofreader, assuming that the original is perfect and that you only need to look for places where the copy deviates from the original. On the chance that problems may have gone undetected in the earlier editing, you need to read the final copy in that challenging, questioning way that distinguishes editing from simple proofreading. You may be able to edit and proofread at the same time, or you may need to make several readings, focusing each time on different things. The following paragraphs (¶1202–1203) will suggest the kinds of things you should be looking for when you proofread and edit. As you review these suggestions, keep in mind that a sharp eye and sound judgment are essential elements in this process.

What to Look For When Proofreading

1202 When *proofreading* a document, be especially watchful for the following types of mistakes.

- a. Repeated words (or parts of words), especially at the end of one line and the beginning of the next. (Your spell checker will usually point out this kind of error.)

What are the chances of your
your coming to see us some-
time this summer?

I have been awaiting some indi-
ndication of a willingness to
compromise.

I can help you in the event
in the event you have more
work than you can handle.

We are looking forward to the
to the reception you are plan-
ning for the Lockwoods.

- b. Substitutions and omissions, especially those that change the meaning.

Original Material

We offer a full range of goods
and services.

The court has ruled that this
transaction is not legal.

In my opinion, there is no
reason to suspect Fred.

I hereby agree to pay you
\$87.50 in full settlement
of your claim.

Tom has probably reached
the acme of his career.

The board has decided to
install metal detectors in
all the schools

Ron's test scores ranked near
the bottom

Erroneous Copy

We offer a full range of goofs
and services.

The court has ruled that this
transaction is now legal.

In my opinion, there is
reason to suspect Fred.

I hereby agree to pay you
\$8750 in full settlement
of your claim.

Tom has probably reached
the acne of his career

The board has decided to
install mental detectors in
all the schools

Ron's test scores tanked near
the bottom.

Original Material

Louise had a great time until the money in her trust fund ran out.

I would like to apply for a part-time position.

You need to consult the Uniform Gift to Minors Act.

I felt that Kurt's criticism of my tennis game was undeserved.

Who told you that—Bill?

When provoked, Gail has been known to turn violent.

All of Trent's actions reflect his strong, upright character.

We want our managers to live in the communities where our plants are located.

He is quite proud of his beef stomach.

The company needs a good turnaround strategy, but what that will be is still undetermined.

My son was ticketed yesterday for reckless driving.

I'll gladly give you the job if you'll do it in a week and if you'll reduce your price by \$200.

Erroneous Copy

Louise had a great time until the money in her trust fund ran out.

I would like to apply for a party-time position.

You need to consult the Uninformed Gift to Minors Act.

I felt that Kurt's criticism of my tennis game was underserved.

Who told you that—Bill?

When provoked, Gail has been known to turn violet.

All of Trent's actions reflect his strong, upright character.

We want our managers to live in the communities where our plants are located.

He is quite proud of his beef stomach.

The company needs a good turnaround strategy, but what that will be is still undermined.

My son was ticketed yesterday for reckless driving.

I'll gladly give you the job if you'll reduce your price by \$200.

c. Errors in copying key data.

	Original Material	Erroneous Copy
NAMES:	Kath l ne Ann Jorgens n	Kath l ne Ann Jorgens n
	The John h Hopkins University	The John h Hopkins University
TITLES:	M r. Margaret A. Keil e	M r. Margaret A. Keil e
ADDRESSES:	1840 Vauxhal Road Union NJ 07003	140 Vauxhall Road Union NJ 07003
DATES:	October 2, 09	October 2, 09
PHONE NOS.:	41-555-1503	41-555-1513

Continued on page 352

¶ 1202

	Original Material	Erroneous Copy
AMOUNTS OF MONEY:	\$83,454,000,000	\$38,454,000
DECIMALS:	sales fell 5.2 percent	sales fell 52 percent
CLOCK TIME:	arrive at 4:15 p.m.	arrive at 4:51 p.m.
PERIODS OF TIME:	boil for 7 minutes	boil for 20 minutes

NOTE: Proofread addresses carefully, especially place names. An error in a single keystroke could create confusion, especially when cities with the same names are located in different states. (See also ¶1333a.)

Aberdeen, MD	Aberdeen, MS	Canton, MI	Canton, MO
Auburn, ME	Auburn, NE	China, ME	China, MI
Berlin, NH	Berlin, NJ	Kearney, NJ	Kearney, NE
Bloomington, IL	Bloomington, IN	Las Vegas, NV	Las Vegas, NM
Bristol, MA	Bristol, ME	Memphis, TN	Memphis, TX
Brunswick, MD	Brunswick, ME	Rockford, IL	Rockford, IA

- d. Transpositions in letters, numbers, and words as well as other typographical errors. (These are the kinds of mistakes a spell checker usually does not catch.)

Original Material	Erroneous Copy
Paula has earned a black belt in martial arts.	Paula has earned a black belt in marital arts.
Don had to struggle on the court yesterday to eke out a victory.	Don had to struggle on the court yesterday to eek out a victory.
Ruth's a shoo-in for the job of executive vice president.	Ruth's a shoe-in for the job of executive vice president.
Harley is one politician who has good moral values.	Harley is one politician who has good moral valves.
Everything Dale touches turns to gold.	Everything Dale touches turns to golf.
I'll buy two boats this May.	I'll buy tow boats this May.
a process of trial and error	a process of trail and error
Paul is a leader in today's world of public relations.	Paul is a leader in toady's world of public relations.
We'll need 82 binders for the seminar beginning July 12.	We'll need 28 binders for the seminar beginning July 21.
Capitalize the first letter ² of each word.	Capitalize the first word of each lette ² .

¶ 1203

- e. Errors in spacing and inconsistencies in format (for example, indenting some paragraphs but not others, leaving too little or too much space between words or after punctuation, improperly aligning lines).

Original Material

Dear Mrs. Neilson:

Thank you for your letter of April 24. Let me try to answer each of the questions you raised.

First, we do not sell the components separately; they only come packaged as a set.

Erroneous Copy

Dear Mrs. Neilson:

Thankyou for your letter of April 24. Let me try to answer each of the questions you raised.

First,we do not sell the components separately; they only come pack aged as a set.

NOTE: As a final step in proofreading, check the appearance of the document. Is the document printed clearly? Are there any smudges or marks that need to be cleaned up? Is it properly aligned on the page? Does each page as a whole look attractive? Apply standards that are appropriate for the occasion. Documents prepared for higher management and for clients or customers of your organization should meet the highest standards of appearance. On the other hand, manuscripts, drafts, and even rush memos to coworkers can be sent forward with minor corrections neatly inserted by hand. Naturally, if you are using a computer, you can make the corrections and quickly obtain a clean (and correct) page. (See ¶¶1203–1204.)

What to Look For When Editing

1203 When *editing* a document at any stage in the writing process, consider the material in light of the following factors.

- For an explanation of the proofreaders' marks used to indicate the necessary corrections in the following examples, see ¶1206 and the charts on pages 358–359.
- a. Check for errors in *spelling* (see Section 7). Give special attention to compound words (see Section 8) and words that have plural or possessive endings (see Section 6). When the material is in its final form, confirm the correctness of all word divisions (see Section 9).

We had a similar breakdown in communications last May when a high-level executive failed to inform us that the corporation's attorneys had advised against its proceeding with merger negotiations. However, that was only the tip of the iceberg.

NOTE: Use a spell checker if you have one. However, since spell checkers are not infallible, keep an up-to-date dictionary at hand.

Continued on page 354

¶ 1203

- b. Make sure that every necessary mark of *punctuation* is correctly inserted. (See Sections 1 and 2.)

How do you account for the fact that [✓] whenever we are about to launch a new product, [✓] the company cuts the marketing dollars we need to promote the product? [?]

- c. Inspect the material for possible errors in *capitalization*, *number*, and *abbreviation style*. (See Sections 3, 4, and 5.)

Please be sure to attend the ^Managers' meeting scheduled for ⁹⁰June ^{4th} at ³three p.m. There will be ⁵announcements of special interest.

- d. Correct any errors in *grammar* and *usage*. (See Sections 10 and 11.)

Everyone of the sales representatives [#] ~~have~~ ^{has} made ^{fewer} ~~less~~ calls in the past six months ^a ~~then they did~~ in the previous six-month period.

- e. Be on the lookout for *inconsistencies in the wording* of the document. If you are editing someone else's material, resolve any problems that you can and refer the rest to the author of the original material.

When I met with you, Harry Mills, and Paula Fierro on May 8, we agreed that . . .

Ed: Wasn't Paula at the 5/8 meeting?

I think that you ought to fill Paula Fierro in on what happened at our May 8 meeting and get her thoughts about how we ought to proceed.

NOTE: Be especially alert to wording that conveys a meaning you did not intend.

BAD: We take pride in offering excellent food and service every day except Sunday. (Does this mean that on Sundays the food and service are perfectly dreadful?)

BETTER: We take pride in offering excellent food and service. We are open every day except Sunday.

BAD: To enjoy our specially priced preheater menu, you must be seated by 6 p.m. Remember, the early bird gets the worm. (Does the menu offer anything more appetizing?)

BETTER: To enjoy our specially priced preheater menu, you must be seated by 6 p.m. Please try to come earlier if you can.

- f. Also look out for *inconsistencies in format*. Make sure that comparable elements in the document (for example, text, titles, headings, displayed extracts, and

numbered or bulleted lists) have been treated the same way in terms of typeface, type size, placement, and so on.

- g. Look for problems in *organization* and *writing style*. The material could be entirely correct in terms of grammar, style, and usage, but it could still contain unclear or repetitive wording, clumsy sentences, a weak organization, or a tone that is not appropriate for the occasion.
- h. Look at the document as a whole from the intended readers' perspective, and consider whether it is likely to accomplish its *objective*. If the document is intended to persuade readers to accept a recommendation that they currently tend to oppose, has the writer (you or someone else) anticipated their objections and dealt with them? Or has the writer ignored the existence of such objections and thereby created the need for a follow-up document—or, what is worse, made it likely that the readers' negative leanings will harden into a flat rejection of the writer's recommendations?

NOTE: If you are editing material you yourself have written, consider all the points noted in ¶1203a–h. However, if you are editing material written by someone else, the extent of your editing will depend on your experience and your relationship with the writer. If you are working for a literate boss, determine whether your boss has any special preferences with regard to matters of style. (What may look like an error to you could be an acceptable practice that you are not familiar with.) On the other hand, a boss who does not pretend to grasp the technical points of style will no doubt welcome your editing for such things as spelling, punctuation, capitalization, grammar, usage, and inconsistencies (see ¶1203a–f).

How much your boss—or anyone else for that matter—will appreciate your comments about the organization, writing style, and effectiveness of the material (see ¶1203g–h) will depend not only on your relationship with the writer but also on the tact with which you make your comments. Do not assume that because you have a close relationship with the writer, you can speak bluntly. Indeed, the closer the relationship, the more tact you may need to exercise.

Editing and Proofreading at the Computer

1204 The computer provides some wonderful enhancements to the editing process. You can insert new copy, kill old copy, rearrange copy as many times as you like, and then print a clean version without any evidence of all the previous changes. Yet in the process of all this electronic "cutting and pasting," you may have failed to remove every bit of the old version you rejected; you may have changed the subject of a sentence from singular to plural without realizing the effect this change would have on the verb; you may even have inserted new copy in the wrong place and thus unintentionally produced pure gibberish. It is imperative, therefore, that you carefully proofread copy that has been rewritten and edited on a computer. Try to catch and correct as many errors as you can when reviewing copy on the screen. However, experienced users report that it is difficult to find every error when proofing on the screen, so give the printout a careful reading as well. In any case, edit the material carefully in light of all the factors noted in ¶1203.

Continued on page 356

¶ 1204

To maximize the benefits from a computer and minimize the drawbacks, follow these guidelines.

- a. If you are composing at the computer, be especially careful when reviewing your work. Experienced writers recognize that when they read what they have written, they have a tendency to see what they intended to write rather than what is actually there. That's why even good writers always need good editors.
- b. If someone else will be editing your material and preparing the final document, you may be tempted to deliver the material (whether on disk or in some other electronic format) in rough, first-draft form and expect the other person to resolve any problems that remain in your material. However, you need to take full responsibility for the document, even though editorial assistance is provided.

NOTE: If you are delivering a rough draft along with specific instructions on how certain material should be handled, write the instructions in the margin and circle them so that they will not be confused with material to be inserted in the text.

- c. If you are typing material from hard copy, first edit it carefully. If someone else wrote the copy, then before you type it, get the writer's help in resolving any questions about content and style that you do not feel equipped or authorized to resolve yourself. By carefully editing this material prior to typing it, you greatly reduce the likelihood of undetected errors in the final document.
- d. If you are transcribing from recorded input, you may have to consider the first version you print as a draft that must be approved by the author.
- e. By the same token, if you receive input on disk or via a modem, you may want to give the person who originated the document a chance to review and alter the document before you undertake the final editing and proofreading.
- f. Before you print the material, run it through the spell checker and the grammar checker and make the necessary corrections. (See ¶1205.) Also scan the material on the screen for any obvious mistakes (such as those noted in ¶¶1202 and 1203), and make the necessary changes.

NOTE: If you have transcribed from recorded dictation, you will have no original copy to proofread against. Moreover, in the act of transcribing, it is easy to misinterpret and mispunctuate words and phrases or to omit them altogether. Therefore, while you should try to identify and correct as many errors on the screen as you can, you need to recognize that the editing you have done at this stage is not likely to be sufficient.

- g. After you print the material, examine it carefully for all types of errors as well as possible instances of inconsistency and incoherence. Make the necessary corrections, and then review the new material—first on the screen and then again on the final printout—to make sure you have not introduced any new errors.

NOTE: If more than one draft is required before you get to the final version, use a header or a footer to identify each succeeding draft by number and, if appropriate, by date and time. This is particularly important when several people are reviewing and commenting on the document. In that way, you can be sure—if further changes are required—that you are making them on the most recent version of the document.

Using a Spell Checker and a Grammar Checker

1205 The easy availability of spell checkers and grammar checkers has lulled many a computer user into a complacent (and false) sense of security. While these are extremely useful tools, they will not detect many types of errors. You will still have to read with a keen eye when you proofread, and you will always have to exercise sound judgment when you edit.

- a. When you use a spell checker, do not assume that it will find all of your errors. If you have mistakenly substituted one correctly spelled word for another, the spell checker will not report this as an error. If you write, “Stella will be included in the ~~bridle~~ party,” the spell checker will not tell you that “~~bridle~~” should be “~~bridal~~.” If you write, “That article has really ~~peaked~~ my interest,” the spell checker will not tell you that “~~peaked~~” should be “~~piqued~~.” And if you should write, “Be sure to ~~ruin~~ this material through the spell checker,” the spell checker will utter no protest.
- b. When you use a grammar checker, do not accept its corrections or suggestions uncritically. Grammar checkers can sometimes provide totally misguided advice. Consider the following examples:

ORIGINAL VERSION:	I was wearing loaferz that day.
SUGGESTED REVISION:	I was a wearing loafer that day.
ORIGINAL VERSION:	Thank you for all you have done to make this achievement possible.
SUGGESTED REVISION:	Thank you for all you has done to make this achievement possible.
ORIGINAL VERSION:	If the next edition of the book is now available, please let me know.
SUGGESTED REVISION:	If the next edition of the book were now available, please let me know.
ORIGINAL VERSION:	Let Claudia herself do the necessary work.
SUGGESTED REVISION:	Let Claudia herself does the necessary work.
ORIGINAL VERSION:	Its time to face the plane truth. (This sentence contains two errors.)
SUGGESTED REVISION:	Fragment (consider revising). (No other suggestions were provided.)
ORIGINAL VERSION:	I would have been totally confused if I did not know the situation as well as I dd .
SUGGESTED REVISION:	I would have been totally confused if I did not know the situation as well as I doed .

Proofreaders' Marks

1206 Whether you are editing or proofreading, use the proofreaders' marks shown on pages 358 and 359 to indicate the corrections that need to be made. Minor variations in the way these marks are formed are unimportant as long as the marks clearly indicate what corrections have to be made.

PROOFREADERS' MARKS

PROOFREADERS' MARK	DRAFT	FINAL COPY
ss☐ Single-space	ss [I have heard he is leaving.	I have heard he is leaving.
ds☐ Double-space	ds [When will you have a decision?	When will you have a decision?
+ l#→ Insert 1 line space	+ l# → Percent of Change 16.25	Percent of Change 16.25
- l#→ Delete (remove) 1 line space	- l# → Northeastern regional sales	Northeastern regional sales
○ Delete space	to gether	together
# Insert space	it may be	It may not be
↗ Move as shown	it is not true	it is true
↔ Transpose	belivable	believable
○ Spell out	is in so 2 years ago 16 Elm St	it is so two years ago 16 Elm Street
^ or ^ Insert a word	How much ^{is} it?	How much is it?
∞ or - Delete a word or a punctuation mark	it may not be true	it may be true
^ or ^ Insert a letter	temper ^a ture	temperature
Ⓟ or ? Delete a letter and close up	commitment to buy ^o	commitment to buy
○ Add on to a word	a real ^{ly} good day	a really good day
∞ or / Change a letter	this super ^s edes	this supersedes
∞ or ^ Change a word	but and if you won't ^{can't}	but if you can't
.... Stet (don't delete)	I was very glad	I was very glad
/ Lowercase a letter (make it a small letter)	Federal Government	federal government
≡ Capitalize	Janet L. greyston	Janet L. Greyston

PROOFREADERS' MARKS (Continued)

PROOFREADERS' MARK	DRAFT	FINAL COPY
✓	Raise above the line	
∧	Drop below the line	
⊙	Insert a period	
↗	Insert a comma	
↘	Insert an apostrophe	
⊕ ⊖	Insert quotation marks	
≡	Insert a hyphen	
—	Insert a one-em dash or change a hyphen to a one-em dash*	
<i>work</i>	Insert italica	
<i>work</i>	Delete italics	
work	Change to boldface	
work	Delete boldface	
<u>work</u>	Change to lightface	
<u>work</u>	Insert underline	
<u>work</u>	Delete underline	
()	Insert parentheses	
¶	Start a new paragraph	
2]	Indent 2 spaces	
1/2]	Indent 0.5 inch	
⌋	Move to the right	
⌈	Move to the left	
⌋⌈	Center	
≡	Align horizontally	
	Align vertically	
	in her new book ²	in her new book ²
	H ₂ SO ₄ [∧]	H ₂ SO ₄
	Mr Henry Grenada	Mr. Henry Grenada
	a large, old house	a large, old house
	my children's car	my children's car
	he wants a loan ^{⊕ ⊖}	he wants a "loan"
	a first-rate job	a first-rate job
	ask the co-owner	ask the co-owner
	Success [—] at least	Success—at least
	Here it is [—] cash	Here it is—cash
	Do it <u>now</u> , Bill	Do it <i>now</i> , Bill
	Do it (now) ^{no ital}	Do it now
	CONFIDENTIAL	CONFIDENTIAL
	Ship by <u>June 1</u> ^{no ital}	Ship by June 1
	Ship by (June 1) ^{no ital}	Ship by June 1
	an issue of <u>Time</u> ^{ital}	an issue of <i>Time</i>
	a <u>very</u> long day	a very long day
	left today (<u>May 3</u>)	left today (May 3)
	¶ If that is so	If that is so
	2] Net investment in tangible assets	Net investment in tangible assets
	1/2] As a general rule, leave a top margin	As a general rule, leave a top margin
	\$38,367,000 [⌋]	\$38,367,000
	⌈ Anyone can win	Anyone can win
	⌋⌈ Table A-15	Table A-15
	≡ Bob Muller	TD Bob Muller
	Jon Peters Ellen Merch	Jon Peters Ellen Merch

*See ¶217d for special proofreaders' marks to signify the use of two-em, three-em, and one-em dashes. See ¶218e-b for the use of two hyphens in place of a one-em dash.

Section 13

Letters, Memos, and E-Mail

Letters (¶¶1301–1366)

Parts of Letters (¶1301)

Establishing a Format (¶1302)

Stationery Sizes (¶1303)

Letter Placement (¶¶1304–1307)

Top Margin (¶1304)

Side Margins (¶1305)

Bottom Margin (¶1306)

Adjusting the Length of a Letter (¶1307)

Punctuation Patterns (¶1308)

Spacing (¶1309)

Letterhead or Return Address (¶¶1310–1312)

Using a Letterhead (¶1310)

Designing a Letterhead (¶1311)

Using a Return Address (¶1312)

Date Line (¶1313)

Personal or Confidential Notation (¶1314)

Reference Notation (¶1315)

Inside Address (¶¶1316–1319)

Letters to an Individual (¶1316)

Letters to an Organization (¶¶1317–1319)

Name of Person and Title (¶¶1320–1324)

In Care of . . . (¶1325)

Name of Organization (¶1326)

Building Name; Room, Suite, or Floor Number (¶1327)

Street Address (¶¶1328–1330)

Box Number (¶1331)

City, State, and ZIP Code (¶¶1332–1335)

International Address (¶1336)

Attention Line (¶1337)

Salutation (¶¶1338–1341)

Subject Line (¶¶1342–1343)

Message (¶¶1344–1345)

Complimentary Closing (¶1346)

Company Signature (¶1347)

Writer's Signature Block (¶¶1348-1354)

Reference Initials (¶1355)

File Name Notation (¶¶1356-1357)

Enclosure Notation (¶1358)

Delivery Notation (¶1359)

Confirmation Notation (¶1360)

Copy Notation (¶¶1361-1364)

Postscript (¶1365)

Continuation Pages (¶1366)

Envelopes (¶¶1367-1370)

Selecting the Right Size (¶1367)

Addressing Envelopes (¶¶1368-1369)

 The Inside-Address Style (¶1368)

 The All-Cap Style (¶1369)

Folding and Inserting Letters (¶1370)

Social-Business Correspondence (¶¶1371-1372)

Memos (¶¶1373-1374)

E-Mail (¶¶1375-1389)

The Nature of E-Mail (¶¶1375-1377)

E-Mail Netiquette (¶1378)

Filling In the Heading (¶¶1379-1380)

 The Recipients (¶1379)

 The Subject Line (¶1380)

Composing the Message (¶¶1381-1384)

 The Salutation (¶1381)

 The Message (¶1382)

 The Closing (¶1383)

 The Writer's Signature Block (¶1384)

Sending Attachments (¶1385)

Responding to Messages (¶¶1386-1387)

Forwarding Messages (¶1388)

Saving Messages (¶1389)

¶ 1301

Section 13 provides guidelines for formatting letters, memos, and e-mail. These guidelines are not intended as inflexible rules. They can—and should—be modified to fit specific occasions as good sense and good taste require.

Letters

Parts of Letters

1301 A business letter has four parts and a variety of features:

Parts	Standard Features	Optional Features
HEADING:	Letterhead or return address (¶¶1310–1312) Date line (¶1313)	Personal or confidential notation (¶1314) Reference notation (¶1315)
OPENING:	Inside address (¶¶1316–1336) Salutation (¶¶1338–1341)	Attention line (¶1337)
BODY:	Message (¶¶1344–1345)	Subject line (¶¶1342–1343)
CLOSING:	Complimentary closing (¶1346) Writer's signature block (¶¶1348–1354) Reference initials (¶1355)	Company signature (¶1347) File name notation (¶¶1356–1357) Enclosure notation (¶1358) Delivery notation (¶1359) Confirmation notation (¶1360) Copy notation (¶¶1361–1364) Postscript (¶1365)

➤ *Each of these features is illustrated in the model letters on pages 366–370.*

Establishing a Format

1302 a. A business letter is usually arranged in one of the following styles:

- (1) **Modified-Block Style—Standard Format.** The date line, the complimentary closing, the company signature, and the writer's identification all begin at center. All other lines begin at the left margin. This style is also referred to simply as the *modified-block style*. (See page 366 for an illustration.)
- (2) **Modified-Block Style—With Indented Paragraphs.** This style is exactly the same as the standard format described in (1) above except for one additional feature: the first line of each paragraph is indented 0.5 inch. This style is also referred to as the *semiblock style*. (See page 368 for an illustration.)
- (3) **Block Style.** All lines typically begin at the left margin. Nothing is indented except for displayed quotations, tables, and similar material. This style is also referred to as the *full-block style*. (See page 369 for an illustration.)
- (4) **Simplified Style.** As in the block style, all lines begin at the left margin. However, the simplified style has these additional features: the salutation is replaced by a subject line in all-caps, the complimentary closing is omitted, the writer's signature block is typed in all-caps on one line, and open punctuation (see ¶1308b) is always used. (See page 370 for an illustration.)

- b. Word processing software typically provides several letter templates that you can choose from. For example, Microsoft Word provides a Professional template that reflects the block style and an Elegant template that reflects the modified-block style with indented paragraphs. The examples below partially illustrate these two templates.

The Professional letter template provided by Microsoft Word reflects the *block style*. See 1302a(3).

Company Name Here

[Click here and type return address]

[Current date will be inserted automatically]

[Click here and type recipient's address]

Dear Sir or Madam:

Type your letter here. For more details on modifying this letter template, double-click . To return to this letter, use the Window menu.

Sincerely,

[Click here and type your name]

[Click here and type job title]


The Elegant letter template provided by Microsoft Word reflects the *modified block style—with indented paragraphs*. See ¶1302a(2). Without the indented paragraphs, this template would reflect the *modified block style—standard format*. See ¶1302a(1).

[CLICK HERE AND TYPE COMPANY NAME]

[Current date will be inserted automatically]

[Click here and type recipient's address]

Dear Sir or Madam

Type your letter here. For more details on modifying this letter template, double-click . To return to this letter, use the Window menu.

Sincerely,

[Click here and type your name]

[Click here and type job title]

¶ 1303

- c. If you want to create your own letter template, Section 13 will provide you with the detailed guidelines you need. Moreover, the illustrations on pages 366–370 will serve as helpful models of all four letter styles identified in ¶1302a.
- d. The illustrations in Section 13 use the following system of notations to indicate how many blank lines to leave between the elements of a letter.

↓ 2x: Space down 2 times to create 1 blank line.

↓ 3x: Space down 3 times to create 2 blank lines.

↓ 6x: Space down 6 times to create 5 blank lines. The illustration on page 366 uses this notation to indicate that one should space down 6 times from the default top margin of 1 inch in order to create the appearance of a 2-inch top margin.

↓ 2 or 3x: Leave 1 or 2 blank lines at this point. The use of only 1 blank line provides a more condensed appearance and is useful when conserving space is an important consideration. The use of 2 blank lines creates a more open appearance and enhances readability. All of the illustrations in Section 13 make use of the 2-blank-line (↓3x) style.

Stationery Sizes

1303 The three sizes of stationery most commonly used are *letter* (also called *standard*), *executive* (also called *monarch*), and *half letter* (also called *baronial*). For more information about stationery sizes, see ¶1305b.

Letter Placement

1304 Top Margin

- a. **First Page.** As a general rule, leave a top margin of about 2 inches; this is the standard top margin for all business documents. To create a 2-inch top margin, space down 6 times from the default top margin of 1 inch. (See the illustration on page 366.)

A one-page letter typed on blank stationery may be centered vertically. (See the illustration on page 368.)

If you are using letterhead stationery, leave at least a 0.5-inch space between the letterhead and the first element to be typed (ordinarily the date line). If the letterhead design is especially deep (as in the illustration on page 369), the use of vertical centering or a 2-inch top margin may not provide an adequate visual break between the letterhead and the date line.

- b. **Continuation Pages.** Use a top margin of about 1 inch on each continuation page of a letter. These pages are always typed on blank stationery (even if the first page is prepared on a printed letterhead). (See ¶1366.)

1305 Side Margins

- a. Determine the default side margins of the word processing software you are using: 1.25 inch for Microsoft Word, 1 inch for WordPerfect. For letter and executive stationery, these default side margins are usually adequate.
- b. Under certain circumstances, you may wish to use wider side margins—whether to lengthen a short letter or to make a letter more attractive or easier to read. The following table shows the extent to which you can widen side margins.

Stationery	Default Side Margins	Longest Text Line	Adjusted Side Margins for Shorter Text Line	Shortest Text Line
Letter (Standard) 8 1/2" x 11"	MS Word: 1.25" WordPerfect: 1"	6" 6.5"	Up to 1.75"	5"
Executive (Monarch) 7 1/4" x 10 1/2"	MS Word: 1.25" WordPerfect: 1"	4.75" 5.25"	Up to 1.5"	4.25"
Half Letter (Baronial) 5 1/2" x 8 1/2"	*	4"	Up to 1"	3.5"

*The default margins for Microsoft Word and WordPerfect are 1.25" and 1" respectively. However, side margins of 0.75" are recommended, providing a text line length of 4".


- c. If you are using letterhead stationery with a column of printed copy running down the left side of the page, set the left margin 0.5 inch to the right of this copy. Set the right margin at a minimum of 1 inch, or simply use the default right margin.
- d. Once you have established the side margins, the number of characters you can fit on a line of text will depend on the font (typeface) and the font size you select. The following chart displays some common fonts in different sizes so that you can see the variation in the number of characters that will fit in a given line.

Common Fonts and Sizes	Characters in 1 Inch	Sample Text (1.5 Inches)
12-point Times New Roman	abcdefghijklm	Now is the time for al
11-point Times New Roman	abcdefghijklmno	Now is the time for all g
10-point Times New Roman	abcdefghijklmnop	Now is the time for all gre
12-point Garamond	abcdefghijklmn	Now is the time for all
11-point Garamond	abcdefghijklmno	Now is the time for all gr
10-point Garamond	abcdefghijklmnop	Now is the time for all grea
12-point Arial	abcdefghijklm	Now is the time for
11-point Arial	abcdefghijklmn	Now is the time for all
10-point Arial	abcdefghijklmno	Now is the time for all gr

NOTE: If the default font of your software looks too small, select a larger size. If the default font is hard to read even when enlarged, choose a different font.

Text continues on page 371

Modified-Block Style—Standard Format

A  **Compudata Consultants Inc.**
 600 East Algonquin Road
 Arlington Heights IL 60005-4332
 Telephone: 847-555-4605
 Fax: 847-555 5236
 Web: www.comp-con.com

B December 4, 2006

C Ms. Susan W. Morales
 2839 Clary Street
 Fort Worth, Texas 76111-4326

D Dear Ms. Morales:

E We were pleased to receive your letter of application for a sales position with Compudata Consultants.

At the moment we do not have an opening in the Fort Worth area, but we do need a field representative who is based in Lubbock and can cover the northwestern part of the state. If you would like to be considered for this position, please complete the enclosed application and return it to me.

As it happens, I will be attending a convention in Fort Worth next month. I would be delighted to meet with you while I'm in town and describe the job that is available.

When you return your completed application, please let me know whether you would be free to meet me at 4 p.m. on Wednesday or Thursday of the first week of January. I look forward to hearing from you.

F Sincerely,

G COMPUTADATA CONSULTANTS INC.

Kenneth R. Willmott

H Kenneth R. Willmott
 National Sales Manager

I bjn
J jobapp6d4
K Enclosure
L By FedEx
M cc: Ms. A. Rossi

HEADING

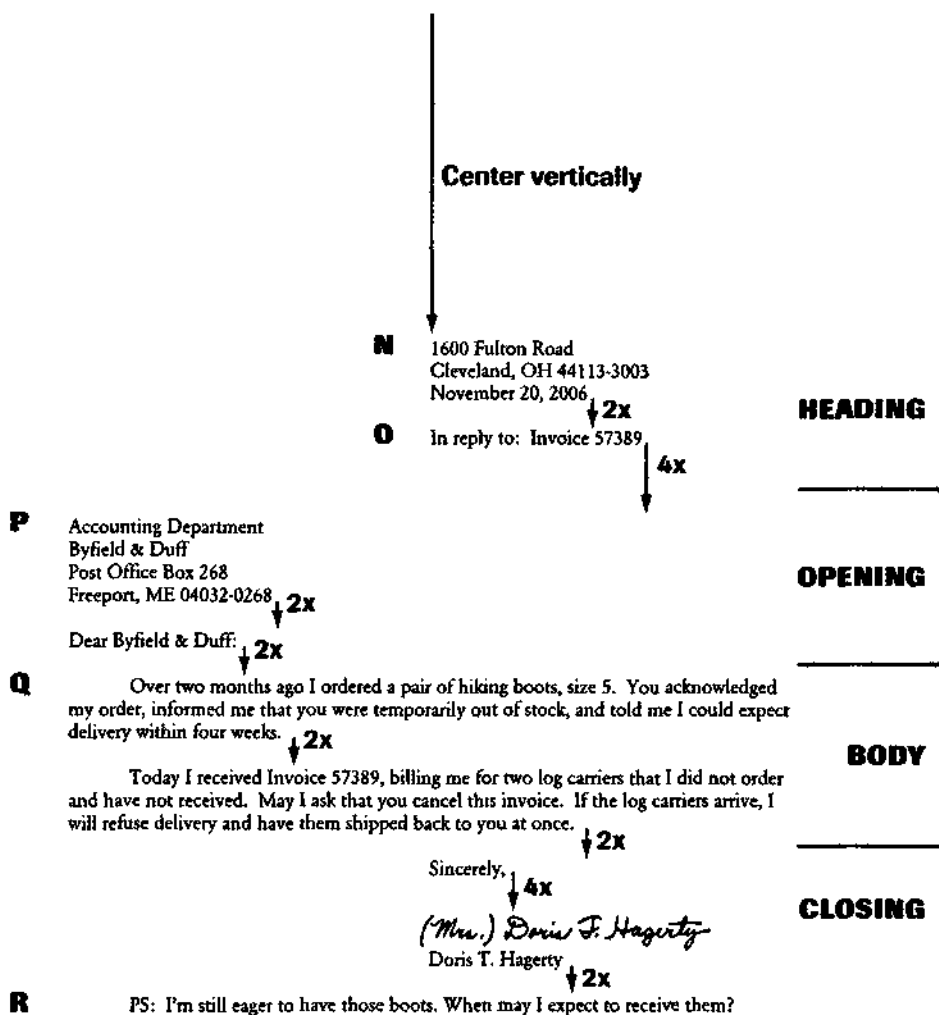
OPENING

BODY

CLOSING

- A Letterhead.** The company's name and address, along with other information (such as a telephone number, a fax number, and a Web address). (See ¶¶1310–1311.)
- B Date Line.** The date (month, day, and year) on which the letter is typed or will be mailed. As a general rule, space down 6 times from the default margin of 1 inch before typing the date line (as in the illustration on page 366). One-page letters may be centered vertically (as in the illustration on page 368); in that case type the date on the first available line. On stationery with a deep letterhead (as in the illustration on page 369), type the date line at least 0.5 inch below the letterhead. (For additional details, see ¶1313d–f.)
- C Inside Address.** The name and address of the person to whom you are writing. (See ¶¶1316–1336.)
- D Salutation.** An opening greeting like *Dear Ms. Morales*. (See ¶¶1338–1341.)
- E Message.** The text of the letter. All paragraphs are typed single-spaced with no indentions. Leave 1 blank line between paragraphs. (See ¶¶1344–1345.)
- F Complimentary Closing.** A parting phrase such as *Sincerely*. (See ¶1346.)
- G Company Signature.** An optional element that indicates the writer is acting on behalf of the company. (See ¶1347.)
- H Writer's Signature Block.** The writer's name and title. (See ¶¶1348–1354.)
- I Reference Initials.** The initials of the typist and sometimes those of the writer as well. Reference initials are not necessary when the writer is also the typist. (See ¶1355.)
- J File Name Notation.** A coded notation that indicates where the document is stored in computer memory. (See ¶¶1356–1357.)
- K Enclosure Notation.** An indication that the letter is accompanied by an enclosure. (See ¶1358.)
- L Delivery Notation.** An indication that the letter is being sent a special way. (See ¶1359.)
- M Copy Notation.** The names of those who will receive copies of this letter. (See ¶¶1361–1364.)

Modified-Block Style—With Indented Paragraphs



N Return Address. The arrangement that is used in a personal-business letter when an individual writes on blank stationery from home. With word processing software, you can transform the return address into a professional-looking letterhead. (See ¶1312.)


O Reference Notation. A filing code used by the writer or the addressee. (See ¶1315.)

P Attention Line. A means of directing the letter to a particular person or a specific department, even though the letter is addressed to an organization as a whole. Traditionally positioned on a separate line below the inside address, the attention line is now positioned as the first line of the inside address (without the word *Attention*) to reflect the recommended format for the mailing address. (See ¶1337.)

Q Paragraph Indentions. Customarily 0.5 inch. (See ¶1344f.)

R Postscript. A device for presenting a final idea or an afterthought. (See ¶1365.)

Block Style



Satellite Traders Inc.
 1500 Balboa Street
 San Francisco, CA 94118-3519
 Phone: +1-415-555-6000 www.sateltrade.com
 Fax: +1-415-555-6143 jpgage@sateltrade.com

John P. Gage
 President
 ↓ 0.5 inch
 October 2, 2007

S CONFIDENTIAL ↓ 2x

↓ 4x

T Mr. Philip Wurtzler Jr.
 Executive Vice President
 Satellite Traders Inc.
 Apartado Aero 11255
 Bogota, D.E.
 COLOMBIA ↓ 2x

U Dear Phil: ↓ 2x

Subject: Your Request for Early Retirement ↓ 2x

V I presented your request to the Board of Directors last Friday. They were entirely sympathetic to your reasons for wanting to take early retirement, but they did express concern over the timing. Al Barnes, in particular, raised the following points in a memo he sent me today. ↓ 2x

Ask Phil to identify people in the Bogota office he considers prospective candidates for his position. Please ask him to spell out their present qualifications and estimate the time it would take to groom any one of these people for his job. ↓ 2x

If you and I can identify at least one qualified candidate acceptable to Al and the other directors, I know they will move quickly to honor your request. ↓ 2x

Sincerely,
 John ↓ 4x

John P. Gage ↓ 2x

npl
 wurtzrp071002
 c. A. J. Barnes
 C. L. Florio
 R. T. Washington

HEADING

OPENING

BODY

CLOSING

➤ For the use of +1 with telephone numbers (as in the letterhead above), see ¶454f.

S Confidential Notation. A note indicating that the letter should be read only by the person addressed. (See ¶1314.)

T International Address. The name of the country typed in all-caps on a line by itself. (See ¶1336.)

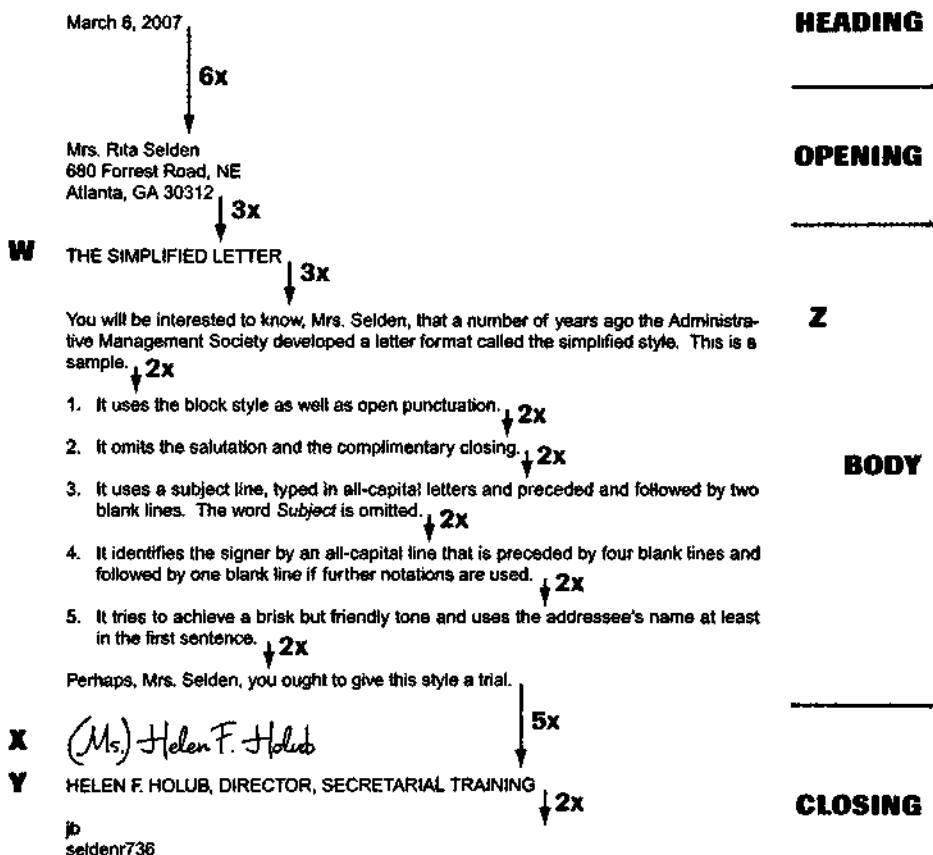
U Subject Line. A means of stating what the letter is about. (See ¶¶1342–1343.)

V Displayed Extract. Copy set off from the rest of the letter for emphasis; indented 0.5 inch from the left and right margins. (See ¶1345a.)

Simplified Style


BTC
Business Training Consultants

 Suite 1401
 8600 Sherwood Avenue
 Minneapolis, MN 55424

 t 612.555.9300
 f 612.555.0492
 e btconsulting@attbi.com


W Subject Line. Replaces the salutation; typed in all-caps on the third line below the inside address. (See also ¶1342.)

X Complimentary Closing. Omitted. (See also ¶1346.)

Y Writer's Signature Block. Typed on one line in all-caps. (See also ¶1349a.)

Z Justified Right Margin. Makes each line in the body of the letter end at the same point. This is an optional feature and may be used with any letter style. (See ¶1344g.)

NOTE: The numbered list in this illustration has been typed with a blank line between items to achieve a more open look. If you use the *numbered list* feature of your word processing program and accept all the defaults, the list will be typed single-spaced. (See ¶1345d for illustrations showing lists typed with and without space between items.)

1306 Bottom Margin

- a. Leave a bottom margin of at least 1 inch. If you are typing a one-page letter that is to be centered vertically, the bottom margin will be automatically established.
- b. If the letter requires more than one page, you may increase the bottom margin on the first page up to 2 inches.
- c. If you are using letterhead stationery with a band of printed copy running across the bottom of the page, leave a minimum margin of 0.5 inch between the last line of text and the band of printed copy.

1307 Adjusting the Length of a Letter

- a. **Lengthening a Short Letter.** To *spread* a short letter (under 8 lines of text) over one page, use any combination of the following techniques:
 - (1) Increase the side margins. (See the table in ¶1305b.)
 - (2) Change the paper size from letter to executive or half letter.
 - (3) Increase the font size or select a font that yields fewer characters to an inch.
 - (4) Insert extra space above the inside address, the signature line, and the reference initials. However, do not use more than twice the recommended space in each case.
- b. **Shortening a Long Letter.** To *condense* a long letter (over 23 lines of text), use any combination of the following techniques:
 - (1) If you have been using wide side margins, reduce them to 1 inch on letter and executive stationery.
 - (2) If you have been using executive or half-letter stationery, change to letter stationery.
 - (3) If a small amount of text carries over to a second page, you may be able to reduce the text to fit on a single page by using the *make-it-fit* or *shrink-to-fit* option in your word processing software. Another option is to use a slightly smaller font or font size that fits more characters on a line. Be sure, however, that after you make such adjustments, the type is still quite readable.
 - (4) Reduce the space between the date and the inside address to 2 blank lines (instead of the customary 3).
 - (5) Reduce the space for the signature from 3 blank lines to 2.

Punctuation Patterns

1308 The message in a business letter is always punctuated with normal punctuation. The other parts may be punctuated according to one of the following patterns:

- a. **Standard (Mixed) Pattern.** Use a colon after the salutation and a comma after the complimentary closing.

NOTE: This is the style most commonly used.

➤ For an example of the standard pattern, see the illustration on the top of page 372.

Continued on page 372

¶ 1309



May 4, 2007

Mr. Bernard Krause Jr.
The Bergen Press Inc.
313 North Street
San Jose, CA 95113

Dear Mr. Krause:

Sincerely,

HUDSON COMPANY

Lee Brower

Lee Brower
Sales Manager

mr
krauseb754
Enclosure
cc: Ms. Loo

- b. Open Pattern.** Use no punctuation at the end of any line outside the body of the letter unless that line ends with an abbreviation (for example, *Jr.*).

May 4, 2007

Mr. Bernard Krause Jr.
The Bergen Press Inc.
313 North Street
San Jose, CA 95113

Dear Mr. Krause

Sincerely

HUDSON COMPANY

Lee Brower

Lee Brower
Sales Manager

mr
krauseb754
Enclosure
cc: Ms. Loo

Spacing

1309 Type all letters single-spaced. Leave 1 blank line between paragraphs. (See the illustrations on pages 366–370.)

The following guidelines (¶¶ 1310–1315) deal with the *heading* of a letter. The heading may include a letterhead or a return address (¶¶ 1310–1312), a date line (¶ 1313), a personal or confidential notation (¶ 1314), and a reference notation (¶ 1315). The model letters shown on pages 366–370 illustrate the position of these elements in the heading.

Letterhead or Return Address

1310 Using a Letterhead

- a. The first page of a standard business letter is customarily written on stationery with a letterhead that contains at least these elements: the organization's name; the street address or post office box number (or both); the city, state, and ZIP Code; a phone number and a fax number. The letterhead may also contain a number of additional elements—for example, an e-mail address, a Web address (see ¶ 1508), and a logo or some other graphic element. However, large organizations with a number of operating units widely dispersed at the same location often provide a letterhead template that contains only those elements that are common to all operating units. Then each employee can customize the template by inserting the specific phone number and electronic address that are appropriate for that employee. As an alternative, each employee can provide this specific information in the signature block. (See also ¶ 1349c.)

THE PATERSON COMPANY

1950 Pelham Avenue

Phone: (310) 555-3738

Fax: (310) 555-3748

Los Angeles, CA 90025-5835

E-Mail: pater@pateron.com

Web: www.pateron.com

- b. High-level members of an organization may have special letterheads showing their name and title.
 - *For an illustration of a top executive's stationery, see page 369.*
- c. Avoid using abbreviations in a letterhead except those that are part of the organization's name or that represent a state name (see ¶ 1334a). To achieve a more formal effect, spell out the state name and *Post Office*.

NOTE: Abbreviations are also commonly used in references to post office box numbers (*P.O. Box 447*) and telephone numbers.

 - *For examples of how these abbreviations may be used in letterheads, see the illustration above and on pages 374–375.*
- d. Even if your organization uses a post office box number as its primary mailing address, show a street address as well. In that way others will know where to direct ordinary mail (to the post office) and where to direct express mail (to the organization's office). If the two addresses have different ZIP Codes, be sure to provide this information.

¶1311

1311 Designing a Letterhead

The design of a letterhead can take many different forms. If there is any single feature that characterizes contemporary letterhead designs, it is a movement toward a cleaner, sleeker, less cluttered look.

- a. The illustration in ¶1310 represents a traditional approach. Note that guide words (followed by colons) are used to identify the two telephone numbers and the two electronic addresses. (For another illustration, see page 366.)
- b. The following letterhead (designed for a small company) reflects a contemporary style, which simplifies or eliminates some of the elements that appear in the traditional format.

poe research associates

11 West 19th Street
New York, NY 10011-4285
Tel 212.555.9897
Fax 212.555.9803

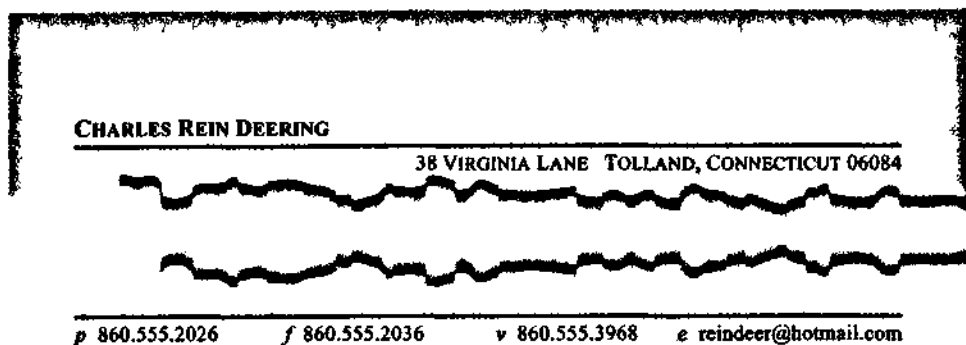
P.O. Box 3291
New York, NY 10011-3291
www.poeresearch.com
search@poeresearch.com

- (1) Note that no guide words have been provided for the Web and e-mail addresses; they are now considered so familiar that no additional identification is required. In actual practice, most organizations do not include a general e-mail address in their letterhead. (See the note below.)
- (2) It is now commonly accepted practice to omit *http://* from Web addresses in letterheads. Some organizations omit *www* as well.
- (3) Guide words are provided to distinguish the two telephone numbers, one of which is a fax, but no punctuation has been used and *Telephone* has been shortened to *Tel*. If the two phone numbers had consisted of a regular number plus a toll-free number, no guide words would have been required; the difference between the two numbers would have been quite clear.

NOTE: As an alternative to providing a main e-mail address in the letterhead, some organizations provide a letterhead template that permits each employee to personalize it with that employee's own e-mail address and phone number. Other organizations provide a "Contact Us" section on their Web site that displays different e-mail addresses for different types of inquiries (general, sales, order fulfillment, technical support, and so on).

- c. Individuals who want to make themselves available to clients and customers at all hours will want to provide more than a mailing address, an e-mail address, and a phone number. They may also insert such elements as a Web address, a home phone number, a mobile phone number, a pager number, and a voice mail number. All of these elements may appear as part of the letterhead at the top of the page, or some may be located at the foot of the page to avoid a cluttered design.

- d. The following letterhead (designed for an individual with a home office) reflects an even simpler style, in which the guide words have been reduced to single letters. (For another illustration, see page 370.)



- For guidelines on how to treat telephone numbers in letterheads and on business cards, see ¶454.

1312 Using a Return Address

If you are using plain paper for a *personal-business letter* (one you write as an individual from your home), you can supply the necessary address information in the form of a *return address*.

- a. At the top of the page, provide the following information on three or more single-spaced lines: (1) the street address; (2) the city, state, and ZIP Code; (3) the phone number (if you want the addressee to have it); and (4) the date (see ¶1313).

Apartment 2B	OR: 212 West 22d Street, Apt. 2B
212 West 22d Street	New York, NY 10011-2706
New York, NY 10011-2706	212-555-9097
212-555-9097	January 24, 2007
January 24, 2007	

- b. Begin each line of the return address at the same point as the complimentary closing and the writer's typed name—at the center of the page for the *modified-block* style and at the left margin for the *block* and *simplified* styles.

NOTE: If you place the return address at the left margin, you may encounter a small problem when you want to transfer the inside address to the envelope. Some software programs automatically select the address block that comes first. If your program selects your return address for this purpose, you can easily overcome this problem by manually selecting the inside address block for use on the envelope.

- c. To establish a top margin, space down 6 times from the default top margin of 1 inch to create a top margin of approximately 2 inches. One-page letters may be centered vertically; in this case simply start the return address on the first available line.

¶1313

Date Line

- 1313 a.** The date line consists of the *name of the month* (written in full—never abbreviated or represented by figures), the *day* (written in figures and followed by a comma), and the *complete year*.

September 17, 2007 (**NOT:** Sep. 17, 2007 **OR:** September 17th, 2007)

NOTE: Do not use the style 9/17/07 in the date line of a business letter.

- b.** In military correspondence and in letters from other countries, the date typically appears in this order: day, month, year.

17 September 2007

- c.** If you are using a letter template provided by your software, the current date will ordinarily be inserted in position as you begin to type the letter. If you then file a copy of the letter electronically, that date will remain unchanged every time you open the document.

If the document represents a form letter and you want the current date to appear every time you open it, select the *automatic update* feature. However, if you intend to retain an electronic copy of a specific document based on this form letter, the only way you can preserve the original date is to turn the *automatic update* feature off. Otherwise, every time you open the document, it will carry the current date.

- d.** For the *modified-block* letter style, start the date at the center. For the *block* and *simplified* letter styles, start the date at the left margin.
- e.** As a general rule, type the date about 2 inches from the top of the page. (See the illustration on page 366.) If you are typing a one-page letter and have decided to center it vertically, type the date on the first available line. (See the illustration on page 368.) If you are using stationery with a deep letterhead, type the date about 0.5 inch below the letterhead. (See the illustration on page 369.)
- f.** If you are using a return address at the top of a letter, type the date directly under the last line in the return address block (as illustrated in ¶1312a).

Personal or Confidential Notation

- 1314** If a letter is of a personal or confidential nature, type the appropriate notation on the second line below the date, starting at the same point as the date. Type the notation in bold caps. (See the illustration on page 369.)

PERSONAL

CONFIDENTIAL

Reference Notation

- 1315 a.** A reference notation—beginning with the guide words *When replying, refer to:* (or something similar)—may be inserted on the second line below the date (or on the second line below any notation that follows the date). Start typing at the same point as the date.

When replying, refer to: watsonnd363

NOTE: You may insert a file name notation here instead of at the bottom of the letter. (See ¶1357b.)

¶ 1316

- b.** When you are replying to a letter that contains a reference number or when you want to emphasize the fact that your letter concerns an insurance policy, an order, or a similar document, type a reference notation on the second line below the date (or on the second line below any notation that follows the date). Start typing at the same point as the date. (See the illustration on page 368.)

In reply to: G241 782 935

Refer to: Policy 234844

- c.** When there are two reference notations to be given, type your own reference notation first (as indicated in ¶1315a). Then type the addressee's reference notation on the second line below.

When replying, refer to: dingesc524 ↓ 2x

Your reference: blockagc747

- d.** If you prefer, you can give the addressee's reference notation in a subject line. (See ¶1343f.)
- e.** If you want the addressee of a given letter to send a response by fax or e-mail, you may make this request in the body of the letter or, for greater emphasis, in the form of a reference notation.

When replying, send fax to: 707.555.9985

When replying, send e-mail message to: mgallagher@iopener.net

NOTE: If the notation is too long to fit on one line, break it after the colon.

When replying, send e-mail message to:

mgallagher@iopener.net

The following guidelines (¶¶1316–1341) deal with the opening of a letter. The opening typically includes two elements: the inside address (¶¶1316–1336) and the salutation (¶¶1338–1341). It may also include an attention line (¶1337).

Inside Address

1316 Letters to an Individual

- a.** The inside address for a letter to an individual's home should include the following information: (1) the name of the person to whom you are writing; (2) the street address, the box number (see ¶1331), or the rural route number (see ¶1316c); and (3) the city, state, and ZIP Code (see ¶¶1332–1335).

Dr. Margaret P. Vanden Heuvel
615 University Boulevard
Albuquerque, NM 87106-4553

Mrs. Bernell Williams
5860 Spring-Cypress Road
Spring, Texas 77379

- For the placement of the inside address, see ¶1318a; for the use of the nine-digit ZIP Code, see ¶1332b.

- b.** If the person lives in an apartment building, give the apartment number after the street address or, if it will not fit, on the line above.

Mr. William E. Slifka
13 Cat Mousam Road, Apt. 1B
Kennebunk, Maine 04043

Ms. Susan H. Ellington
Apartment 2104
11740 Wilshire Boulevard
Los Angeles, CA 90025

Continued on page 378

¶1317

- c. If you are writing to someone with a rural route address or a highway contract route address, do not use *rural route*, *highway contract route*, *number*, *No.*, or *#* in the address. Use the abbreviation *RR* or *HC* plus a box number. For example:

Margo Zahner
RR 2, Box 116
Bennett, IA 52721

Avoid using a street name in conjunction with an RR or HC address. If one is used, place it on the line above the RR or HC address.

NOTE: You may want to create an autotext entry containing the inside address and salutation for any individual or organization that you frequently write to.

1317 Letters to an Organization

- a. The inside address for a letter to an organization should include the following information: (1) the name of the organization, (2) a street address or a post office box number, and (3) the city, state, and ZIP Code. Whenever possible, address the letter to a specific person in the organization and include that person's job title and department (if known). If you do not have the name of a specific person, use a title instead (for example, *Director of Marketing*).

Mr. Arthur L. Quintero	Director of Research
National Sales Manager	Stanton Chemical Company
Paragon Industries	Post Office (OR: P.O.) Box 21431
211 North Ervay Street	Chattanooga, TN 37421-0431
Dallas, Texas 75201	

➤ *For the placement of the inside address, see ¶1318a; for the use of the nine-digit ZIP Code, see ¶1332b.*

- b. When the inside address requires a room number, a suite number, or a floor number, insert that element after the street address or, if it will not fit, on the line above. Note the use of a comma when this element follows the street address on the same line. (See ¶1327.)

Ms. Alice G. Alvarez	James W. Chiverton, M.D.
Werler Construction Company	Suite 1200
416 12th Street, Room 8	1111 West Mockingbird Lane
Columbus, Georgia 31901-2528	Dallas, TX 75247-3158

NOTE: Use figures for room numbers and suite numbers, even from 1 through 10. Use words for floor numbers from 1 to 10 and figures for higher floor numbers.

621 Mehning Way, Fourth Floor	521 Fifth Avenue, 17th Floor
Cincinnati, Ohio 45202	New York, NY 10175

- 1318 a.** Whether a letter is going to an individual's home or to an organization, start the inside address at the left margin, on the *fourth* line below the date or below any notation that falls between the date and the inside address (see ¶¶1314–1315).

➤ *See the illustrations on pages 366–370.*

NOTE: You may need to modify these guidelines if you plan to use a window envelope (see ¶¶1368i, 1370d).

¶ 1319

- b. In social business correspondence (see ¶¶1371–1372), type the inside address at the bottom of the letter. In a purely personal letter, no inside address is given at all.
- c. Single-space the inside address and align each line at the left.

- 1319 a.** If a letter is addressed to two people at the same address, list each name on a separate line. Do not show a position title for each person unless it is short and can go on the same line as the name. Moreover, omit the names of departments unless the people are in the same department. In effect, type only those parts of the address that are common to the two people named at the start. (On the envelope for each person, give the full address for that person.)

Dr Paul J. Rogers
 Mr James A. Dawes
 Research Department
 Sloan and Hewitt Advertising
 700 North Harding Avenue
 Chicago, Illinois 60624-1002

NOTE: As an alternative, send each person a customized version of the same letter. See c below for a description of this procedure.

- b. If a letter is addressed to two people at different addresses, type the individual address blocks one under the other (with 1 blank line between) or side by side. If the address blocks take up too much space at the opening of the letter, type them at the end of the letter, starting at the left on the *fourth* line below the final notation or, if there are no notations, on the *fourth* line below the signature block.
- c. If a letter is addressed to more than two people at different locations, placing an inside address block for each person poses a problem. The simplest solution is to draft the basic letter and then prepare a customized version for each recipient.
- (1) On each letter, insert the appropriate inside address for the intended recipient.
 - (2) Insert the appropriate salutation just for the intended recipient.
 - (3) On the second line below the reference initials, the file name notation, or the enclosure notation (whichever comes last), insert a distribution list. Type *Distribution* in caps and lowercase, followed by a colon. Italicize the word (plus the colon) or underline the word (but not the colon). Beneath this heading, type the names of all the recipients. On each customized version, highlight the name of the intended recipient.

ON FILE COPY

Distribution

C. Mowat

J. Bois

S. O'Melia

ON S. O'MELIA'S COPY

Distribution

C. Mowat

J. Bois

S. O'Melia

► For another illustration of a distribution list, see page 425.

- (4) Insert the address blocks for all the recipients at the end of the file copy or on a separate sheet attached to the file copy.

¶1320

The following guidelines (¶¶1320–1336) provide additional details concerning the parts of inside addresses. See also the models in Section 18 for special forms of address used for individuals, couples, organizations, professional people, education officials, government officials, diplomats, military personnel, and religious dignitaries.

Name of Person and Title

1320 a. When writing the name of a person in an inside address or elsewhere in a letter, be sure to follow that person's preferences in the spelling, capitalization, punctuation, and spacing of the name. Obviously, the way a person signs his or her letters is the clearest indication of how that person prefers to be addressed. For illustrations of the various ways in which people may sign their letters, see ¶¶1351–1353.

- b.** Do not abbreviate or use initials unless the person to whom you are writing prefers that style. For example, do not write *W. B. Sachs* if the person to whom you are writing used *William B. Sachs* in his correspondence.
- c.** When writing to a married woman, follow her preference for first and last names if you know it. She may prefer to be addressed by her original name (for example, *Ms. Joan L. Conroy*), or she may prefer to use her husband's last name in conjunction with her own first name and middle initial (for example, *Mrs. Joan L. Noonan*).

NOTE: The form that simply places *Mrs.* in front of her husband's name (for example, *Mrs. James W. Noonan*) should be used only for social purposes. It should not be used (1) when addressing a business letter to a married woman or (2) when a married woman becomes a widow unless she clearly indicates that this is her preference.

1321 As a general rule, use a title before the name of a person in an inside address. (See ¶517 for appropriate abbreviations of such titles.)

- a.** If the person has no special title (such as *Dr.*, *Professor*, or *The Honorable*), use *Mr.*, *Ms.*, *Mrs.*, or *Miss*. (See also ¶1801.)
- b.** In selecting *Ms.*, *Mrs.*, or *Miss*, always respect the individual woman's preference. If her preference is unknown, use *Ms.* or omit the title altogether. (See also ¶1801b–c.)

NOTE: Follow the same procedure in the salutation. (See ¶1339.)

- c.** If you have no way of determining whether the person addressed is a man or a woman, do not use a title in the inside address or the salutation. (See also ¶¶1339, 1801d.)

NOTE: People who use initials in place of their first and middle names or who have ambiguous names (like *Marion*, *Leslie*, *Hilary*, and *Lee*) should use a title when they sign their letters so that others may be spared the confusion over which title to use. If they choose not to provide a title, they will have to accept the possibility that they may be inappropriately addressed. (See also ¶¶1351–1352.)

- d.** Address teenage girls as *Ms.* or *Miss* and respect the individual's preference if you know it. For girls younger than 13, *Ms.* or *Miss* may be used or omitted.
- e.** Address teenage boys as *Mr.* For boys younger than 13, omit the title. (*Master* is now rarely used except with the names of very young boys.)

1322 a. A letter to a husband and wife is traditionally addressed in this form:

Mr. and Mrs. Harold D. Bennisch Jr. (**NOT:** Mr. & Mrs.)

The appropriate salutation for this couple would be *Dear Mr. and Mrs. Bennisch* (**NOT:** Dear Mr. and Mrs. Bennisch Jr.).

➤ For an alternative to this traditional format, see ¶1322g.

b. If the husband has a special title (such as *Dr.* or *Professor*) and the wife has none, the couple is usually addressed as follows:

Dr. and Mrs. Thomas P. Geiger

The appropriate salutation for this couple would be *Dear Dr. and Mrs. Geiger*.

c. If the wife has a special title but the husband does not, list the names of the married couple on separate lines.

Dr. Eleanor V. Eberhardt

Mr. Joseph L. Eberhardt

The appropriate salutation for this couple would be *Dear Dr. and Mr. Eberhardt*.

d. If both spouses have special titles, list their names on separate lines.

Dean Walter O. Goetz

Professor Helen F. Goetz

The appropriate salutation for this couple would be *Dear Dean and Professor Goetz*.

e. If both spouses have the same special title—for example, *Dr.* or *Rabbi*—list their names on separate lines and use the following salutations:

Dr. Louise Saroyan

Rabbi Richard Cohen

Dr. Henry Saroyan

Rabbi Arla Cohen

.....

.....

Dear Drs. Saroyan:

Dear Rabbis Cohen:

f. If each spouse has a different surname, list their names on separate lines and use the following salutation:

Ms. Eloise Belmonte

Mr. Phillip O'Connell

.....

Dear Ms. Belmonte and Mr. O'Connell:

g. Some married couples prefer a style of address that uses the first names of the spouses and omits *Mr.* and *Mrs.* Those who use this style typically do so because it treats both spouses as equals and does not imply that the wife can be identified only by her husband's name. Respect such preferences when you are aware of them.

Janet and Arnold Rogon **OR:** Arnold and Janet Rogon

(RATHER THAN: Mr. and Mrs. Arnold Rogon)

If you use this format in the inside address, then the appropriate salutation (depending on whose name comes first) would be *Dear Janet and Arnold* (if you know the couple well) or *Dear Janet and Arnold Rogon* (if you don't).

¶ 1323

- h.** If *Jr.*, *Sr.*, or a roman numeral such as *III* accompanies the husband's name, choose one of the following forms:

Janet Rogon and Arnold Rogon Jr.

OR: Arnold Rogon Jr. and Janet Rogon

BUT NOT: Janet and Arnold Rogon Jr.

OR: Arnold Jr. and Janet Rogon

➤ For other forms of address to use for couples in special circumstances, see ¶1802.

- 1323 a.** When a man's name ends with *Jr.*, *Sr.*, or a roman numeral such as *III*, omit the comma before this element unless you know that the person being addressed prefers the use of a comma. (See also ¶¶156, 1322h.)

- b.** Do not use a title before a name if the term *Esq.* follows the name. (See also ¶¶518c, 1804a.)

Rita A. Henry, Esq. (**NOT:** Ms. Rita A. Henry, Esq.)

NOTE: Insert a comma to separate the last name from the term *Esq.*

- c.** As a rule, do not insert an academic degree after a person's name in an inside address. However, some doctors of medicine and divinity prefer the use of the degree after their names (rather than the title *Dr.* before). Respect a person's preference if you know what it is. (See also ¶¶1804b, 1810d, 1811a.)

NOTE: If an academic degree follows the person's name, separate it from the last name with a comma. Moreover, omit the titles *Dr.*, *Miss*, *Mr.*, *Mrs.*, and *Ms.* before the name. Another title (for example, *Professor*, *The Reverend*, *Captain*, *Dean*) may be used before the name as long as it does not convey the same meaning as the degree that follows. (See ¶519c.)

Reva C. Calhoun, M.D. (**NOT:** Dr. Reva Calhoun, M.D.)

The Reverend Ernest G. Wyzanski, D.D.

- d.** Abbreviations of religious orders, such as *S.J.* and *S.N.D.*, are typed after names and preceded by a comma. An appropriate title should precede the name, even though the abbreviation follows the name; for example, *The Reverend Christopher DeMaio, O.P.* (See also ¶¶519a, 1519c, 1809.)

- 1324 a.** A title of position, such as *Vice President* or *Sales Manager*, may be included but is not required in an inside address. If a title is to be used, place it on the line following the name.

- b.** If the title is long and requires a second line, indent the turnover 2 or 3 spaces or omit the title altogether.

- c.** Capitalize the first letter of every word in the title except (1) prepositions under four letters (like *of*, *for*, and *in*), (2) conjunctions under four letters (like *and*), and (3) the articles *the*, *a*, and *an* when they appear *within* the title.

Mr. Ralph Nielsen

Vice President and (**NOT:** &)

General Manager

Mrs. Martha Hansen

Chairman of the Board

¶ 1326

NOTE: In the following examples, *In* is capitalized because it is the first element in a compound adjective (rather than a pure preposition as in *Editor in Chief*). By the same token, in the title *Coordinator of On-the-Job Training*, *On* is capitalized as the first element in a compound adjective but *of* and *the* are not.

Ms. Evangeline S. Palmer
Director of In-Service
Training

Mr. Franklin G. Bassinger
Coordinator of On-the-Job
Training

- d. If the title is very short, it may be typed on the same line as the person's name or the person's department in order to balance the length of the lines in the address. However, do not type a title on the same line as the name of an organization. (See ¶1326.)

Mr. J. C. Lee, President
Merchants National Bank

Mrs. Lucinda Hollingsworth
Manager, Support Services
E. J. Haines & Company

In Care of . . .

- 1325** Sometimes a letter cannot be sent to the addressee's home or organization; it must be directed instead to a third person who will see that the letter reaches the addressee. In such cases use an *in care of* notation. Here are two versions of this notation.

Professor Eleanor Marschak
In care of Henry Ward, Esq.

OR: Professor Eleanor Marschak
c/o Henry Ward, Esq.

Name of Organization

- 1326 a.** Type the organization's name on a line by itself. If the name of a division or a department is needed in the address, it should precede the name of the organization on a line by itself.

Ms. Laura J. Kidd
Assistant Vice President
Department of Corporate Planning
Holstein, Brooks & Co.

- b. When writing the name of an organization in an inside address, always follow the organization's style for spelling, punctuation, capitalization, spacing, and abbreviations. The letterhead on incoming correspondence is the best source for this information. Note the variations in style in these names.

United Airlines
Delta Air Lines
Time Inc.
Newsweek, Inc.
Hewlett-Packard Company
Charles Schwab & Co., Inc.
Dell Computer Corporation
USLife Corp.

Luce, Forward, Hamilton & Scripps
Morgan Stanley Dean Witter & Co.
JP Morgan Chase & Co.
BancorpSouth
BancWest Corporation
Banknorth Group, Inc.
eBay Inc.
E*TRADE Group, Inc.

Continued on page 384

¶ 1327

- c. If the name is long and requires more than one line, indent any turnover line 2 or 3 spaces. (For examples, see *d* below.)
- d. If you do not have a document that shows the official form of an organization's name, consult the organization's Web site or *Standard & Poor's Register* for this information. If you cannot access these sources, make use of the following guidelines when writing the organization's name.
- (1) Spell out the word *and*. Do not use an ampersand (&).
Haber, Curtis, and Hall
 - (2) Write *Inc.* for *Incorporated* and *Ltd.* for *Limited*. Do not use a comma before the abbreviation.
 - (3) As a rule, spell out *Company* or *Corporation*. If the name is extremely long, however, you may use the abbreviation *Co.* or *Corp.*
 - (4) Do not cap the word *the* at the beginning of an organization's name unless you are sure it is part of the official name; for example, *The Wall Street Journal* (as illustrated in the note below).
 - (5) Capitalize the first letter of every word except (1) prepositions under four letters (like *of* and *for*), (2) conjunctions under four letters (like *and*), and (3) the articles *the*, *a*, and *an* when they appear within the organization's name.

American Society for the
Prevention of Cruelty
to Animals
424 East 92d Street
New York, New York 10128

U.S. Department of Health and
Human Services
200 Independence Avenue, SW
Washington, DC 20201

NOTE: In the following example note that the article *the* is capitalized because it comes at the start of the organization's official name. Note also that the name of the newspaper is not italicized or underlined because here it refers to the organization rather than to the actual newspaper. (See also ¶289e.)

The Wall Street Journal
200 Liberty Street
New York, NY 10281-1099

➤ *For the use or omission of apostrophes in organizational names, see ¶640a–c.*

Building Name; Room, Suite, or Floor Number

1327 If the name of a building is part of the recipient's inside address, type it on a line by itself immediately above the street address. A room number, a suite number, or a floor number should follow the street address, but if it will not fit on that line, insert it before the building name on the line above.

Park Square Building
31 St. James Avenue, Room 858
Boston, MA 02116-4255

Room 118, Acuff Building
904 Bob Wallace Avenue, SW
Huntsville, AL 35801

➤ *For additional examples and for guidelines regarding the use of figures or words with room, suite, or floor numbers, see ¶1317b.*

Street Address

- 1328** a. Always type the street address on a line by itself, immediately preceding the city, state, and ZIP Code. (See ¶¶1316–1317 for examples.)
- b. Use the word *and*, not an ampersand (&), in a street address; for example, *Tenth and Market Streets*. However, do not use such “intersection” addresses if a normal address is available; for example, *304 Tenth Street*.
- For the spelling out of numbered street names, see ¶1329b.
- c. Do not abbreviate such words as *Street* and *Avenue* in inside addresses.
- For apartment, room, suite, and floor numbers with street addresses, see ¶¶1316b, 1317b, 1327.

- 1329** a. Use figures for house and building numbers. Do not include the abbreviation *No.* or the symbol # before such numbers. **EXCEPTION:** For clarity, use the word *One* instead of the figure *1* in a house or building number; for example, *One Park Avenue*.

NOTE: Some house numbers contain a fraction, a letter, or a hyphen.

234½ Linden Street 8740B Water Road 220-03 46th Street

- b. Numbers used as street names are written as follows:
- (1) Spell out the numbers 1 through 10; for example, *177 Second Avenue*.
 - (2) Use figures for numbers over 10; for example, *627 East 202d Street* or *144 65th Street*. (See ¶425b.)
 - (3) Some grid-style addresses require a period in a numbered street name; for example, *26.2 Road*.

- 1330** a. When a compass point (for example, *East*, *West*, *Southeast*, *Northwest*) appears *before* a street name, do not abbreviate it except in a very long street address when space is tight.

330 West 42d Street 3210 Northwest Grand Avenue

- b. When a compass point appears *after* a street name, follow the style most commonly used in your area. In the absence of a local style, follow these guidelines:

- (1) Abbreviate compound directions (*NE*, *NW*, *SE*, *SW*) that represent a section of the city. Do not use a period with these abbreviations (see ¶531a). Insert a comma before them.

817 Peachtree Street, NE 120 112th Street, NW

- (2) Spell out *North*, *South*, *East*, and *West* following a street name, and omit the comma. (In such cases these compass points are typically an integral part of the street name rather than a designation of a section of the city.)

10 Park Avenue South 2049 Century Park East

Box Number

- 1331** a. A post office box number may be used in place of the street address. The following forms are acceptable:

Post Office Box 1518 OR: P.O. Box 1518

¶ 1332

Do not use the form *Box 1518* except with a rural route (RR) address or a highway contract (HC) address. (See ¶1316c.)

NOTE: A designation such as *Drawer L* should be changed to *Post Office Box L*.

- b. It is no longer necessary to use a station name with a post office box number.

P.O. Box 76984
Los Angeles, CA 90076-0984

RATHER THAN: P.O. Box 76984, Sanford Station
Los Angeles, CA 90076-0984

- c. When you are writing to an organization that provides both a street address and a post office box number in its letterhead, use only one address: the post office box number for ordinary mail and the street address for express mail. If you provide both addresses on an envelope, the United States Postal Service (USPS) will deliver the mail to the address that appears directly above the line showing the city, state, and ZIP Code.
- d. If you are writing to someone who rents a mailbox from a private company, insert the *private mailbox number* (PMB) on the line below the person's name. Then on the next line, insert the street address of the private company where the mailbox is located. For example:

Ms. Robin B. Kantor
PMB 215
621 Bloomfield Avenue
Verona, NJ 07044

City, State, and ZIP Code

- 1332 a.** On the line directly below the street address or box number, type the name of the city (followed by a comma and 1 space), the name of the state (followed by 1 space but no comma), and the ZIP Code. It is important to keep all of this information on the same line.

Denver, Colorado 80217 **OR:** Denver, CO 80217-9999

NOTE: You can find or confirm the ZIP Code for a specific address on the USPS Web site: <<http://www.usps.com>>.

- b. The USPS encourages the use of a nine-digit ZIP Code (consisting of the basic five digits followed immediately by a hyphen and another four digits); hence the designation ZIP + 4 Code.

The use of the additional four digits is voluntary, but as an inducement the USPS offers discounts on postage fees. To qualify for a discount, mailers must submit a minimum of 500 *first-class* letters or postcards at one time, and the envelope addresses must be readable by electronic equipment known as optical character readers (OCRs). Moreover, the mailing list must be certified by USPS-approved software.

NOTE: Because of the number of criteria that must be satisfied, mailers who want to qualify for a discount should consult their local USPS business center for details. (See ¶1368-1369.)

1333 When writing the name of a city in an inside address:

- a. Take special care in spelling city names. Do not go by sound alone.

Baldwin, LA	Baldwyn, MS	Hillsboro, OR	Hillsborough, NC
Center, PA	Centre, PA	Jessup, PA	Jesup, GA
Cortland, NY	Cortlandt, NY	Kenedy, TX	Kennedy, PA
Green, IN	Greene, IN	Lynnwood, WA	Lynwood, CA
Hamden, CT	Hampden, MA	Paterson, NJ	Patterson, NY

> See also ¶1202c, note.

NOTE: Some city names require hyphens.

Manchester-by-the-Sea, Massachusetts	Hastings-on-Hudson, New York
St. Mary-of-the-Woods, Indiana	Niagara-on-the-Lake, Ontario

- b. Do not abbreviate the city name; for example, *L.A.* for *Los Angeles*.
- c. Do not abbreviate the words *Fort*, *Mount*, *Point*, or *Port*. Write the name of the city in full; for example, *Fort Worth*, *Mount Vernon*, *Point Pleasant*, *Port Huron*. (See also ¶529a.)
- d. Abbreviate the word *Saint* in the names of American cities; for example, *St. Louis*, *St. Paul*, *St. Petersburg*. (See also ¶529b.)

1334 a. In an address, spell out the name of the state or use a two-letter abbreviation of the state name. Either form is correct for use with a ZIP Code.

> For a list of the two-letter abbreviations, see page 388 or the inside back cover.

NOTE: The two-letter abbreviations (for example, *AL* for *Alabama*) were created by the USPS and should be used only in mailing addresses. Use the more traditional abbreviations of state names (for example, *Ala.* for *Alabama*) in other situations where abbreviations are appropriate. (See ¶527b for a list of the traditional abbreviations.)

Some authorities now advocate abandoning these traditional abbreviations and using the two-letter abbreviations wherever the abbreviation of state names is acceptable. (See also ¶1527d, 1540a, note.)

- b. When using two-letter state abbreviations, type them in all-caps, without space between the letters or a period after each letter.
- c. When giving an address in a sentence, insert a comma after the street address and after the city. Leave 1 space between the state and the ZIP Code. Insert a comma after the ZIP Code unless a stronger mark of punctuation is required at that point.

My new address will be 430 Westchester Way, Canton, Georgia 30115, as of April 1.

BUT: As of April 1, my new address will be 430 Westchester Way, Canton, Georgia 30115.

1335 Omit the name of the county or area (such as *Long Island*) in an address. However, the name of a community, subdivision, or real estate development may be included as long as it comes before the lines containing the mail delivery address.

Ms. Janet G. Arnold	NOT: Ms. Janet G. Arnold
Muir Meadows	1039 Erica Road
1039 Erica Road	Muir Meadows
Mill Valley, CA 94941	Mill Valley, CA 94941

¶1336

Alabama	AL	Missouri	MO
Alaska	AK	Montana	MT
American Samoa	AS	Nebraska	NE
Arizona	AZ	Nevada	NV
Arkansas	AR	New Hampshire	NH
California	CA	New Jersey	NJ
Colorado	CO	New Mexico	NM
Connecticut	CT	New York	NY
Delaware	DE	North Carolina	NC
District of Columbia	DC	North Dakota	ND
Federated States of Micronesia	FM	Northern Mariana Islands	MP
Florida	FL	Ohio	OH
Georgia	GA	Oklahoma	OK
Guam	GU	Oregon	OR
Hawaii	HI	Palau	PW
Idaho	ID	Pennsylvania	PA
Illinois	IL	Puerto Rico	PR
Indiana	IN	Rhode Island	RI
Iowa	IA	South Carolina	SC
Kansas	KS	South Dakota	SD
Kentucky	KY	Tennessee	TN
Louisiana	LA	Texas	TX
Maine	ME	Utah	UT
Marshall Islands	MH	Vermont	VT
Maryland	MD	Virgin Islands	VI
Massachusetts	MA	Virginia	VA
Michigan	MI	Washington	WA
Minnesota	MN	West Virginia	WV
Mississippi	MS	Wisconsin	WI
		Wyoming	WY

International Address

1336 a. In international addresses, type the name of the country on a separate line in all caps. Do not abbreviate the name of the country.

Graf-Adolf Strasse 100	4-14-11 Ginza
Dusseldorf 4000	Chuo-Ku, Tokyo 104
GERMANY	JAPAN

44 Park Street South	Rua Tabapua, 1105
Sydney, NSW 1230	Sao Paulo, S.P.
AUSTRALIA	BRAZIL

NOTE: If you are writing from another country to someone in the United States, type *UNITED STATES OF AMERICA* or *U.S.A.* as the last line of the address.

- b.** In a Canadian address, the name of the province or territory may be spelled out or abbreviated. However, Canada Post has expressed a preference for the abbreviated form in order to keep the city, province, and postal code all on one line.

Alberta	AB	Nova Scotia	NS
British Columbia	BC	Nunavut	NU
Manitoba	MB	Ontario	ON
New Brunswick	NB	Prince Edward Island	PE
Newfoundland and Labrador	NL	Quebec	QC
Northwest Territories	NT	Saskatchewan	SK
		Yukon	YT

NOTE: In an inside address or an envelope address, insert a comma and 1 space between the city name and the two-letter abbreviation, followed by 2 spaces and the six-character postal code. (Note that a space is used in the postal code to separate the first three and the last three characters.)

21 St. Clair Avenue
Toronto, ON M4T 1L9
CANADA

When giving an address in a sentence, spell out the name of the province and leave only 1 space before the postal code. Then insert a comma, 1 space, and *Canada*.

Write to me at 21 St. Clair Avenue, Toronto, Ontario M4T 1L9, Canada.

Attention Line

- 1337 a.** In the past, when a letter was addressed directly to an organization, the organization's name was typed as the first line of the inside address and an attention line was often typed on the second line below the inside address. Here is the format that was traditionally used:

Shelton & Warren Industries	Carrolton Labs
6710 Squibb Road	1970 Briarwood Court
Mission, KS 66202-3223	Atlanta, GA 30329
Attention: Mr. John Ellery	ATTN: SALES MANAGER

However, this type of attention line is not really needed and in fact is no longer frequently used. It is simpler—and just as effective—to type the person's name (or title) directly above the organization's name. When a letter is addressed this way, then in the absence of a personal or confidential notation, it will be presumed to deal with company business and may be handled by others if the person named in the address is not available.

There is a more compelling reason for abandoning the traditional type of attention line. If you want to copy the inside address on the envelope, nothing must come beneath the line containing the city, state, and ZIP Code.

Continued on page 390

¶ 1338

- b. If you plan to include an attention line in an inside address block that is suitable for use on the envelope, you should insert the attention line as the first line of the inside address—with or without the word *Attention*. (See also ¶¶1368n, 1369h.)

Mr. John Ellery	Attention: Sales Manager
Shelton & Warren Industries	Carrolton Labs
6710 Squibb Road	1970 Briarwood Court
Mission, KS 66202-3223	Atlanta, GA 30329

- c. If you decide to retain the word *Attention* in the first line of the address, you will have to use one of the organizational salutations shown in ¶¶1339–1340. (See also ¶1341.)

NOTE: The USPS uses the term *attention line* to refer to any information—whether a person's name (*Ms. Hilary Edwards*), a person's title (*Marketing Director*), or a departmental name (*Research Department*)—that appears on the line above the organization's name (*The E. J. Monagle Publishing Company*). If you read somewhere that the USPS wants the first line of a business address to be an “attention line,” do not conclude that it is requiring the use of the word *Attention*. The USPS simply wants to have names or titles come above the name of the organization.

➤ *For the treatment of an attention line on an envelope, see ¶¶1368n, 1369h.*

Salutation

- 1338 a.** On the second line below the inside address, type the salutation, beginning at the left margin.
- b. As a general rule, follow the salutation with a colon. Use a comma instead if you are writing a social-business letter (see ¶1372b), and use no punctuation at all if you are following the open punctuation style (see ¶1308b).
- c. Omit the salutation if you are using the simplified style, and replace it with a subject line. (See ¶1342.)
- d. Abbreviate only the titles *Mr.*, *Ms.*, *Mrs.*, and *Dr.* and their plural forms. Spell out all other titles, such as *Professor* and *Father*. (See Section 18 for titles used by officials, dignitaries, and military personnel.)
- e. Capitalize the first word as well as any nouns and titles in the salutation; for example, *Dear Mrs. Brand*, *Dear Sir*.
- f. Be sure that the spelling of the surname in the salutation matches the spelling in the inside address. If the person you are writing to has a hyphenated last name (for example, *Mrs. Hazel Gray-Sparks*), the salutation should include the entire last name (*Dear Mrs. Gray-Sparks*).
- g. In salutations involving two people, use *and*, not *&*, between the names. In salutations involving three or more people, separate the names with commas and insert *and*, not *&*, between the last two names.

➤ *For the use of customized letters when writing to more than two people, see ¶1319c.*

- c. Do not use a term like *Subject* to introduce the subject line. (See the illustration on page 370.)

1343 In all other letter styles:

- a. If a subject line is used, insert it between the salutation and the text of the letter, with 1 blank line above and below. (See the illustration on page 369.)

NOTE: A subject line is conventionally inserted below the salutation because it is considered part of the body of a letter. Placing it above the salutation would make the subject line part of the opening. In actual practice, some business writers cheerfully disregard this long-established convention and insert the subject line *above* the salutation, where they feel it achieves greater prominence.

- b. Ordinarily, the subject line starts at the left margin, but it may be centered for special emphasis. In a letter with indented paragraphs, the subject line may also be indented (typically, 0.5 inch).

- c. Type the subject line either in caps and lowercase or in all-caps.

NOTE: A number of organizations use boldface to make the subject line stand out. However, using all-caps for the subject line should be sufficient to provide the necessary emphasis.

- d. The term *Subject* or *In re* or *Re* usually precedes the actual subject but may be omitted.

SUBJECT: MORAN LEASE In re: Moran Lease

- e. If the subject line is long, type it in two or more single-spaced lines of roughly equal length.

Subject: Introductory Offer to New Subscribers
 and Renewal Offer to Present Subscribers

➤ For additional illustrations of the treatment of long subject lines, see pages 451 and 546.

- f. When replying to a letter that carries a “refer to” notation, you may put the desired reference number or filing code in a subject line or below the date line. (See ¶1315d.)

Subject: Policy 668485 **OR:** Refer to: Policy 668485

Message

- 1344** a. As a general rule, begin the text of the letter—the message—on the second line below the subject line, if used, or on the second line below the salutation. In the simplified letter style, begin the message on the third line below the subject line (which replaces the salutation).

NOTE: You can use the *autotext* feature of your software to capture the keystrokes that represent frequently used names, phrases, sentences, or paragraphs.

- b. Try to organize the text of the letter in short paragraphs; long paragraphs are harder to read.

NOTE: One-sentence paragraphs are acceptable, but if you overdo it, the body of your letter will have a choppy, disconnected appearance.

- c. Do not follow a rigid formula in writing your letters. Not all readers are alike, so organize your thoughts in a sequence that is likely to be most persuasive for the

¶1345

reader you have in mind. Carefully consider not only what to include but also what to leave out. Decide how formal or informal the letter should be, and adjust the tone and the language of your message accordingly.

- d. If you are writing in response to a letter or some other document, it is helpful to refer to that document by date in the first sentence of your letter.

Thank you for your letter of May 9 (**OR:** May 9, 2007).

NOTE: Whether you use the full date or the month and day alone to refer to the earlier document will depend on the nature of your letter. For a full discussion of this subject, see ¶1409.

- e. Use single spacing for the message, and leave 1 blank line between paragraphs.
- f. Align each line of the message at the left margin. However, if you are using the modified-block letter style with indented paragraphs, indent the first line of each paragraph 0.5 inch. (See the illustration on page 368.)
- g. You can use your word processing software to *justify* the right margin—that is, have each full line of text end at the same point. If you choose this format (known as *full justification*), your software will automatically insert extra space between words to make each line the same length. (See page 370 for an illustration of a letter with a justified right margin.)

NOTE: While full justification (aligning the lines of text at both the left and the right margins) looks attractive, the insertion of extra space between words can sometimes produce unintended “rivers” of white space running vertically down through the text. Full justification can also produce significant variations in the space between sentences (as illustrated in ¶102f). More important, studies have demonstrated that text with a *ragged* (unjustified) right margin is easier to read. Moreover, some recipients of a fully justified letter tend to regard it as a form letter and not take it seriously.

- h. If you decide on a ragged right margin, try to avoid great variations in the length of adjacent lines. (See Section 9 for guidelines on dividing words in order to keep the lines of text roughly equal in length.)
- i. If a letter takes two or more pages, do not divide a short paragraph (with only two or three lines) at the bottom of a page. Always leave at least two lines of the paragraph at the foot of one page and carry over at least two lines to the top of the next page. (See ¶1366h.)

NOTE: Use the *widow/orphan control* feature to prevent the creation of *orphans* (printing the first line of a new paragraph as the last line on a page) and *widows* (printing the last line of a paragraph as the first line of a new page).

- 1345 a. Quoted Material.** If a quotation will make four or more lines, type it as a single-spaced extract, indent it 0.5 inch from each side margin, and leave 1 blank line above and below the extract. (See the illustration on page 369.) You can change the settings for indentions, or you can use the *double indent* feature (if one is available), which will indent the extract equally from each side margin. If the quoted material represents the start of a paragraph in the original, indent the first word an additional 0.5 inch. (For different ways of handling a long quotation, see ¶265.)

- b. Tables.** When a table occurs in the body of a letter, center it between the left and right margins. Try to indent the table at least 0.5 inch from each side margin. If the table is very wide, reduce the space between columns to prevent the table from extending beyond the width of the text. As an alternative, reduce the size of the type. (See Section 16 for a discussion on how to plan and execute tables.)
- c. Items in a List.** Type the list with 1 blank line above and below the list as a whole. Either type the list on the full width of the letter, or indent the list 0.5 inch from each side margin. If each item in the list requires only one line, you may single-space the list or, for a more open look, leave a blank line after each item. If any item in the list requires more than one line, leave a blank line after each item. Align any turnovers with the first word in the line above.

$\xrightarrow{1 \text{ inch}}$ When you are ready to distribute your analysis for the first round of comments, I $\xleftarrow{1 \text{ inch}}$
(min.) suggest you send it to the following people inside the company: (min.)

Angela Lawless, director of information systems
Thomas Podgorski, manager of corporate planning

↓ 2x

↓ 2x

In addition, you may want to get reactions from two trustworthy consultants:

↓ 2x

Dr. Harriet E. Fenster, professor of computer science at Michigan
State University

↓ 2x

$\xrightarrow{0.5}$
inch

$\xleftarrow{0.5}$
inch

Wilson G. Witherspoon, president of Witherspoon Associates in
Princeton, New Jersey

↓ 2x

I can give you mailing addresses for these consultants if you decide to get in touch with them.

➤ See ¶1424e, note, and the illustration on page 544.

- d. Enumerated Items in a List.** If the items each begin with a number or a letter, you may use the *numbered list* feature of your word processing program. Depending on the program you are using, each item will begin at the left margin or will be indented 0.25 inch from the left margin, and no space will be left between items.

When I review the situation as you described it in your letter of June 24, it seems to me that you have only two alternatives:

↓ 2x

1. Agree to pay the additional amount that Henning now demands.
2. Drop Henning and start the search all over again for a new firm.

↓ 2x

➤ For an example of a numbered list indented 0.25 inch from the left margin, see the first illustration at the bottom of page 396.

Continued on page 396

¶ 1345

Note the treatment of turnover lines when you use the numbered list feature.

When I review the situation as you described it in your letter of June 24, it seems to me that you have only two alternatives:

↓ 2x

1. Agree to pay the additional amount that Henning now demands before he will start construction.
2. Drop Henning and start the search all over again to find a firm qualified to handle a project of this size and this complexity.

↓ 2x

For a more open look, leave 1 blank line after each item, whether the list contains one or more turnover lines (as in the illustration below) or whether all the items consist of only one line (as in the illustration on page 544).

When I review the situation as you described it in your letter of June 24, it seems to me that you have only two alternatives:

↓ 2x

1. Agree to pay the additional amount that Henning now demands before he will start construction.
2. Drop Henning and start the search all over again to find a firm qualified to handle a project of this size and this complexity.

↓ 2x

If you want to format the numbered list yourself, you may type it on the full width of the letter or you may indent it 0.25 inch or 0.5 inch from the left margin. However, if you also plan to indent the text paragraphs 0.5 inch, use either one of the following arrangements:

When I review the situation as you
seems to me that you have only two alter

1. Agree to pay the additional amount
will start construction.
2. Drop Henning and start the search
dle a project of this size and this

As painful as it may be, you may
tor than to have to deal with new deman
the way through the job.

When I review the situation as you
seems to me that you have only two alter

1. Agree to pay the additional
he will start construction.
2. Drop Henning and start the
to handle a project of this siz

As painful as it may be, you may
tor than to have to deal with new deman
the way through the job.

NOTE: The numbered list feature aligns numbers and letters at the left. If your list contains 10 or more items, you can make an adjustment so that the numbers will appear in the standard format—aligned at the right.

DEFAULT ALIGNMENT:	8.	STANDARD ALIGNMENT:	8.
	9.		9.
	10.		10.
	11.		11.
	12.		12.

The numbered list feature of some word processing programs (such as Microsoft Word) indents the first word that follows the number and the first word of any turnover lines 0.25 inch from the number (as shown in the illustrations at the bottom of page 396). The numbered list feature of other programs uses a default indent of 0.5 inch, but you can change this indent to 0.25 inch for a more attractive look.

- e. **Bulleted Items in a List.** Instead of numbers or letters, you can use *bullets* before the items in a list. Your software provides a variety of styles from which you can choose. For example:

CIRCLES: ○ ● TRIANGLES: ▷ ►
SQUARES: □ ■ OTHER ASCII CHARACTERS: > → *

If the items each begin with a bullet, you may use the *automatic bullet insert* feature of your word processing program. Depending on the program you are using, each item will begin at the left margin (as in the illustration below) or will be indented 0.25 inch from the left margin. Turnovers will be automatically indented. No space will be left between items, but as the illustration below demonstrates, you can create a more open look by inserting 1 blank line between items. If you prefer to indent the bullets 0.5 inch from the left margin, press the tab before activating the bullet feature.

When I review the situation as you described it in your letter of June 24, it seems to me that you have only two alternatives:

- Agree to pay the additional amount that Henning now demands before he will start construction. ↓ 2x
- Drop Henning and start the search all over again to find a firm qualified to handle a project of this size and this complexity. ↓ 2x

The following guidelines (¶¶1346–1365) deal with the *closing* of a letter. The closing typically includes a complimentary-closing phrase (¶1346), the writer's signature block (¶¶1348–1354), and reference initials (¶1355). The closing may also include a company signature line (¶1347), a file name notation (¶¶1356–1357), an enclosure notation (¶1358), a delivery notation (¶1359), a confirmation notation (¶1360), a copy notation (¶¶1361–1364), and a postscript (¶1365).

¶ 1346

Complimentary Closing

1346 a. Type the complimentary closing on the second line below the last line of the body of the letter. In a modified-block-style letter, start the closing at the center. In a block-style letter, start the closing at the left margin. In a simplified letter, omit the closing. (See the illustrations on pages 366–370.)

b. Capitalize only the first word of a complimentary closing.

c. Ordinarily, insert a comma at the end of the closing except when open punctuation is used. (For another exception, see *e.*)

d. The following complimentary closings are commonly used:

Sincerely, Sincerely yours, Cordially,

NOTE: More formal closings—such as *Very truly yours* and *Respectfully yours*—are infrequently used these days.

e. An informal closing phrase may be inserted in place of one of the more conventional closings shown in *d.* If the wording is an adverbial phrase (one that tells *how* or *in what manner*—for example, *With all best wishes* or *With warmest regards*), follow the closing with a comma. If the wording is a complete sentence (for example, *See you at the convention*), follow the closing with a period. In each case the comma or the period may be replaced with stronger punctuation as appropriate—that is, a question mark, an exclamation point, or a dash.

NOTE: If you are using open punctuation, see ¶1308b.

f. If both a complimentary closing and an informal closing phrase are used, type the complimentary closing in its regular position, and (1) type the informal phrase at the end of the last paragraph or (2) treat the informal phrase as the final paragraph with the appropriate terminal punctuation.

g. Once a pattern of personal or informal closings is begun, it should not be discontinued without good reason. Otherwise, if a subsequent letter uses a more formal closing, the person who receives the letter may wonder what has happened to the established relationship. (See also ¶1339b.)

Company Signature

1347 A company signature may be used to emphasize the fact that a letter represents the views of the company as a whole (and not merely the individual who has written it). If included, the company signature should be typed in all-caps on the second line below the complimentary closing. Begin the company signature at the same point as the complimentary closing. (See the illustration on page 366.)

Sincerely yours, ↓ 2x

HASKINS & COHEN INC.

NOTE: When a letter is written on letterhead stationery, the recipient of the letter may reasonably assume that the individual who signs the letter does so on behalf of the organization named in the letterhead. For that reason a company signature (like an attention line) is not really needed. Nevertheless, follow the style of the organization you work for.

Writer's Signature Block

1348 a. Ordinarily, type the writer's name in caps and lowercase on the fourth line below the company signature, if used, or on the fourth line below the complimentary closing. In the simplified letter style, type the writer's name and title in all-caps on the *fifth* line below the body. (See the examples in ¶1349 and the illustrations on pages 366–370.)

NOTE: If the letter is running short, you can leave up to 6 blank lines for the signature. If the letter is running long, you can reduce the signature space to 2 blank lines. (See also ¶1307.)

- b.** Ordinarily, start typing at the same point as the complimentary closing or the company signature. In the simplified letter style, start typing at the left margin.
- c.** Although some writers prefer to give only their title and department name in the signature block, a typewritten signature should also be included so that the unsigned copies will clearly show who sent the letter. If the writer prefers to omit his or her name from the signature block, then it should be spelled out in the reference initials. (See ¶1355d.)
- d.** Some managers have special stationery with their name and title imprinted along with other elements of the letterhead. When using this type of stationery, supply a typewritten signature but omit the title. (For an illustration, see page 369.)

1349 a. Arrange the writer's name, title, and department on two or more lines to achieve good visual balance. Align any turnovers at the left.

Janice Mahoney, Manager
Data Processing Division

Ernest L. Welhoelter
Chairman of the Board

Charles Saunders
Assistant Manager
Credit Department

Franklin Browning
Vice President and
General Manager

SIMPLIFIED STYLE: MARY WELLER, MANAGER, SALES DEPARTMENT

- b.** In signature blocks, capitalize the first letter of every word in the title and department except (1) prepositions under four letters (like *of*, *for*, and *in*), (2) conjunctions under four letters (like *and*), and (3) the articles *the*, *a*, and *an* when they appear within the title. (See also ¶1324c.)
- c.** If an organization's letterhead stationery or computerized template does not easily accommodate the appropriate phone numbers and an e-mail address for each employee, this information can be included at the end of the signature block. The following arrangements are acceptable:

Charles Saunders
Assistant Manager
Credit Department

phone: 630.555.5084

fax: 630.555.6594

e-mail: credit@benson.com

OR: tel 630.555.5084

fax 630.555.6594

e-mail: credit@benson.com

OR: t 630.555.5084

f 630.555.6594

e credit@benson.com

¶ 1350

If a personal e-mail address is available, use that instead of the one established for the department or the organization.

Charles Saunders
 Assistant Manager
 Credit Department
 phone: 630.555.5084
 fax: 630.555.6594
 e-mail: csaunders@benson.com

NOTE: Telephone numbers may also be written with hyphens (630-555-5084) or with spaces (630 555 5083). For additional details, see ¶1454.

1350 If a special title is to be used in a signature block, observe these guidelines:

- a.** A person who wants to be addressed as *Dr.* should use an appropriate academic degree after his or her name (not *Dr.* before it).

Jane Bishop, M.D.	Nancy Buckwalter, Ph.D.
Charles Burgos, D.D.S.	Morris Finley, D.D.
Lee Toniolo, D.O.	Henry Krawitz, D.H.L.

- b.** A person who wants to be addressed by an academic or a military title (*Dean*, *Major*) should type this title *after* the name or on the next line, not before it.

Helene C. Powell Dean of Students (NOT: Dean Helene C. Powell)	Joseph F. Corey Major, USAF (NOT: Major Joseph F. Corey)
--	--

- c.** When a title cannot be placed after a surname or cannot be inferred from the initials of an academic degree, then it may precede the name.

Rev. Joseph W. Dowd	Mother Ellen Marie O'Brien
---------------------	----------------------------

1351 Ordinarily, a man should not include *Mr.* in his signature. However, if he has a name that could also be a woman's name (*Adrian*, *Leslie*, *Sandy*, *Lynn*) or if he uses initials in place of a first and middle name (*J. G. Eberle*), he should use *Mr.* in either his handwritten or his typed signature when writing to people who do not know him. Otherwise, he will have to accept the fact that he may be addressed as a woman.

NOTE: If given in the handwritten signature, *Mr.* should be enclosed in parentheses. If given in the typed signature, *Mr.* should appear without parentheses.

Sincerely,

(Mr.) Lynn Treadway

Lynn Treadway

Sincerely,

Lynn Treadway

Mr. Lynn Treadway

1352 a. A woman may choose not to include any title along with her signature. In that case, someone writing to her may choose to address her as *Ms.* or use her full name without any title at all.

Sincerely,

Joan Beauregard

Joan Beauregard

Sincerely,

Leslie Ellis

Leslie Ellis



If she uses initials in place of a first name or if she has a first name that could also be a man's name (as in the case of Leslie Ellis, which is shown at the bottom of page 400), she will have to accept the fact that by not indicating her gender, she may be addressed as a man.

➤ For salutations to use when writing to someone whose gender is unknown to you, see ¶1339.

- b. A woman who wants to indicate her preference for *Ms.* should use this title in either her handwritten or her typed signature (but not both).

Sincerely yours,

(Ms.) *Constance G. Booth*

Constance G. Booth

Sincerely yours,

Constance G. Booth

Ms. Constance G. Booth

- c. A single woman who wants to indicate her preference for *Miss* should include this title in her handwritten or her typed signature (but not both).

Cordially,

(Miss) *Margaret L. Galloway*

Margaret L. Galloway

Cordially,

Margaret L. Galloway

Miss Margaret L. Galloway

- d. A married woman who retains her original name for career purposes or who does not change her surname at all may use either *Ms.* or *Miss*, as illustrated in b and c above.

- e. A married woman or a widow who prefers to be addressed as *Mrs.* has many variations to choose from. The following examples show the possible styles for a woman whose original name was Nancy O. Ross and whose husband's name is (or was) John A. Wells.

Sincerely,

(Mrs.) *Nancy O. Wells*

Nancy O. Wells

Sincerely,

Nancy O. Wells

Mrs. Nancy O. Wells

Sincerely,

(Mrs.) *Nancy R. Wells*

Nancy R. Wells

Sincerely,

Nancy R. Wells

Mrs. Nancy R. Wells

Sincerely,

(Mrs.) *Nancy Ross Wells*

Nancy Ross Wells

Sincerely,

Nancy Ross Wells

Mrs. Nancy Ross Wells

Sincerely,

(Mrs.) *Nancy O. Ross-Wells*

Nancy O. Ross-Wells

Sincerely,

Nancy O. Ross-Wells

Mrs. Nancy O. Ross-Wells

¶1353

NOTE: Giving the husband's full name in the typed signature (as in the example below) is a style often used for social purposes. It should not be used in business, and it should not be used when a married woman becomes a widow unless she indicates that this is her preference.

Sincerely,

Nancy O. Wells

Mrs. John A. Wells

- f. A divorced woman who has resumed her original surname may use *Ms.* or *Miss* in any of the styles shown in ¶1352b–c. If she retains her ex-husband's surname, she may use *Ms.* or *Mrs.* in any of the styles shown in ¶1352b and e. (**EXCEPTION:** The style that uses the husband's full name in the typed signature is not appropriate for a divorced woman.)

- 1353 a.** An administrative assistant or secretary who signs a letter at the boss's request customarily signs the boss's name and adds his or her own initials. However, if the boss prefers, the administrative assistant may sign the letter in his or her own name.

Sincerely yours,

Robert H. Benedict
DK

Robert H. Benedict
Production Manager

Sincerely yours,

Dorothy Kozinski

Ms. Dorothy Kozinski
Administrative Assistant
to Mr. Benedict

- b. If the person who signs for another is not the administrative assistant, either of the following forms may be used:

Sincerely yours,

(Miss) Alice R. Brentano

For Robert H. Benedict
Production Manager

Sincerely yours,

Robert H. Benedict
ARB

Robert H. Benedict
Production Manager

- 1354** When two people have to sign a letter, arrange the two signature blocks side by side or one beneath the other.

- a. If they are placed side by side, start the first signature block at the left margin and the second block at center. If this arrangement is used, the complimentary closing should also begin at the left margin. (This arrangement is appropriate for all letter styles.)
- b. If the signature blocks are positioned one beneath the other, start typing the second block on the fourth line below the end of the first block, aligned at the left. In a modified-block-style letter, begin typing at center; however, in a block-style or simplified letter, begin typing at the left margin.

Reference Initials

- 1355 a.** When the writer's name appears in the signature block and someone other than the writer has typed the letter, the simplest and least obtrusive way to format reference initials is to give the typist's initials alone in lowercase. (See the illustrations on pages 366, 369, and 370.)

NOTE: Do not include reference initials in a personal-business letter (see the illustration on page 368) or a social-business letter (see ¶¶1371–1372 and the illustration on page 419). Moreover, omit reference initials on letters you type yourself unless you need to distinguish them from letters prepared for you by someone else.

- b.** Type the initials of the typist at the left margin, on the second line below the writer's name and title. If the writer wants his or her initials used, they should precede the initials of the typist.
- c.** Type the initials either in small letters or in all-caps. When giving two sets of initials, type them both the same way for speed and simplicity.

TYPIST ONLY:	gdl	OR:	GDL	
WRITER AND TYPIST:	dmd/mhs	OR:	DMD/MHS	(BUT NOT: DMD/mhs)

- *For the use of autotext, see ¶1344a, note; for initials based on names like McFarland and O'Leary, see ¶516c.*
- d.** If the writer's name is not given in the signature block, type the writer's initials and surname before the initials of the typist; for example, *BSDixon/rp*.
- e.** When the letter is written by someone other than the person who signs it, this fact may be indicated by showing the writer's and the typist's initials (not the signer's and the typist's).

Sincerely yours,

↓ 4x

Herbert Heymann

Herbert Heymann

President

↓ 2x

pbr jbp

File Name Notation

- 1356** When you create documents using word processing software, each document needs a unique file name so that it can be readily retrieved from storage. Some organizations have specific guidelines for creating file names so that anyone in the organization can retrieve a document. If you are free to create your own file names, the following guidelines may be of some help.

Continued on page 404

¶1356



- a. A file name has three components: a name, a *dot* (a period used as a separator), and a default extension that specifies the type of document that is being filed. This extension may or may not be visible, depending on the software you are using.
- b. In creating a file name, try to make it as meaningful as possible. You can use the letters *a* to *z*, the figures *0* to *9*, and certain symbols. Depending on the software that you are using, you may be able to use spaces in file names.

NOTE: Refer to your software help file or your user's manual to determine whether you can use spaces and to confirm which symbols may or may not be used.

- c. If you are planning to file alphabetically, the first element in a file name may be the name of a person, an organization, or a subject. If you are dealing with a long name, you may abbreviate it in a way that suggests the full name. For example, a long name like *Yvonne Christopher* could be transformed into *chrstphr*—or better yet, *chrstphy* (to distinguish it from a file name created for *Henry Christopher*—*chrstphh*). An organizational name like *Bank of America Corporation* could be abbreviated as *bankamer*. A subject name like *Direct Marketing Plans for 2007* could be shortened to *dmplns07*. However, abbreviations are not necessary now that most software programs no longer restrict the length of file names.
- d. If you are planning to file numerically, the first element in a file name may be a date, a policy number, an order number, or something similar. If you are using dates, express months in a sequence that ranges from 01 to 12, days in a sequence that ranges from 01 to 31, and years in a sequence that ranges from 00 to 99. Express the date in year-month-day sequence; for example, the file name based on May 2, 2007, would be *070502*.

NOTE: If you file a lot of correspondence by date, you may want to include the recipient's surname following the date. For example, the file name for a letter sent to Alexander Grayson on June 4, 2007, might be *070604grayson* or *070604grysn*. The file name for a letter sent to the International Association of Business Communicators on the same date might be *070604iabc*.

- e. If you are filing alphabetically and want to include a date as part of the file name, you may use the year-month-day format as described in *d* above. Then, for example, the file name for a letter sent to Thomas Poe on November 2, 2006, would be written as *poet061102*.

Here is an alternative format for expressing the date in year-month-day order:

- (1) To express the year, use only the last digit of the year (for example, *5* for *2005*).
- (2) To express the months from January to September, use the figures *1* to *9*. For October, November, and December, use the abbreviations *oct*, *nov*, and *dec* or simply the letters *o*, *n*, and *d*.
- (3) To express the day, use the figures *1* to *31*.

With this format, the file name for the letter sent to Thomas Poe on November 2, 2006, would be *poet6nov2* or *poet6n2*.

f. In addition to a default extension, another extension may be used:

- (1) To show the initials of the writer.
- (2) To indicate where a document falls in chronological order. (For example, *bonoj12* would signify that a given document is the twelfth sent to J. Bono.)
- (3) To identify a document in different stages of revision. (For example, *d1* could signify the first draft, *d3* the third draft, and *df* the final version.)
- (4) To indicate the initials of the recipient of the letter if the primary component of the file name is the date.

- 1357 a.** It is not essential to provide a file name notation on your letters, but some organizations require it and some writers prefer to do so. On the other hand, some organizations specify that for security purposes the file name should appear only on the file copy.
- b.** If you want to insert a file name notation in a letter, type it on the line below the reference initials (see ¶1355). Some writers prefer to treat the file name notation as a reference notation and insert it after the phrase *When replying, refer to:*. (See ¶1315.)

Enclosure Notation

1358 a. If one or more items are to be included in the envelope with the letter, indicate that fact by typing the word *Enclosure* (or *Enclosures*) at the left margin, on the line below the reference initials or the file name notation, whichever comes last.

NOTE: Before sending the letter, make sure that the number of enclosures shown in the enclosure notation agrees with (1) the number cited in the body of the letter and (2) the number of items actually enclosed.

b. The following styles are commonly used:

Enclosure	2 Enclosures	Enclosures:
Enc. (See ¶503.)	2 Enc.	1. Check for \$500
1 Enclosure	Enclosures 2	2. Invoice A37512
Check enclosed	Enc. 2	

- c.** You may use the term *Attachment* or *Att.* when the material is actually attached to the cover letter rather than simply enclosed.
- d.** If material is to be sent separately instead of being enclosed with the letter, indicate this fact by typing *Separate cover* or *Under separate cover* on the line below the enclosure notation (if any) or on the line directly below the reference initials or the file name notation, whichever comes last. The following styles may be used:

Separate cover 1	Under separate cover:
	1. Annual report
	2. Product catalog
	3. Price list

- e.** If you have several enclosures and want to identify each one by name, list them in the order in which you referred to them in the body of the letter.

¶ 1359

- f. When the letter and the enclosures are being assembled for mailing, clip the pages together in some way that can be easily undone.

NOTE: Do not staple these pages before sending them out. If the recipient wants to make copies, having to remove staples is a nuisance and may even cause the original pages to tear. If stapling is desired, let the recipient of the letter do it.

Delivery Notation

- 1359 a.** If a letter is to be delivered in a special way (other than ordinary first-class mail), type an appropriate notation on the line below the reference initials, the file name notation, or the enclosure notation, whichever comes last. Among the notations that could be used are *By fax*, *By e-mail*, *By FedEx*, *By Express Mail*, *By certified mail*, *By registered mail*, *By special delivery*, and *By messenger*.

crj	HWM:FH	tpg/wwc
Enc. 2	By FedEx	Enclosures 4
By e-mail	cc: Mr. Fry	By fax

- b. If you send a letter by fax and want to record the fax number on your file copy, simply expand the delivery notation as follows:

By fax (203.555.4687)

- c. If you want to e-mail a normal letter (that is, one that uses a letterhead design and normal margins), you must take special precautions to preserve the overall formatting of the letter. The simplest technique is to send the letter as an attachment to an e-mail message that serves as a cover note. (See ¶1385.) If you try to e-mail the letter itself, it is likely to arrive with its format significantly distorted.

NOTE: In view of the special precautions that are required when e-mailing a letter, it may be simpler to fax the letter instead.

Confirmation Notation

- 1360 a.** When a letter is initially faxed or e-mailed and then sent through the mail as a confirmation copy, it is helpful to provide a confirmation notation on the letter being mailed. In that way the recipient will realize at once that the document now in hand is not a new letter but simply a hard-copy version of the fax or e-mail message previously received.

- b. Type the confirmation notation on the second line below the date line (see ¶1313) or below any notation that follows the date (see ¶¶1314–1315). Starting at the left margin, type the following notation:

Confirmation of [fax **OR** e-mail] sent on [date on which the letter was transmitted].

Copy Notation

- 1361 a.** A copy notation lets the addressee know that one or more persons will also be sent a copy of the letter. The initials *cc* are still the most commonly used device for introducing this notation. Although the abbreviation originally referred to *carbon copies*, *cc* also means *copies* (in the same way that *pp.* means *pages* and *ll.* means *lines*). The initials *cc* may also stand for *courtesy copies*; indeed, that is how *cc* is defined in the Microsoft Word program.

¶ 1362

Some writers object to using *cc*, now that the widespread use of photocopies or duplicate printouts has made the use of carbons obsolete. However, *cc* and its related form *bcc* (see ¶1362) continue to be widely used (regardless of how the copies are made), in much the same way that a *dial tone* continues to be heard on telephone instruments that use buttons rather than a rotary dial.

NOTE: The abbreviation *cc* is used in the heading of many memo templates and e-mail formats. (For illustrations see pages 421 and 429.)

- b. Writers looking for an alternative to *cc* may use a single *c* or the phrase *Copies to* (or *Copy to*).
- c. Start the copy notation on the line directly under any previous notation (such as reference initials or an enclosure notation). If there is no previous notation, type the copy notation on the second line below the writer's signature block.

- d. Type *cc* or *c* or *Copies to* at the left margin, and follow it immediately with a colon.

NOTE: When you type *cc* at the start of a new line, your word processing program may automatically change it to *Cc*. This change is caused by an automatic styling function that capitalizes the first letter of anything typed at the left margin when a blank line is directly above or when the previous text line ends with a hard return. This automatic function should be permanently disabled.

- e. If you are sending a copy to only one person, insert 1 or 2 spaces between the colon and the person's name.

mfn	Enclosure	pda/gfy
cc: Ms. Wu	c: Mr. Case	Copy to: Mrs. L. Bergamot

- f. If you are sending copies to several people, set a tab 1 or 2 spaces after the colon in order to start all the names at the same point. List the names in alphabetic order or according to rank. Type *cc* or *Copies to* only alongside the first name in the list.

cc: Ms. Aguirre	c: Mr. Devoe	Copies to: Mrs. Gold
Mr. Boulet	Ms. Eggleston	Mr. Hunsicker
Mrs. Corbin	Mrs. Franco	Ms. Ismail

- g. When first names or initials are given along with last names, omit titles such as *Mr.*, *Miss*, *Mrs.*, and *Ms.* except in formal letters. Moreover, do not use these titles if nicknames are given with last names.

c: James Diaz	cc: J. Diaz	cc: Jim Diaz
Kenneth Eustis	K. Eustis	Ken Eustis
Margaret Foster	M. Foster	Peggy Foster

1362 If you do not want the addressee to know that one or more persons are also being sent a copy of the letter, use a *blind copy notation*.

- a. Print the original letter plus any copies on which the regular copy notation is to appear.
- b. Print the blind copies one at a time, with a blind copy notation showing the name of the designated recipient.
- c. Under certain circumstances, you may wish to let all recipients of blind copies know who the others are.

Continued on page 408

¶ 1363

- d. Type the blind copy notation on the second line below the last item in the letter (whether reference initials, an enclosure notation, or any other notation).
- e. The form of a blind copy notation should follow the form of the copy notation. If you have used *cc* or *c*, then use *bcc* or *bc* accordingly. If you have used *Copies to*, use *Blind copies to*.
- f. The file copy should show all the blind copy notations, even though the individual copies do not. Whether the file copy is stored in computer memory or in hard-copy form, you may need to use the file copy later on to make additional copies for distribution. In such cases make sure that no prior blind copy notation appears on these new copies unless you want it to.

1363 When a letter carries both an enclosure notation and a copy notation, it is assumed that the enclosures accompany only the original letter. If a copy of the enclosures is also to accompany some copies of the letter, this fact may be indicated as follows:

cc w/o enc:	D. P. Wellak	(will receive only the letter)
	N. A. Warren	(will receive only the letter)
cc w/enc:	J. Baldwin	(will receive the letter and the enclosures)
	G. Conger	(will receive the letter and the enclosures)

1364 a. A copy is not usually signed. However, a check mark is usually made on each copy next to the name of the person or department for whom that copy is intended. As an alternative, you may use a highlighting marker to identify the recipient of each copy.

c: M. Starr ✓	c: M. Starr	c: M. Starr
W. Fried	W. Fried ✓	W. Fried
C. Bell	C. Bell	C. Bell ✓

NOTE: If the letter is sent by e-mail, you can use electronic highlighting to identify the recipient of each copy.

➤ *For an illustration of electronic highlighting, see ¶1319c.*

- b. When an unsigned copy is likely to strike the recipient as cold and impersonal, it is appropriate for the writer to add a brief handwritten note at the bottom of the copy and sign or initial it.
- c. If a letter is addressed to two people, the copy sent to each of them should be treated as an original and should be signed. A copy notation will be required only if additional copies are being sent to other people.
- d. If a letter is addressed to more than two people, the copy sent to each of them will require special treatment, as described in ¶1319.

Postscript

1365 a. A postscript can be effectively used to express an idea that has been deliberately withheld from the body of a letter; stating this idea at the very end gives it strong emphasis. A postscript may also be used to express an afterthought; however, if the afterthought contains something central to the meaning of the letter, the reader may conclude that the letter was badly organized.

¶1366

NOTE: If the names are short, type them on the same line with the page number and the date. Use only each person's title and surname, and join the names with *and*.

Mrs. Austin and Mr. Goya

2

September 28, 2007

↓ 2 or 3x

- e. If the letter is addressed to more than two people, it is not feasible to list all their names in a continuation heading or include all the inside address blocks within the same letter (see ¶1319c). In that case, prepare a customized version of the letter for each recipient, and use only that recipient's name in the continuation line.
- f. If the letter is addressed to *Dear Sir or Madam* or if it lacks the name of a particular recipient, use a brief phrase in the heading that clearly links the continuation page to the first page of the letter.

Recommendation for Emily Hanson

2

September 28, 2007

↓ 2 or 3x

- g. Leave 1 or 2 blank lines below the last line of the continuation-page heading and resume typing the letter. If you use the header feature of your word processing software to create a continuation-page heading, be sure there is at least 1 blank line between the header and the text of the letter.

Ms. Jenny Applegate

2

February 23, 2007

↓ 2 or 3x

and comparison shopping on Web sites will help you research products and compare prices to find the best bargains.

NOTE: If you use Microsoft Word's *header* feature for the one-line format, you will automatically get 2 blank lines below the continuation heading. If you use the same feature for the three-line format, you will need to insert 1 or 2 blank lines in the header box before resuming the text of the letter.

- h. Do not divide a short paragraph (one that contains only two or three lines) at the bottom of a page. For a paragraph of four or more lines, always leave at least two lines of the paragraph at the bottom of the previous page. Carry over at least two lines to the continuation page. (See also ¶1344i.)
- i. Never use a continuation page just for the closing section of a business letter. (The complimentary closing should be preceded by at least two lines of text.)
- j. Leave a bottom margin of at least 1 inch. The last page may run short. (See ¶1306.)
- k. Do not divide the last word on a page.
- l. When a letter consists of two or more pages, do not staple it before sending it out. If the recipient wants to make copies, having to remove staples is a nuisance and may even cause the original pages to tear. If the letter consists of too many pages to be folded, clip the pages together in some way that can be easily undone.

Envelopes

For useful guidance on sending business mail, go to <<http://www.usps.com>>, the Web site established by the United States Postal Service (USPS); there you will find an online brochure titled "A Guide to Mailing for Business and Organizations." For guidelines on personal mail, get a copy of "Consumer's Guide to Postal Services & Products" (Publication 201).

Selecting the Right Size

1367 a. The following chart indicates the envelope to be used, depending on the size of the stationery and the way in which the stationery is folded (see ¶1370).

Stationery	Fold	Envelope
Letter (8½" x 11")	In thirds	No. 10 (9½" x 4½")
	In half, then in thirds	No. 6¾ (6½" x 3½")
Executive (7¼" x 10½")	In thirds	No. 9 (8⅞" x 3⅞")
	In thirds	Monarch (7½" x 3⅞")
Half Letter (5½" x 8½")	In thirds	No. 6¾ (6½" x 3½")

NOTE: If you are using stationery and envelopes other than those shown above, consult the standards established by the USPS for envelope size and thickness in order to qualify for automated processing.

b. If you use the *envelope* feature of your word processing program, you will be presented with a menu from which you can select the envelope size you want to use. Moreover, your program will automatically place the return address and the mailing address in positions appropriate for the envelope size you have selected.

NOTE: You can modify these default placement specifications to meet special requirements. You can also use a custom-size envelope (assuming your printer will support it) and establish appropriate placement specifications for that size.

➤ *For an illustration of an envelope prepared by Microsoft Word (using the envelope feature and all the default specifications), see page 412.*

Addressing Envelopes

1368 The Inside-Address Style

The traditional style for addressing envelopes—and the style most commonly seen on envelopes—uses caps and lowercase plus punctuation as appropriate. This style may be thought of as the inside-address style, because it follows all aspects of the format for inside addresses, as discussed in ¶¶1316–1336. The advantage of using this style is that it saves time and effort: your software program will copy the inside address as it appears in the letter and paste it on the envelope. You do not have to retype the address on the envelope. Moreover, the OCRs (optical character readers) used by the USPS are programmed to read this traditional style of address.

➤ *For the use of the all-cap style in addressing envelopes, see ¶1369.*

¶ 1368

When using the inside-address style:

- a. Always use single spacing and block each line at the left.
 - See the illustrations on pages 413–414; for specific details on the handling of elements within the address block, see ¶¶1316–1336.
- b. Capitalize the first letter of every word in an address except (1) prepositions under four letters (like *of* and *for*), (2) conjunctions under four letters (like *and*), and (3) the articles *the*, *a*, and *an* when they are used within a name or title. (Under certain circumstances even some of these short words are capitalized. See ¶¶1324c, 1326d.)
- c. Type the city, state, and ZIP Code on the last line. If space limitations make it impossible for the ZIP Code to fit on the same line, the ZIP Code may be typed on the line directly below, blocked at the left.

NOTE: You can find or confirm the ZIP Code for a specific address on the USPS Web site: <<http://www.usps.com>>.

- d. Leave 1 space between the state name and the ZIP Code. (The USPS recommends either 1 or 2 spaces.)
- e. The state name may be spelled out or given as a two-letter abbreviation. Either form is correct for use with a ZIP Code. (See ¶1334a–b.)
- f. The next-to-last line in the address block should contain a street address, a post office box number, a rural route address, or a highway contract address. (See ¶¶1316c, 1328–1331.)

Elvera Agresta, M.D.
218 Oregon Pioneer's Building
320 Southwest Stark Street
Portland, Oregon 97204-2628

Mr. Peter Schreiber
Director of Research
Colby Electronics Inc.
P.O. Box 6524
Raleigh, NC 27628

- g. When using the envelope template of a word processing program to prepare an envelope, accept the default positions for the mailing address and the return address. Doing so will ensure that the mailing address falls within the OCR “read area” and that the return address does not.

NOTE: The OCR read area starts $2\frac{3}{4}$ inches above the bottom edge of the envelope, ends $\frac{5}{8}$ inch from the bottom edge, and extends horizontally to $\frac{1}{2}$ inch from the left and right edges. Do not allow any notations to fall alongside or below the OCR read area.

- h. Your software may permit you to insert the USPS POSTNET bar code above or below the address block. (See ¶1369b.) Before you take advantage of this option, make sure that your complete database of mailing addresses has been certified by means of address-matching software approved by the USPS. For further information, contact your local Postal Service business center. (See also ¶1332b.)
- i. When using a window envelope, adjust the placement of the inside address on the material to be inserted so that there will be a minimum clearance of $\frac{1}{8}$ inch (and

**No. 10 envelope created by Microsoft Word,
using all the default specifications.**

Arlene M. Myers
1900 Sunnyslope Drive
Tampa, FL 33615

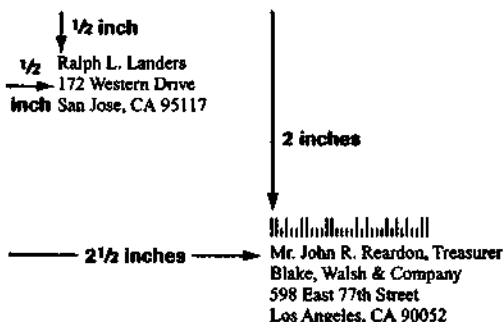
llllllllllllllllllllllll
Leslie J. Donovan, Ph.D.
Apartment 520
One North 88th Avenue
Miami, FL 33172

preferably 1/4 inch) between the edges of the window and all four sides of the address block, no matter how much the inserted material shifts around inside the envelope. (See also ¶1370d.)

- j. To facilitate OCR processing, make sure that the lines in the address block are parallel to the bottom edge of the envelope. Moreover, there should be good contrast between the typed address and the color of the envelope; black type on a white background is preferred. In addition, do not use a script or italic font. The type should be clear and sharp, and adjacent characters should not touch or overlap.
- k. When the envelope is already imprinted with an organization's return address, it is not possible to type the writer's name above the printed address. In such cases you may write the name in by hand above the printed address, or you may type the name on the second line below the printed return address.
- l. If you have to create a return address, it should contain the following information, arranged on single-spaced lines, aligned at the left: (1) the name of the writer, (2) the name of the organization (if appropriate), (3) a street address or post office box number, and (4) the city, state, and ZIP Code. If you are using the envelope template of a word processing program, accept the default position for the return address.
- m. If a notation such as *Confidential*, *Personal*, *Please Forward*, or *Hold for Arrival* is to be used, type it on the third line below the return address. Align the notation at the left with the return address. Begin each main word with a capital letter, and use boldface or underlining. For special emphasis type *Confidential* and *Personal* in bold caps (as in the second illustration on page 414).

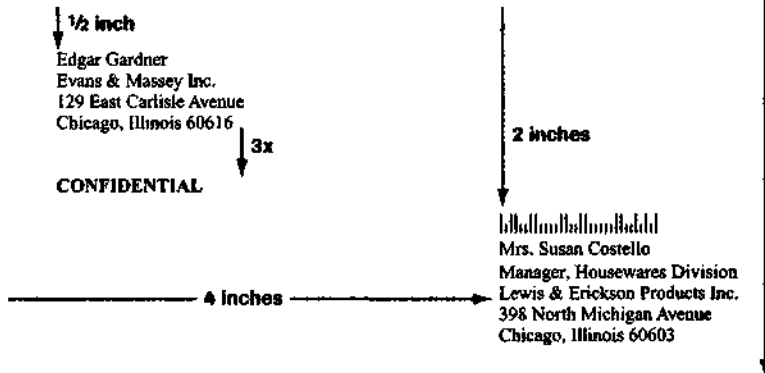
NOTE: Do not allow any notations or graphics to fall alongside or below the area established for the mailing address (see ¶1368j). Copy placed in these locations will interfere with OCR processing.

¶1368

No. 6³/₄ envelope.

For OCR processing, start the mailing address no higher than 2³/₄ inches from the bottom edge. Leave a minimum bottom margin of 5/8 inch and minimum side margins of 1/2 inch. (See ¶1368j.)

No. 10 envelope with confidential notation.



- n. If an attention line was used within the letter itself, it should appear on the envelope as well. The attention line should be typed as the first line of the address block (see ¶1337).
 - o. When a letter is to be sent in a special way by the U.S. Postal Service, do not type a mailing notation on the envelope (a customary practice in the past). The Postal Service will either affix a label or stamp the envelope to indicate the special handling that the sender has specified.
 - p. Make sure that the spelling of the name and address on the envelope agrees with the spelling shown in the inside address (and with the spelling shown on your records or the incoming document).
- For letters being sent to two or more people at the same address, see ¶1319a.

1369 The All-Cap Style

The all-cap style for addressing envelopes was devised by the U.S. Postal Service (USPS) primarily for the benefit of high-volume mailers who must contend with space limitations for the address blocks they generate by computer. The all-cap style typically appears on labels to be used in a mass mailing.

The USPS has issued many brochures urging everyone—individuals as well as organizations—to use the all-cap style, but it acknowledges that envelope addresses that use the inside-address format (see ¶1368) can be easily read by the USPS OCRs.

Keep in mind that the USPS now subjects *all* letter-size mail and postcards to OCR processing—even mail with handwritten addresses. Only those items that cannot be read by OCR are diverted to special encoding centers for manual processing.

NOTE: If your organization maintains its mailing lists on tapes or disks and uses these to generate inside addresses in letters (as well as address blocks on envelopes), the all-cap (and no-punctuation) style designed for the envelope will look inappropriate inside the letter. Moreover, the heavy use of abbreviations in the all-cap style (see *a* below) often makes the address unintelligible to readers—another reason for not using this format for inside addresses. In such cases it makes sense to use the inside-address style described in ¶1368. You will then have a format that looks attractive as an inside address and that is also OCR-readable when used on an envelope.

When using the all-cap style:

- a. Keep in mind the maximum number of keystrokes you can get in any one line. If necessary, use abbreviations freely and omit all punctuation except the hyphen in the ZIP+4 Code.

NOTE: To keep the line length down to 28 keystrokes, the USPS has provided three special sets of abbreviations: one for state names; another for long names of cities, towns, and places; a third for names of streets and roads and general terms like *University* or *Institute*. By means of these abbreviations (see the ZIP Code directory), it is possible to limit the last line of any domestic address to 28 keystrokes.

Pass-a-Grille Beach, Florida 33741-9999 (39 keystrokes)

123456789012345678901234567890123456789

PAS-A-GRL BCH FL 33741-9999 (27 keystrokes)

Abbreviations such as those shown above serve to facilitate OCR processing, but they also serve in some cases to make the address incomprehensible to all except devoted students of USPS manuals. (Read the copy in the illustration on page 483.)

NOTE: These abbreviations appear on the USPS Web site: <<http://www.usps.com>>.

- b. Type the lines in all-caps, single-spaced, blocked at the left, with no punctuation. Try to hold the address block to 5 lines. Your software may permit you to insert the USPS POSTNET bar code *above* or *below* the address block. (See the illustrations on pages 412, 414, and 416.)

NOTE: Before you insert a bar code, make sure that your complete database of mailing addresses has been certified as correct by means of address-matching software approved by the USPS. For further information, contact your local Postal Service business center. (See also ¶1332b.)

¶1369

No. 10 envelope showing the all-cap address style.

EVANS & MASSEY INC
129 EAST CARLISLE AVE
CHICAGO, IL 60616

2 inches

MR HENRY T MACMILLAN JR
CAMPING ENTERPRISES INC
412 HIGH ST RM 980
WASHINGTON DC 20017

4 inches

- c. Type the city, state, and ZIP Code on the last line. If space limitations make it impossible for the ZIP Code to fit on the same line, the ZIP Code may be typed on the line directly below, blocked at the left.
- d. Leave 1 space between the state name and the ZIP Code. (The USPS recommends either 1 or 2 spaces.)
- e. Express the state name as a two-letter abbreviation.
- f. The next-to-last line in the address block should contain a street address, a post office box number, a rural route address, or a highway contract address. (See ¶1316c, 1328–1331.)
- g. If a room number, a suite number, an apartment number, or a floor number is part of the address, insert it immediately after the street address on the same line. (See the examples in ¶1369b and h.) When this information will not fit on the same line as the street address, place it on the line above but never on the line below. (See the examples in ¶1316b, 1317b.)

NOTE: Do not use the pound sign (#) if a term such as *Room*, *Suite*, *Apartment*, or *Floor* is used before the number. If you do use the pound sign, the USPS asks that 1 space be left between the symbol and the number that follows; for example:

616 OHIO AVENUE # 203

- h. If an attention line is to be included in the address, insert it on the line directly above the organizational name or (in the absence of an organizational name) on the line directly above the street address or post office box number (see ¶1337). If a serial number of some kind (for example, an account number or a file reference number) is required, insert it as the first line of the address block.

H 048369 1078 AT5
MRS M R TURKEVICH
BROCK & WILSON CORP
79 WALL ST STE 1212
NEW YORK NY 10005-4101

OR: H 048369 1078 AT5
ATTN MRS M R TURKEVICH
BROCK & WILSON CORP
79 WALL ST STE 1212
NEW YORK NY 10005-4101

- i. To facilitate OCR processing, make sure that the mailing address starts no higher than $2\frac{3}{4}$ inches from the bottom edge, falls no lower than $\frac{5}{8}$ inch from the



bottom edge, and comes no closer to either the left or the right edge than $\frac{1}{2}$ inch. Do not allow any notations or graphics to fall alongside or below the area established for the mailing address. Make sure that the lines in the address block are parallel to the bottom edge of the envelope. Moreover, there should be good contrast between the typed address and the color of the envelope; black type on a white background is preferred. Do not use a script or italic font. The type should be clear and sharp. Adjacent characters should not touch or overlap.

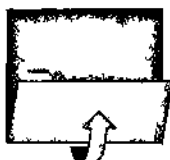
Folding and Inserting Letters

1370 The following paragraphs provide guidelines for folding letters and inserting them into envelopes.

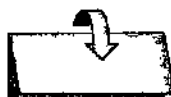
a. To fold a letter in thirds:



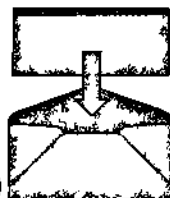
(1)



(2)



(3)



(1) Bring the bottom third of the letter up and make a crease.

(2) Fold the top of the letter down to within $\frac{3}{8}$ inch of the crease you made in step 1. Then make the second crease.

(3) The creased edge made in step 2 goes into the envelope first.

NOTE: Use this method for $8\frac{1}{2}'' \times 11''$ stationery with a No. 10 envelope; executive stationery with a No. 9 or a Monarch envelope; $5\frac{1}{2}'' \times 8\frac{1}{2}''$ stationery with a No. $6\frac{3}{4}$ envelope.

b. To fold a letter in half and then in thirds:



(1)



(2)



(3)



(4)



(1) Bring the bottom edge to within $\frac{3}{8}$ inch of the top edge and make a crease.

(2) Fold from the right edge, making the fold a little less than one-third the width of the sheet before you crease it.

(3) Fold from the left edge, bringing it to within $\frac{3}{8}$ inch of the crease you made in step 2 before you crease the sheet again.

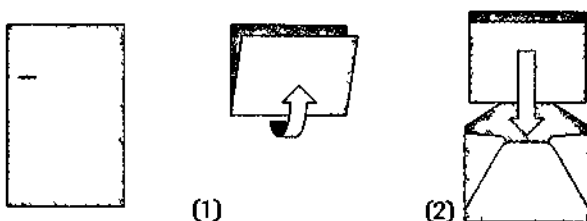
(4) Insert the left creased edge into the envelope first. This will leave the crease you made in step 2 near the flap of the envelope.

NOTE: Use this method for $8\frac{1}{2}'' \times 11''$ stationery with a No. $6\frac{3}{4}$ envelope.

Continued on page 418

¶1371

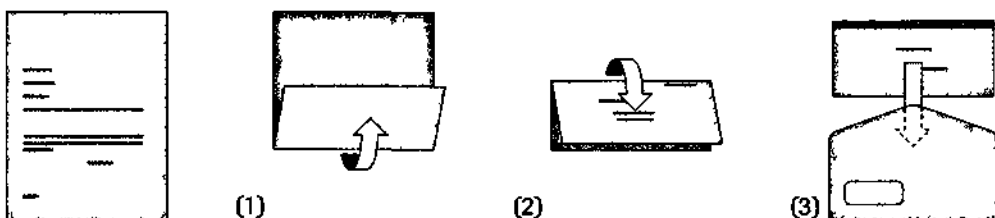
c. To fold a letter in half:



- (1) Bring the bottom edge to within $\frac{3}{8}$ inch of the top edge and make a crease.
- (2) Insert the creased edge into the envelope first.

NOTE: Use this method for $5\frac{1}{2}'' \times 8\frac{1}{2}''$ stationery with a No. $5\frac{3}{8}$ envelope.

d. To fold a letter for insertion into a window envelope:



- (1) Place the letter *face down* with the letterhead at the top, and fold the bottom third of the letter up.
- (2) Fold the top third down so that the inside address shows.
- (3) Insert the letter with the inside address toward the *front* of the envelope. The inside address should now be fully readable through the window of the envelope. Moreover, there should be at least $\frac{1}{8}$ inch (and preferably $\frac{1}{4}$ inch) between all four sides of the address and the edges of the window, no matter how much the letter shifts position in the envelope.

Social-Business Correspondence

1371 The term *social-business correspondence* applies to the following types of letters:

- a. Executive correspondence addressed to high-level executives, officials, and dignitaries. (Unlike ordinary business correspondence—which deals with sales, production, finance, advertising, and other routine commercial matters—these letters deal with such topics as corporate policy and issues of social responsibility, and they are written in a more formal style.)
- b. Letters expressing praise, concern, or condolence to someone within or outside the organization. The occasion that prompts the letter could be exceptional performance on the job or in the community, an employment anniversary, the death or serious illness of a family member, or an upcoming retirement. Such letters may be formal or informal, depending on the relationship between the writer and the person addressed.

c. Letters to business associates within or outside the company on purely social matters.

1372 Social-business correspondence differs from ordinary business correspondence in several ways:

- The inside address is typed at the bottom of the letter, aligned at the left margin and starting on the fourth line below the writer's signature or title (whichever comes last).
- The salutation is followed by a comma rather than a colon.
- Reference initials and notations pertaining to file name, enclosures, delivery, and copies are typically omitted. (It would make good sense, however, to put such notations on the file copy in case this information is needed later on.)



September 26, 2007

↓ 4x

Dear Annie, ↓ 2x

You and I have worked together on the Advisory Council for nearly six years, and in that time we have gotten to know each other pretty well. So you'll understand why I was deeply pained to hear that you and your husband have sold your house and are planning to move to the Northwest next month. ↓ 2x

We have not always seen eye to eye (I still think you were dead wrong to vote against the parking lot expansion), but there is no one who has given as much thought and imagination and caring service to this town as you have. ↓ 2x

All of us on the Advisory Council are going to miss you very much, both as a forceful participant and as a rare and generous friend, but we wish you and George the best of luck as you make new lives for yourselves. We envy your new neighbors, for they will be the beneficiaries of what we in Avon have so long enjoyed—your vital presence. ↓ 2x

We won't forget you, Annie ↓ 2x

Sincerely,

Harlan ↓ 4x

Harlan W. Estabrook
Chairman

↓ 4x

Mrs. Anne G. Wheatley
14 Tower Lane
Avon, Connecticut 06001

¶1373

- d. If the letter requires a *Personal* or *Confidential* notation, place the notation only on the envelope, not on the letter itself. (For the appropriate placement of the notation on an envelope, see ¶1368m and the second illustration on page 414.)

NOTE: Include the *Personal* or *Confidential* notation on the file copy.

- e. Social-business correspondence is also *more* formal or *less* formal than ordinary business correspondence. For example, correspondence to high-level officials and dignitaries is customarily more formal. In such cases use the word style for numbers (see ¶¶404–406) and one of the special salutations listed in Section 18. However, in letters to business associates who are also close friends, the salutation and the complimentary closing may be very informal, and the writer's typed signature and title—and even the inside address—may be omitted. Moreover, when such letters are purely personal in nature, the writer may use plain stationery and omit the return address.

Memos

- 1373 a.** The memo format was designed to simplify the exchange of information within an organization. The printed memo form is now a thing of the past, but the memo format continues to be widely used for certain types of documents transmitted by e-mail.
- b.** The memo format and the e-mail format look very much alike. The heading in each case calls for the same kind of information: the names of the recipients, the subject of the message, and the date of transmittal. Yet they each work best under different circumstances.

The *e-mail* format is typically used when a message deals with a topic of only temporary importance (for example, arranging dates for meetings or exchanging comments on routine matters). Such messages are usually deleted sooner or later.

The *memo* format is typically used when the message deals with topics likely to form part of a permanent record—for example, announcements of changes in policy, procedures, organization, or staffing. Minutes of meetings done in an informal style also make use of the memo format (see ¶1704 and the illustration on page 546).

- c.** Many organizations have designed their own memo format. If your organization has not done so, you can use a memo template provided by your word processing software. The illustration at the top of page 421 shows one of the templates provided by Microsoft Word.

- 1374** If you want to create your own memo template, consider the following guidelines. (The illustrations on pages 422–423 have been formatted to reflect these guidelines.)

Please remember: There is no one correct format for a memo. Design the format to meet your needs and those of the organization you work for.

NOTE: Because memos are now typically distributed by e-mail, you may find it helpful to consider the guidelines for preparing e-mail messages. (See ¶¶1375–1385.)

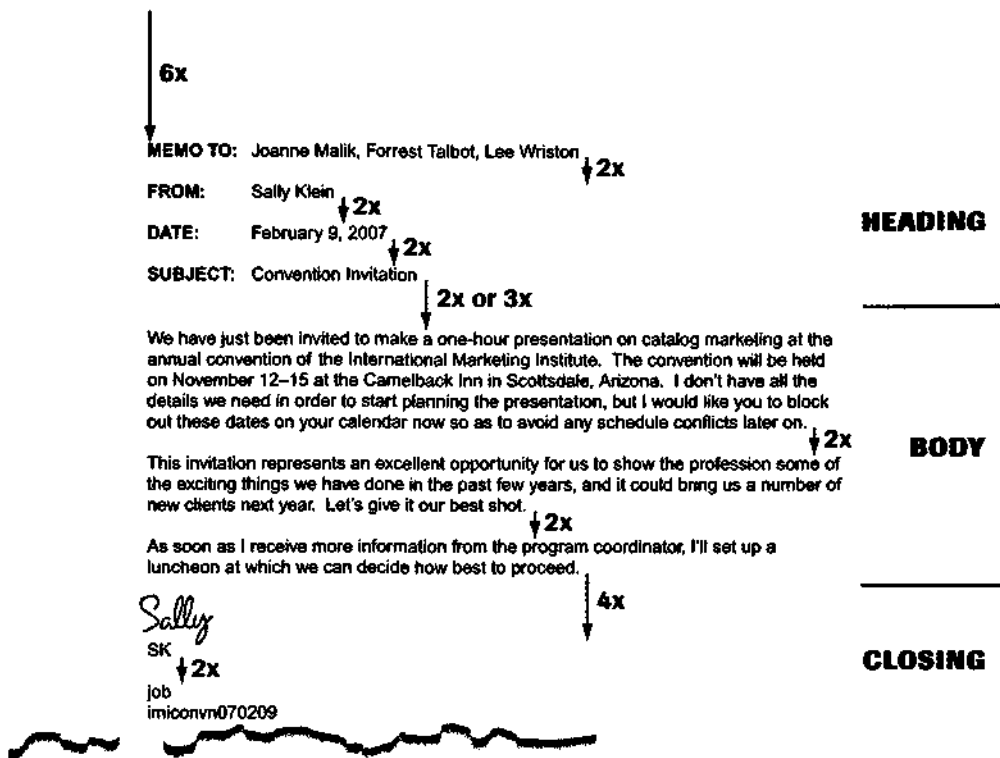
- a.** For side margins, either choose the default settings (1.25 inches for Microsoft Word, 1 inch for WordPerfect) or, for better appearance and legibility, choose even wider side margins (as shown in the table in ¶1305b).

The Professional memo template (using 10-point Arial), provided by Microsoft Word.

- b. The standard top margin for all business documents is 2 inches (established by spacing down 6 times from the default top margin of 1 inch). However, if you stay with a top margin of only 1 inch, you can fit more copy on the page and reduce the need for a continuation page. If you are planning to use letterhead stationery for a memo, make sure you leave at least a 0.5-inch space between the letterhead and the first element to be typed.
- c. You can choose the heading you prefer: for example, *MEMO* (as in the illustration above), *INTEROFFICE MEMORANDUM* (as in the illustration at the bottom of page 422), or simply *MEMORANDUM* (as in the illustration on page 423).
- d. The heading of the memo should include the following guide words—*TO*, *FROM*, *DATE*, and *SUBJECT*.

NOTE: If you decide not to use a heading such as *INTEROFFICE MEMORANDUM* or *MEMORANDUM*, change *TO* (the first guide word) to *MEMO TO* (as shown in the illustration at the top of page 422).

- For an explanation of the spacing notations that appear on the illustrations of memos, see ¶1302d.
- e. You may also wish to add a number of other guide words. For example, below the guide word *TO* you could insert *COPIES TO*. If you work in a large organization and are sending memos to people who do not know you, then below the guide word *FROM* you might want to insert such guide words as *DEPARTMENT*, *FLOOR*, *PHONE NO.*, or *FAX NO.* Start typing the guide words at the left margin and use double spacing. Type the guide words in bold caps or in bold caps and lowercase (as in the illustrations on page 422).



NOTE: If you plan to use a large number of guide words (beyond *TO*, *FROM*, *DATE*, and *SUBJECT*), you may want to arrange the guide words in two columns to prevent the heading from taking too much space. In that case, start the second column of guide words at center (as shown in the illustration below).

Interoffice Memorandum

To: Bernard O'Kelly	From: Janet R. Wiley
Dept.: Special Sales	Dept.: Software Products
Floor: 4	Floor and Ext.: 7/3825
Subject: Test Marketing Arrangements	Date: April 7, 2006

- f. Set a tab so that the entries following the guide words will all block at the left and will clear the longest guide word by a minimum of 2 spaces.

MEMORANDUM

TO: Bernard O'Kelly ↓ 2x
 COPIES TO: Steve Kubat, Pat Rosario
 FROM: Janet R. Wiley JRW
 DATE: April 7, 2006
 SUBJECT: Test Marketing Arrangements ↓ 2 or 3x

Dear Bernie: ↓ 2x

Let me try to summarize the outcome of our excellent meeting last Friday, in which we discussed how your group might sell our product lines to the markets you serve. ↓ 2x

1. Steve Kubat, chief product manager for my group, will provide you with product descriptions, catalog sheets, ad mats, and current price lists. If you need additional information, just call Steve (or me in his absence) and we'll be glad to help in any way that we can. ↓ 2x
2. We will pay you an 18 percent commission on all orders you generate for our products. Please forward a copy of these orders to Steve, who will arrange to have the commission credited to your account. ↓ 2x
3. We very much appreciate your offer to give us three hours at your weeklong sales meeting next month to present our products to your field staff. We'll be there. ↓ 2x
4. We have agreed to give this new arrangement a six-month test to determine (a) how much additional sales revenue you and your people can produce with our products and (b) what effect, if any, this special marketing effort will have on your sales of other products. At the end of the test period, we will analyze the results and decide whether to continue the arrangement, modify it in some way, or abandon it altogether. ↓ 2x

I don't think we'll be abandoning it, Bernie. In fact, I feel quite confident that this new arrangement is going to produce significant gains in sales and profits for both of us. I look forward to working with you to make it all happen. ↓ 2x

imm
okellyb647

- g. After the guide words *TO* (or *MEMO TO*) and *FROM*, type the names of the addressee and the writer without personal titles (*Mr.*, *Miss*, *Mrs.*, *Ms.*). Indeed, when you are doing a memo to someone within your immediate unit, the use of initials or simply a first name may suffice. In short, the way you treat these names will depend on the relative formality or informality of the occasion.

John A. Mancuso OR: JAM OR: Jack

- h. If you want to provide additional information (such as a department name or title, a phone number, a fax number, or an e-mail address), you can add the appropriate guide words to the heading of the memo or you can insert the relevant information after the person's name. For example:

Cynthia Chen, Accounting Manager OR: Cynthia Chen (Ext. 4782)

¶ 1374

- i. If the memo is being addressed to two or three people, try to fit all the names on the same line.

MEMO TO: Hal Parker, Meryl Crawford, Mike Monagle

If there are too many names to fit on the same line, then list the names in one or more single-spaced columns alongside *TO* or *MEMO TO*. Leave 1 blank line before the next guide word and fill-in entry.

MEMO TO: Louise Landes
Fred Mendoza
Jim Norton
Ruth O'Hare

FROM: Neil Sundstrom

- j. If listing all the addressees in the heading of a memo looks unattractive or takes up too much space, then after the guide words *MEMO TO* or *TO*, type *See Distribution Below* or something similar (see the illustration on page 425). Then on the second line below the reference initials, the file name notation, or the enclosure notation (whichever comes last), type *Distribution*. Use caps and lowercase, followed by a colon, and italicize or underline the word for emphasis. (If you use italics, italicize the colon as well. If you underline, do not underline the colon.) Leave 1 blank line and then list the names of the individuals who are to receive a copy of the memo. Arrange the names either by rank or in alphabetic order, and type them blocked at the left margin. (If space is tight, arrange the names in two or more columns.)

NOTE: If you are distributing printed copies of the memo, simply place a check mark next to one of the listed names to indicate who is to receive that particular copy. As an alternative, use a highlighting marker to identify the recipient of each copy. If you are distributing the memo as an e-mail attachment, type the names of all the recipients in the e-mail heading; this will ensure that each person receives a copy. However, retain the distribution list in the memo itself so that these names will appear on a printed copy of the memo.

- k. If the fill-in after the guide word *SUBJECT* is long, type it in two or more single-spaced lines of roughly equal length. Align all turnover lines with the start of the first line of the fill-in. (For illustrations, see pages 451 and 546.)
- l. Begin typing the body of the memo on the second or third line below the last line in the heading. (The illustration on page 425 shows the use of only 1 blank line between the heading and the body of the memo. The illustrations at the top of pages 422 and 423 show the use of 2 blank lines.)

6x
 ↓
MEMO TO: See Distribution Below ↓2x
FROM: Stanley W. Verner (Ext. 3635)
DATE: May 10, 2007
SUBJECT: Car Rentals ↓2 or 3x

We have just been informed that car rental rates will be increased by \$1 to \$2 a day, effective July 1. ↓2x

This daily rate increase can be more than offset if you refill the gasoline tank before returning your rental car to the local agency. According to our latest information, the car rental companies are charging an average of 32 percent more per gallon than the gas stations in the same area. Therefore, you can help us achieve substantial savings and keep expenses down by remembering to fill up the gas tank before turning your rental car in. ↓2x

SWV ↓2x

jmb
 verner070610 ↓2x

Distribution: ↓2x

G. Bonardi
 D. Catlin
 S. Folger
 V. Jellinek
 E. Kasendorf
 P. Legrande
 T. Pacheco
 F. Sullivan
 J. Trotter
 W. Zysk

NOTE: An interoffice memo ordinarily does not require a salutation, especially if the memo is an impersonal announcement being sent to a number of people or the staff at large. (See the illustration above.) However, when a memo is directed to one person (as in the illustration on page 423), use a salutation—such as *Dear Andy* or *Andy* alone—to keep the memo from seeming cold or impersonal. (If a salutation is used, begin typing the body of the memo on the second line below the salutation.)

- m. Use single spacing and either block the paragraphs at the left margin or indent the first line of each paragraph 0.5 inch. Leave 1 blank line between paragraphs.

NOTE: If a list appears in the body of a memo (as in the illustration on page 423), it will require special treatment. For detailed guidelines, see ¶1345c–e.

- n. Although memos do not require a signature line, some writers prefer to end their memos in this way. In that case type the writer's name or initials at the left margin, on the *second* line below the last line of the message (as shown in the illustration

¶1374

- at the top of page 425). If the writer plans to insert a handwritten signature or initials above the signature line, type the signature line on the *fourth* line below (as shown in the illustration at the top of page 422) to allow room for the handwriting. If the writer simply inserts handwritten initials next to the typed name in the heading (as in the illustration on page 423), omit the signature line altogether.
- o. Type the reference initials (see ¶1355) at the left margin, on the second line below the end of the message or the writer's typed name or initials, whichever comes last. (See the illustrations at the top of pages 422, 423, and 425.)
 - p. Type a file name notation (if needed) on the line below the reference initials. (See ¶¶1356–1357 and the illustrations on 422, 423, and 425.)
 - q. Type an enclosure notation (if needed) on the line below the reference initials or the file name notation, whichever comes last. (See ¶1358.)
 - r. Type a copy notation (if needed) on the line below the reference initials, the file name notation, or the enclosure notation, whichever comes last. Use the same style for the copy notation as in a letter. (See ¶¶1361–1364.) If the recipient of the memo is not intended to know that a copy of the memo is being sent to one or more other persons, use a blind copy notation. (See ¶1362.)

NOTE: As an alternative, place the copy notation in the heading. (See the illustration on page 423.) On the second line below *TO* or *MEMO TO*, insert the guide words *COPIES TO* and then insert the appropriate names at the right, starting at the same point as the other fill-ins in the heading.

- s. If the memo is of a confidential nature, type the word *CONFIDENTIAL* in bold caps. Center the confidential notation on the second line below the last line of the memo heading.

↓2x
CONFIDENTIAL ↓ 2 or 3x

Begin typing the body of the memo on the second or third line below this notation. (See ¶1374L.)

- t. If the memo continues beyond the first page, insert a continuation heading on a new sheet of paper. (Use the same style as shown in ¶1366 for a letter.) Leave 1 or 2 blank lines between the continuation-page heading and the message. (See ¶1366 for additional details on continuing the message from one page to another.)

E-Mail

The volume of e-mail messages continues to grow at an explosive rate—and for good reason. The use of e-mail eliminates the time lag involved in sending documents by regular mail (also known as *snail mail*), and it avoids the expense of sending documents by express mail. It also does away with the frustration that results from playing telephone tag (leaving messages but never connecting).

The following guidelines (¶¶1375–1389) suggest how to make the best use of what this technology has to offer.

The Nature of E-Mail

1375 a. The term *e-mail* refers to a way of transmitting messages electronically. In that sense it is an alternative to snail mail, express mail, and faxes. Whether we say we want “to send a report by *e-mail*” (using the term as a noun) or “to *e-mail* a report” (using the term as a verb), we are referring to e-mail as a mode of transmission.

b. The term *e-mail* can also be used to describe messages that are formatted by means of a special template. Thus it is quite acceptable to say, “I received three *e-mails* from Tony LaBalme today.”

NOTE: As a way of preserving the distinction between these two meanings, the following discussion will use *e-mail* to refer to the mode of transmission and *e-mail message* to refer to a document formatted in a special way.

c. Not everything transmitted by e-mail has to make use of an e-mail template. Letters typed on a letterhead template, messages typed on a memo template, as well as reports, contracts, itineraries, and many other types of documents are often sent by e-mail. However, special precautions are required in order to preserve the original formatting of these documents. (See ¶1385.)

➤ For an illustration of the *e-mail* template provided by Outlook Express, see page 429.

1376 a. Many people consider e-mail to be a *very informal* means of communication, and therefore they assume that e-mail messages do not have to comply with the normal standards of written English. This assumption is reflected all too often in hastily written messages that are badly organized and ridden with errors in spelling, grammar, usage, and style. If there were a motto for this style of e-mail composition, it would be “Anything Goes.”

b. The “Anything Goes” approach may be acceptable in one’s personal e-mail messages, but business communications are business communications, no matter how they are sent—by e-mail, fax, or snail mail.

c. E-mail messages can range from the extremely formal to the extremely informal as specific circumstances dictate. When making initial contact with someone outside your organization, it is appropriate to write more formally. Once you have established a friendly relationship with this person, your subsequent exchanges can become more informal. By the same token, your e-mail messages to higher-level managers will be more formal unless a relationship is established that permits a more casual approach. But even when circumstances warrant a less formal style, this does not mean that you can ignore the rules for grammar, usage, and style.

d. In short, if you are writing as an individual on your own behalf, you can be as casual and as sloppy as you wish. But when you write e-mail messages on behalf of the organization you work for, you must observe all the standards that apply to other forms of business communications.

¶ 1377

- e. Always remember that the e-mail messages you write in the course of doing your job belong to your organization and might one day be cited as part of a legal action.

1377 E-mail messages can be distributed through local and wide area networks, bulletin board systems, online services, and the Internet. Procedures for sending and receiving e-mail messages will therefore differ, depending on the system you use. Even the construction of mailing addresses will vary as a result.

- a. An e-mail address consists of several elements. Here are a few examples:

toddwaltz@aol.com	info@amazon.com
marthalyinch@bellsouth.com	bwcustomerservice@meodata.com

- (1) The address begins with a *user name* (the distinctive name used to sign on to an e-mail system). For example, a person named Rita J. Bella might use *ritajbella*, *rita.bella*, *rita_bella*, or *rbella560*. An organization might use the name of a position, a department, or a function as a user name (for example, *info* or *customer service*).
- (2) The user name is followed by the symbol for *at*—@—which is sometimes referred to as a “strudel” because of its resemblance to a type of rolled pastry.
- (3) The final element of an e-mail address consists of two parts: the name of the host computer, followed by a dot and a top-level domain (TLD), which indicates the type of organization that owns the host computer. If you use America Online, the final element will appear as *aol.com*; if you use BellSouth, the final element will appear as *bellsouth.net*. Many organizations have their own host computers; for example:

mcgraw-hill.com	cornell.edu
national.unitedway.org	senate.gov

- (4) The top-level domain is expressed in abbreviated form. For example, *.com* signifies a commercial enterprise, *.org* signifies a nonprofit organization, *.edu* signifies an educational institution, and *.gov* signifies a governmental institution. Here is a brief list of typical e-mail abbreviations:

info@wiredmag.com	(Wired magazine)
doctors@newyork.msf.org	(Doctors Without Borders)
webeditor@kellogg.northwestern.edu	(Kellogg School of Management)
president@whitehouse.gov	(the President of the United States)

➤ For a full list of the top-level domains now in use, see ¶1508b.

- b. E-mail addresses may be typed in all-caps, in lowercase, or in some combination of the two. However, the use of lowercase simplifies the typing of these addresses. Thus you may lowercase an e-mail address that the user has chosen to capitalize.
- c. Never alter the spacing, the punctuation, or the symbols that appear in an e-mail address.

➤ For guidelines on how to divide a long e-mail address at the end of a line, see ¶1510.


E-Mail Netiquette

1378 *Netiquette* is the name given to a code of behavior for people who send and receive e-mail messages. Upon first hearing, the term suggests the electronic equivalent of a set of fussy rules that tell you, for example, which fork to use with the salad course. But netiquette does not consist of a set of rigid rules. It encourages you to adopt a certain attitude of thoughtfulness—to be more considerate of the people you write to, to protect the privacy of their e-mail addresses, to avoid burdening them with messages they do not need to see. And netiquette is more than a matter of good manners. It can help you create messages that are more likely to achieve the results you want.

As you consult the following guidelines for such topics as filling in the heading of an e-mail template, composing the message, and responding to messages, you will find netiquette considerations at every point.

Filling In the Heading

The e-mail template consists of nothing more than a heading that serves to organize some basic information about the recipients of the message and the nature of the message. Here is an illustration of the e-mail template provided by Outlook Express.



1379 The Recipients

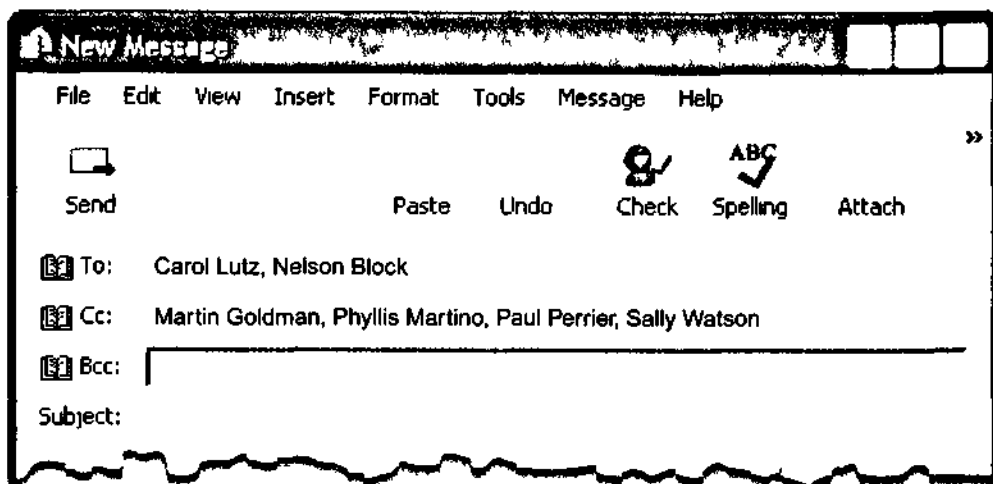
When you are sending a message to only one person, simply enter that person's name in the *To* box. If the person's name is not included on your Contacts list (where it is linked to that person's e-mail address), you will have to enter the e-mail address rather than the person's name.

To: Adam Stamm OR: To: adamstamm@attbi.com

When you are writing to a number of people, a key netiquette issue is whether or not to permit all the recipients to see one another's e-mail addresses.

- a. If the message will be distributed to members of the same organization or association or if the designated recipients all know one another, exposing each person's e-mail address to the others poses no problem:

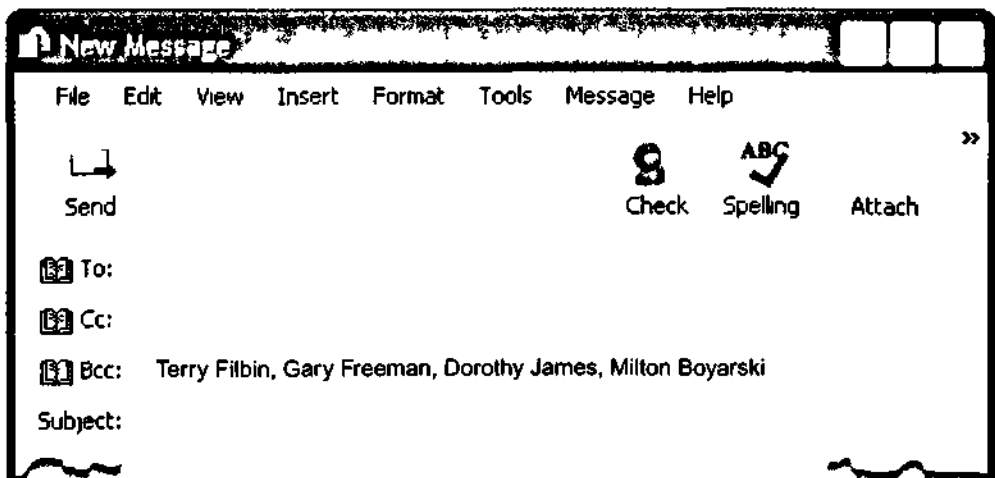
¶ 1379



- (1) In the *To* box, enter the names of those for whom the message is primarily intended. Separate the names with commas or semicolons.
- (2) In the *Cc* box, enter only the names of those who have a genuine need to see this message. Resist the impulse to copy everyone on your mailing list.
- (3) In the *Bcc* box, enter the names of those who are to receive a blind copy (one that the other recipients do not know about).

NOTE: As a general rule, it is bad policy to send blind copies to others in your organization. Doing so not only damages a desirable climate of direct and open communication among colleagues; it ultimately damages the reputation of anyone who is discovered to be sending *bcc*'s on a routine basis.

- b. When your message is intended for people who do not know each other, your message, upon arrival, will display the e-mail address of every recipient. These recipients may not be pleased to see their privacy invaded in this way (however unintentionally). To avoid this problem, enter all the names in the *Bcc* box. In this way you protect their privacy. When each person receives your message, the *To* box will simply say "Undisclosed Recipient" or something similar.



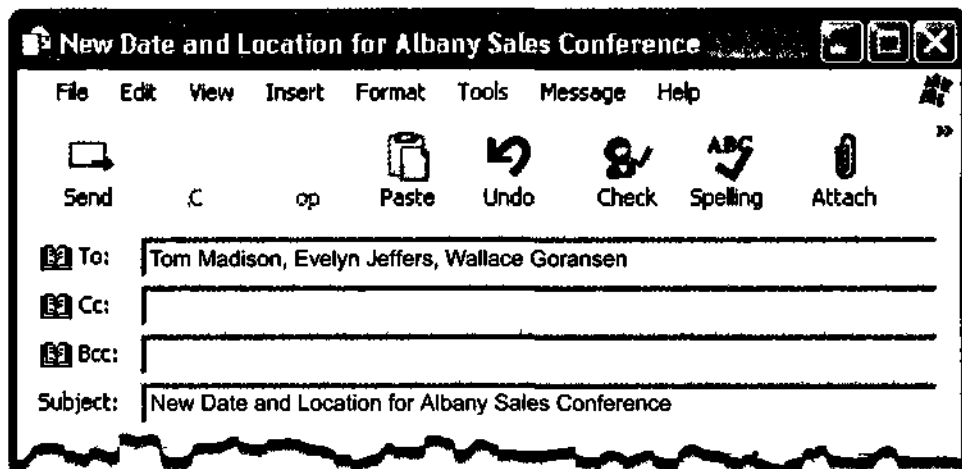
- c. Under certain circumstances, you may want all the recipients to know one another's names without revealing their e-mail addresses. In this case, you would still enter all the recipients' names in the *Bcc* box, but at the end of the message, provide all the recipients' names in a distribution list, just as you would at the end of a memo. (For an illustration of a distribution list, see page 425.)

NOTE: Your user's manual may provide another technique for displaying all the recipients' names without revealing their e-mail addresses.

- d. Experienced users of e-mail know the risk of accidentally sending a message before it is ready to be sent. To avoid this possibility, follow their example: do not enter anything in the *To* box until you are satisfied with what you have written and have checked it for spelling, grammar, and other types of errors.
- e. As a general rule, keep the distribution of your e-mail messages to a minimum. Given the ease of transmitting messages to everyone on your mailing list, you could be sending copies to people who don't need to see them and thus be adding to their e-mail overload.

1380 The Subject Line

- a. In the *Subject* box, insert a concise title that accurately describes your message. The recipient of a great many messages scans the subject lines quickly to determine which messages require the fastest action. Therefore, use wording that will get you the attention you want.



NOTE: Some writers prefer to capitalize only the first word in the subject line plus any proper nouns; for example, *New date and location for Albany sales conference*.

- b. To attract special attention, insert a special symbol (such as !) alongside your subject line. However, use this symbol sparingly and only when sending something really urgent. Otherwise, your recipients may conclude that you have an exaggerated sense of what is urgent, and they may not give immediate consideration to subsequent messages that are truly urgent.

NOTE: Some e-mail programs (Netscape, for one) allow you to specify the priority status of your messages—from very high to very low.

¶ 1381**Composing the Message****1381 The Salutation**

- a. An e-mail message (like a memo) does not require a salutation, especially when (1) the message is being distributed to a number of people within your organization or (2) the message consists of an impersonal announcement about a change in policy or procedure.
- b. A salutation is desirable, however, when your message might otherwise strike the recipient as cold and impersonal.
- c. When you are writing to someone you know, the salutation can take a number of forms and it may be followed by a comma rather than a colon. For example:

Doug, Dear Doug, Good morning, Doug, Hello, Doug, Hi Doug,

Strictly speaking, there should be a comma after *Hi* in *Hi Doug*, but to insist on a comma in a salutation so brisk and breezy is to carry grammatical correctness to an extreme. (For a comment on grammatical correctness, see the introduction to Section 10 on page 256.)

NOTE: As an alternative to inserting a salutation on a line by itself, you can incorporate the person's name in the opening of the message.

You're right, Doug. I goofed.

- d. When you are writing to someone you don't know or someone with whom you still have a formal relationship, use a formal salutation and follow it with a colon. For example:

Dear Ms. Ballantine: **OR:** Dear Frances Ballantine:

➤ For a list of appropriate salutations, see ¶1339.

1382 The Message

Before composing an e-mail message, keep in mind that your intended recipient may have been traveling for several days or may simply have been away from the computer all day. Upon turning on the computer, this person may be confronted with more than 100 e-mail messages that have piled up each day in the interim. Many recipients report increasing frustration over the time it takes to read each day's e-mail messages, especially if many of those messages represent *spam*, the electronic equivalent of junk mail. To avoid frustrating the recipients of your e-mail messages, consider the following netiquette factors as you write.

- a. Keep the message as short as possible—ideally to one screen, two at the most.
NOTE: Some authorities recommend limiting the line length in your e-mail messages to 70 or 80 characters. Doing so, however, may have no effect on how your message will appear when it is received, because the recipient's e-mail program may reformat your message according to its own specifications.
- b. Organize your sentences in short, single-spaced paragraphs to make your message easier to understand. Do not indent the opening line of each paragraph, but do leave 1 blank line between paragraphs.



¶ 1382

- c. Try to keep the message focused on a single topic. If you have several topics to discuss, it is usually better to create a separate e-mail message for each topic than to cram them all into one message.
- d. If several topics have to be included in the same message, put them in separate paragraphs and use a side head or run-in head for each paragraph so that the recipient can see at a glance what the total message covers. (For examples of headings, see ¶¶1425c, 1426.)
- e. If you are asking a number of specific questions and each requires a separate response, put them in separate paragraphs. In this way the recipient can easily insert a comment directly after each question and thus be spared the need to write a long, connected message that has to restate each question in the process of providing an answer. (For a further discussion and an illustration of this technique, see ¶1386c.)
- f. You may have to provide some background information so that your recipient will understand your message. Resist the temptation to provide more than is necessary.
- g. Watch your tone as you compose the message. Before you send it, read the message from the recipient's point of view to make sure that the tone you have used is not likely to affect the recipient in ways you did not intend. If you are not confident about the tone of what you have written, wait a day and then reread the message with some detachment. You may find that it needs further work.
- h. Do not send a message composed in anger (an act known as *flaming*). Moreover, if you receive *flames* (angry messages), it is wiser to ignore them than to respond in kind.

NOTE: If you have composed a message in anger, let it sit in your Drafts folder for a day and reread it in a calmer frame of mind. You may be glad you still have a chance to rewrite the message and tone it down.
- i. Do not use e-mail messages to make critical comments about your colleagues or the people you work for. Such comments have a way of leaking out and becoming common knowledge. When this happens, the writer is sure to be seriously embarrassed and may even be fired as a result.
- j. Never use e-mail messages to deliver negative assessments to the people who work under your supervision. These assessments are sensitive and highly confidential matters, and it is not appropriate to communicate them in an e-mail message.
- k. Put nothing in an e-mail message that you do not want anyone other than the intended recipient to see. For example, do not provide confidential information that could wind up in the wrong hands—items such as your social security number, your credit card numbers, and your bank account numbers.

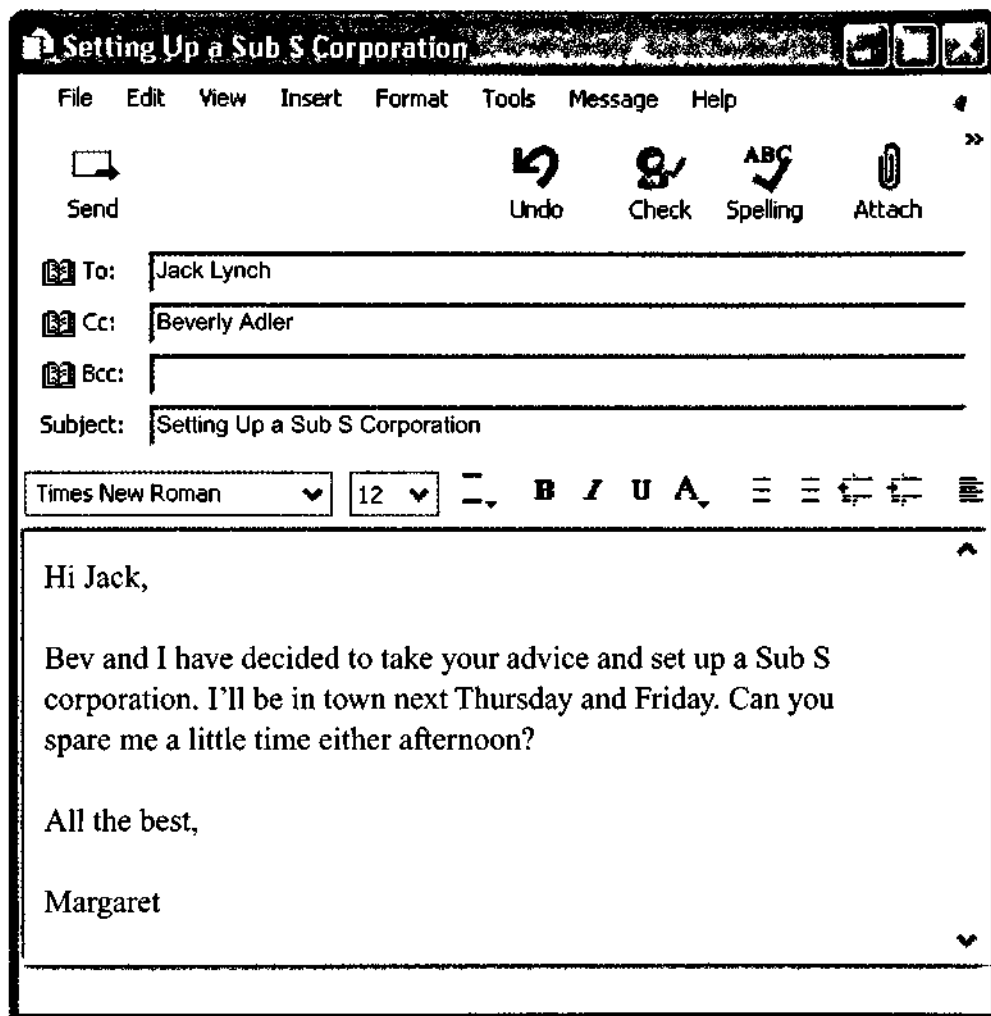
Remember: The privacy of the e-mail messages you send cannot be guaranteed.

- l. Do not type your message in all-caps (a practice considered to be the equivalent of shouting) or all in lowercase. Either approach will make your message hard to read.

Continued on page 434

1382

E-Mail Message Sent



- m. E-mail writers sometimes rely on special abbreviations to shorten their messages. For example:


CUL	see you later	IKWUM	I know what you mean
OTOH	on the other hand	LOL	I'm laughing out loud at what I just read
BTW	by the way	ROTFL	I'm rolling on the floor laughing at what I just read
IMHO	in my humble opinion		
FWIW	for what it's worth		

NOTE: Use abbreviations like these only in informal messages.

- n. Some e-mail users like to insert *smileys* [for example, :-)] in their messages to indicate their feelings about what they are writing. Smileys are acceptable in personal messages, but they are usually inappropriate in business messages.

➤ For a further discussion of this issue, go to <<http://www.gregg.com>> and see the entry for Smiley in the *Glossary of Computer Terms*.

E-Mail Message Received

Margaret Miles (mmiles@comcast.net)  Save Addresses
Wednesday, April 04, 2007 9:22 AM
Jack Lynch (jlynch@aol.com)
Beverly Adler (beverlyadler@msn.com)
Setting Up a Sub S Corporation

Hi Jack,

Bev and I have decided to take your advice and set up a Sub S corporation. I'll be in town next Thursday and Friday. Can you spare me a little time either afternoon?

All the best,

Margaret

- o. When a Web address is provided, it is customary these days to omit *http://*; some organizations even omit *www*. However, if you are including a Web address in the message itself, provide the complete URL if you want to be sure that anyone clicking this address will easily get to the Web site.

NOTE: If you are writing for readers who may not be fully knowledgeable about URLs, it is generally safer to provide the complete URL. Moreover, if the address uses a different protocol (such as *ftp://*), the entire URL must be included. (For a further discussion of protocols in URLs, see ¶1508.)

- p. Edit and proofread each message carefully, and make the necessary corrections before sending the message. (For a suggestion on how to avoid accidentally sending the message before you intend to, see ¶1379d.)

NOTE: Because e-mail messages are usually composed on the computer, it is easy to make (and overlook) mistakes in grammar, usage, spelling, and style. (See ¶¶1202–1204.) Make use of spelling and grammar checkers, but do not assume that they will catch all the mistakes. You still bear that ultimate responsibility. (See ¶1205.)

¶1383

1383 The Closing

A closing, if one is used, begins on the second line below the end of the message.

- a. If the message did not require a salutation, no closing is necessary.
- b. If the salutation consisted simply of the recipient's first name (*Doug*), the closing can consist simply of the writer's first name (*Linda*).
- c. If the salutation consisted of a phrase such as *Dear Doug*, *Hello, Doug*, or *Hi Doug*, use an informal closing such as *All best regards* or simply *Best*.
- d. If you used a formal salutation (such as *Dear Ms. Ballantine* or *Dear Frances Ballantine*), use a formal closing such as *Sincerely*.

➤ *For a list of salutations for use in different circumstances, see ¶1339.*

1384 The Writer's Signature Block

- a. On the second line below the closing, type the writer's full name or first name, depending on the formality of the situation. This is all that is required on e-mail messages intended for distribution within your own organization.

Martha Featherstone **OR:** Martha

- b. In messages written on behalf of your organization and intended for recipients with whom you have an established relationship, you can provide just your first name. As a convenience to these recipients, you may also want to include your phone and fax numbers and your e-mail address.

Martha

tel: 707.555.4158

fax: 707.555.4258

marthaf@netsearch.com

- c. In messages intended for all others, provide the following items on separate lines: your full name, your title, the name and mailing address of your organization, your phone and fax numbers, your e-mail address, and your organization's Web address. If you put all of this information in a *signature file* (also known as a *.sig file*), it will be automatically added to all of your e-mail messages.

NOTE: If you include a Web address in the signature block, be sure to provide the complete URL. Doing so will be a convenience for the recipients of your messages, since your organization's Web site will now be only one click away.

- d. Some organizations require their employees to include a brief statement that describes the organization's mission. Other organizations require the automatic use of a confidential notation at the end of every e-mail message; for example:

This e-mail may contain confidential material. If you were not an intended recipient, please notify the sender and delete all copies.

We may monitor e-mail to and from our network.

- e. When you write personal e-mails, how much contact information you provide will depend on the circumstances. If you are self-employed and want to inform others about the professional services you offer, provide the following items on separate

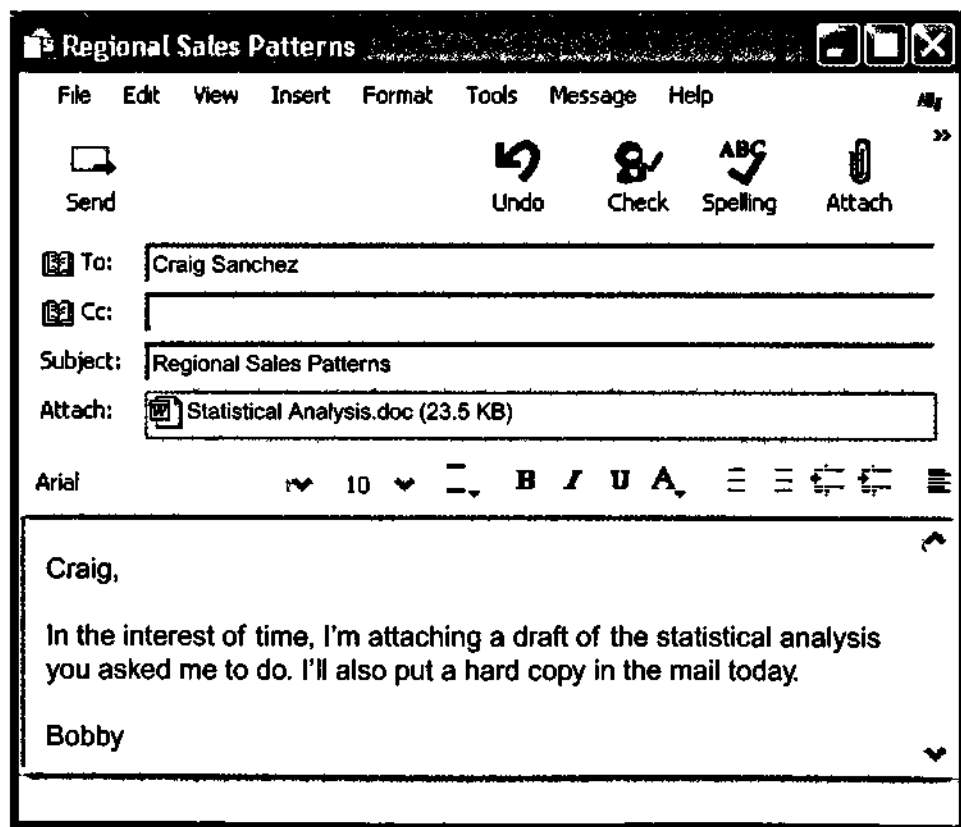
¶ 1385

lines: your full name, your mailing address, your phone and fax numbers, your e-mail address, and a brief statement describing the services you offer.

- f. To simplify matters in your business e-mail messages, put your complete contact information in a signature file (as described in ¶1384c). You can always remove any item that is not appropriate for a particular situation. You can also prepare a signature file for your personal e-mail messages, but leave out any items that you do not want to share on a routine basis with the recipients of these personal messages. Otherwise, you risk making yourself vulnerable to invasions of your privacy. In many cases, you may want to end your personal messages simply with your name.
- g. As a result of the Electronic Signatures in Global and National Commerce Act (E-SIGN) enacted in 2000, organizations and individuals may now insert electronic signatures in their e-mail messages and attachments to enter into legally binding contracts without the need to exchange hard-copy documents signed by hand. For further information about E-SIGN, do an Internet search using “electronic signatures” as the keyword.

Sending Attachments

1385 a. One of the limitations of e-mail is that you cannot be sure how your message will appear on your recipient's computer. The font and the line length may be different



¶ 1386

from those on your computer, and any formatting you applied to your message may be lost or distorted in transmission. Whenever it is essential to preserve the format of your original message, send it as an attachment to a brief cover note. (It is this cover note that represents the actual e-mail message.) In this way you can safely transmit letters or material that contains tables or charts and other graphics.

- b. Before you send an e-mail message with an attachment, make sure that the recipient will open it. Some people refuse to open attachments out of fear of infection by computer viruses. Others find it difficult or even impossible to open attachments because of the incompatibility of e-mail software. If timing is critical and your recipient is unwilling or unable to deal with attachments, send the materials by fax.
- c. Avoid sending attachments that contain complex graphics. Such documents take a long time to download, and they may prevent the recipient from sending or receiving mail while the downloading is going on. Sometimes the downloading process may even cause the recipient's computer to crash.
- d. It is often a toss-up whether to send documents as e-mail attachments or as faxes. In both cases, they are speedily transmitted and the format of the documents is preserved. However, if the fax machine is situated in a central location and not adjacent to the office of the recipient, delivery of the documents may be delayed. By contrast, documents sent by e-mail quickly arrive at the recipient's computer terminal. However, if there is a problem with opening these attachments, then the use of e-mail loses its advantage.

➤ *For guidelines on handling a confirmation copy of an e-mail message already transmitted, see ¶1360.*

Responding to Messages

1386 a. To respond to a message, click *Reply*. The sender's name will automatically appear in the *To* box. The sender's subject line will appear in the *Subject* box preceded by *Re*.

NOTE: If the original message was sent to several people and you would like your response to go to them all as well, click *Reply to All*. Otherwise, your response will go only to the sender.

- b. It is customary to type the response in the space above the sender's message. However, it is quite acceptable for the response to follow the sender's message, especially when your response begins with a reference to something that came at the end of the sender's message. Consider using a different font or a different color (or both) if it is necessary to distinguish your response from the original message.
- c. When the original message contains a number of different matters that you are expected to respond to, you would ordinarily compose a unified response in which you cite each of these issues and address them in turn. However, if the occasion allows for an expedient and informal approach, simply type a brief acknowledgment in the space above the original message and then insert your answers

the date of the all-day seminar, unfortunately, will have to be changed. In rescheduling the seminar, it would help us to know which of the following Fridays works best for your group: September 22, September 29, October 6, or October 13? The September dates won't work for us, but either of the October dates is fine.

How many people from your organization will be attending? 12

Would you like us to make hotel reservations for you, or would you prefer to make your own? We'll make our own.

directly after each question within the original message. Doing so will save you time and make it easy for the other person to spot your answers.

NOTE: Type your responses in a different font and in a different color to make them stand out. If you decide to insert a response within a paragraph rather than at the end, you may want to apply a highlighting panel to your response to make sure it will stand out.

- d. When you click *Send*, your response plus the original message will normally be transmitted. In some cases, it is important to retain all of the original message in order to maintain a full record of the exchange. However, if it is not necessary to repeat all of the original message, delete everything that is not relevant to your response. As an alternative, paraphrase the original message as briefly as possible so as to limit the overall length of this expanded message.
- e. In some cases, your response will generate a response from the writer and may indeed turn into a back and forth conversation of some length. Here again, preserve the entire sequence of messages only if it is important to retain a full record of the exchange. Otherwise, retain only what is essential from the past exchanges to give a context to your most recent response. Be sure that the original subject line is still relevant. If not, reword it to reflect the current topic under discussion.

- 1387 a.** When you have been away from your computer for most of a day or for several days, you may well find a mind numbing accumulation of messages awaiting you. The normal approach is to read and respond to them in the order in which they were received. However, this may not be the most efficient way to proceed.

Suppose you send a response to a message from Jessica Foley and then discover (as you proceed down the line) a second message from Jessica in which she expresses some further thoughts that have a bearing on her original message. Or you may find a message from a third party that affects what you wrote to Jessica.

¶1388

Such discoveries will require you to send Jessica a second message that amends your original response. To avoid this situation, always scan the subject lines of all the other messages to see whether any of them might have a bearing on the response you are about to write.

- b. When you are faced with a substantial backlog of messages, try the following technique: First scan all your messages and delete everything that represents spam; this will greatly reduce the number of messages you have to deal with.
- c. Next determine which of the remaining messages have the highest priority and respond to those first. To establish those priorities, scan the subject lines of these messages and the names of those who sent them. Certain messages (like those from your boss or the head of your organization) usually require immediate attention, even when the substance of their messages is relatively unimportant.
- d. Then respond to the mail most recently received and proceed to work backward from there. This strategy allows you to demonstrate how good you are at responding promptly to those who wrote to you earlier today or yesterday. Those who wrote to you before then already know they are not going to get a prompt response.

Forwarding Messages

- 1388** a. Before you forward a message you have received, ask yourself whether the person who wrote it would like other people to read it. The message may contain confidential statements that were intended only for your eyes. If you are not completely sure that it is safe to proceed, do not forward the message—or at least don't do so without first consulting the writer.
- b. The situation is different when you receive a message that has already been widely distributed a number of times and you are part of the next generation of recipients. It is too late to consider whether the original source of the message wanted it to be forwarded. Now you must ask yourself whether this message is one that people on your mailing lists would welcome. The answer in many cases may be no. Already inundated each day with messages of a pressing nature plus an excessive amount of spam, some of your intended recipients may not be in the mood for trivial, time-wasting messages.
 - c. If you feel sure that your intended recipients will welcome a particular message, consider how much of the message to forward. Resist the temptation to simply click *Forward*, especially if the message came to you fourth-, fifth-, or sixth-hand and you had to click your way through a succession of screens until you got to the actual message. With that experience in mind, select only that part of the message that seems worth passing on; then cut and paste it on a new page, leaving behind irrelevant parts of the original message as well as the extensive lists of recipients from earlier distributions. In this way, you will forward only what matters, and you will spare your recipients the frustration you had to endure.

Remember: It is rude and inconsiderate to require your recipients to click through a number of screens to get to the actual message you are forwarding.

- d. Messages that have been forwarded several times typically display the names and e mail addresses of people who never intended to have their addresses publicized

¶ 1389

in this way. Be sure to delete all of this material before you forward the original message to others.

- e. If you are planning to forward a message to people who do not know one another, keep their names and e-mail addresses confidential by sending each of them a *bcc*. The heading of the copy they each receive may show “Undisclosed Recipient,” or it may show the name of the person sending the *bcc*.

NOTE: If your intended recipients are part of a close-knit group, do enter their names in the *To* box in the heading. They will then know who else received this message from you, and they will not be tempted to forward the message to members of the same group.

- f. Do not forward photographs and materials of a similar nature that typically take a long time to be downloaded. During that time, the recipient’s computer may be prevented from sending or receiving other messages.
- g. If you forward an e-mail message that came with an attachment, the attachment will also be forwarded. If you reply to an e-mail message that came with an attachment, the recipient will not receive a copy of the attachment.

Saving Messages

1389 To avoid a needless accumulation of messages, empty your inbox frequently and delete anything that has no lasting value. Transfer all the messages worth saving to folders you have set up in your e-mail program. You may also save e-mail messages in your word processing program or in your My Documents folder. To save an e-mail message in a location other than your e-mail program, you must use the *save as* feature from the File menu.

Section 14

Reports and Manuscripts

Reports (¶¶1401-1431)

Establishing a Format (¶1401)

Parts of a Formal Report (¶1402)

Parts of an Informal Report (¶1403)

Margins (¶¶1404-1406)

Side Margins (¶1404)

Top and Bottom Margins of Opening Pages (¶1405)

Top and Bottom Margins of Other Pages (¶1406)

Handling Page Breaks on a Computer (¶1407)

Shortening a Long Report (¶1408)

Informal Business Reports (¶¶1409-1410)

Informal Academic Reports (¶1411)

The Front Matter of Formal Reports (¶¶1412-1420)

Title Page (¶1412)

Letter or Memo of Transmittal (¶1413)

Table of Contents (¶¶1414-1415)

List of Tables or Illustrations (¶¶1416-1417)

Preface or Foreword (¶1418)

Summary (¶1419)

Numbering Front Matter Pages (¶1420)

The Body of Formal Reports (¶¶1421-1427)

Introduction (¶1421)

Part-Title Pages (¶1422)

Chapter-Opening Pages (¶1423)

Text Spacing and Indentions (¶1424)

Text Headings (¶¶1425-1426)

Numbering Text Pages (¶1427)

The Back Matter of Formal Reports (¶¶1428-1431)

Appendixes (¶1429)

Endnotes and Bibliography (¶1430)

Glossary (¶1431)

Manuscripts (¶¶1432-1437)

Preparing Manuscript for an Article (¶¶1432-1433)

Preparing Manuscript for a Book (¶¶1434-1435)

Precautions for All Manuscripts (¶¶1436-1437)

Reports

Reports serve all kinds of purposes. Some simply communicate information—such as monthly sales figures or survey results—without any attempt to analyze or interpret the data. Others offer extensive analyses and make detailed recommendations for further action. As a result, reports come in all sizes and shapes. Some are done informally as memos or letters (depending on whether they are to be distributed inside or outside the organization). Some consist simply of fill-ins on printed or computer-generated forms. Many, however, are done in a more formal style. As you might expect, there is a wide variation to be found in what is considered acceptable—from one authority to another and from one organization to another. Regardless of which guidelines you follow, be prepared to modify them to fit a specific situation.

Establishing a Format

1401 You can use one of the templates provided by your software or create one of your own.

- a. Word processing software typically provides several report templates that you can choose from. A sample template provided by Microsoft Word is partially illustrated below.

.....

FilmWatch Division Marketing Plan

Trey's Best Opportunity to Dominate Market Research for the Film Industry

How To Use This Report Template

Change the information on the cover page to contain the information you would like. For the body of your report, use Styles such as Heading 1-5, Body Text, Block Quotation, List Bullet, and List Number from the Style control on the Formatting toolbar.

This report template is complete with Styles for a Table of Contents and an Index. From the Insert menu, choose Index and Tables. Click on the tab you would like. Be sure to choose the Custom Format.

XE indicates an index entry field. The index field collects index entries specified by XE. To insert an index entry field, select the text to be indexed, and choose Index and Tables from the Insert menu. Click on the Index tab to receive the index dialog box.

You can quickly open the Mark Index Entry dialog box by pressing ALT+SHIFT+X. The dialog box stays open so that you can mark index entries. For more information, see Indexes in Help.

In addition to producing reports, this template can be used to create proposals and workbooks. To change the text or graphics, the following suggestions are provided.

- Select any paragraph and just start typing.
- To save time in the future, you can save the front cover of this report with your company name and address. For step-by-step instructions on how to preserve your changes with the template, please read the following section.

How To Modify This Report

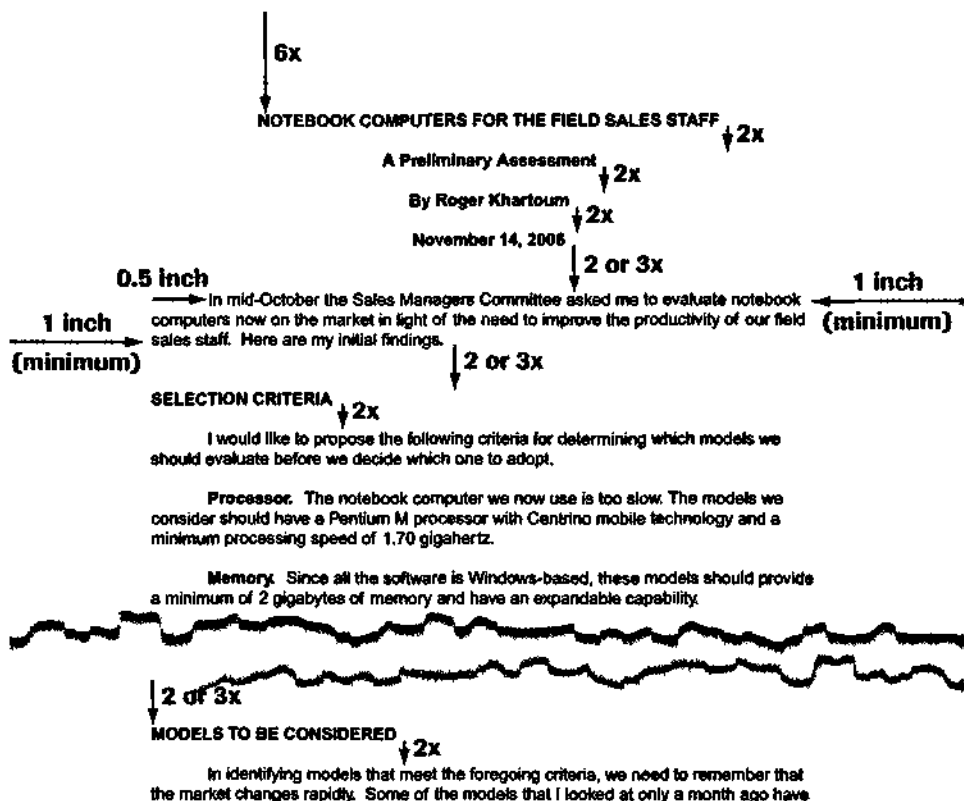
¶ 1401

- b. Section 14 provides guidelines for creating templates for formal and informal reports. The illustration on page 445 shows how the first page of an informal report would appear if executed according to these guidelines.
- c. The illustrations in Section 14 use the following system of notations to indicate how many blank lines to leave between elements of a report.

- ↓ 2x: Space down 2 times to create 1 blank line.
- ↓ 3x: Space down 3 times to create 2 blank lines.
- ↓ 6x: Space down 6 times to create 5 blank lines. In the illustration on page 445, this notation suggests that one should space down 6 times from the top default margin of 1 inch to create the appearance of a 2-inch top margin.
- ↓ 2 or 3x: Leave 1 or 2 blank lines at this point. The use of only 1 blank line provides a more condensed appearance and is useful when conserving space is an important consideration. The use of 2 blank lines creates a more open appearance and enhances readability.

NOTE: All of the illustrations in Section 14 make use of the 2-blank-line (↓3x) style.

- d. If you are preparing a report at the request of someone else, always try to get some guidelines from that person on such matters as format, length, amount of detail desired, and distribution. Check the files for copies of similar reports done in the past. If guidelines or models are not provided or if you are preparing the report on your own initiative, consider the following factors in choosing a format.
- (1) *For whom are you writing the report?* If intended for your boss or a colleague on staff, the report could be done simply as a memo. If intended for top management or the board of directors, the report will often require a more formal approach. By the same token, an academic term paper will require a simpler format than a thesis for an advanced degree.
 - (2) *What outcome do you hope to achieve?* If you are merely providing information without attempting to win someone over to your point of view, the simplest and clearest presentation of the information will suffice. If you are trying to persuade the reader to adopt your viewpoint and accept your recommendations, you may need to make a detailed argument and devise a more complex structure for your report. For example, you may need to develop a number of chapters, grouped by part. If you need to demonstrate that your argument is supported by much detailed research, you may have to quote from published sources and provide an elaborate set of data in the form of tables and charts. If you know that your intended reader already supports your argument or simply wants your judgment on a certain matter, a shorter and simpler document will usually suffice.



➤ For additional guidelines on spacing above heads, see ¶1426.

Parts of a Formal Report

1402 A formal report typically has three parts: front matter, body, and back matter. Each of these parts, in turn, typically contains some (if not all) of the following elements in the sequence indicated.

a. Front Matter

TITLE PAGE

In a business report: gives the full title, the subtitle (if any), the writer's name, title, and department, and the date of submission; may also indicate for whom the report was written. *In an academic report:* gives the name of the writer, the instructor, and the course, along with the date of submission. (See ¶1412.)

LETTER OR MEMO OF TRANSMITTAL

May be done as a letter (for distribution outside the company) or as a memo (for inside distribution); may be clipped to the front of the report (or the front of the binder in which the report is inserted); may be inserted in the report itself as the page preceding the title page. (See ¶1413.)

Continued on page 446

¶1402

TABLE OF CONTENTS	A list of all chapters (by number and title), along with the opening page number of each chapter. If chapters are grouped by part, the titles of the parts also appear in the table of contents. Sometimes main headings within the chapters are also given under each chapter title. (See ¶¶1414–1415.)
LISTS OF TABLES AND ILLUSTRATIONS	Separate lists of tables and illustrations, included if they are numerous and likely to be frequently referred to by the reader. (See ¶¶1416–1417.)
FOREWORD	Written by someone other than the author of the report. May explain who commissioned the report, the reasons for doing so, and the qualifications of the writer to prepare the report. May also offer an evaluation of the report, and may ask those who receive copies of the report to give their assessment or take some other action after they have read the report. (See ¶1418.)
PREFACE	Written by the author of the report. Indicates for whom the report is written, the objectives and the scope of the report, and the methods used to assemble the material in the report. Acknowledgments of help received on the report are usually included here (placed at the end), but to give this material special emphasis, you can treat the acknowledgments as a separate element of the front matter, immediately following the preface. (See ¶1418.)
SUMMARY	Preferably limited to one page (two pages at most); designed to save the reader's time by presenting conclusions and recommendations right at the outset of the report. If a preface is not provided, the summary also includes some of the material that would have gone there. (See ¶1419.)
b. Body	
INTRODUCTION	Sets forth (in greater detail than the preface) the objectives, the scope, and the methods, along with any other relevant background information. In a report with several chapters, the introduction may precede the first chapter of the text or it may be labeled as Chapter 1. (See ¶1421.)
MAIN DISCUSSION	Sets forth all the pertinent data, evidence, analyses, and interpretations needed to fulfill the purpose of the report. May consist of one long chapter that opens with an introduction and closes with conclusions and recommendations. May consist of several chapters; these may be grouped into <i>parts</i> , with a part-title page inserted to introduce each sequence of chapters. May use different levels of headings throughout the text to indicate what the discussion covers and how it is organized. (See ¶¶1422–1426.)
CONCLUSION	Summarizes the key points and presents the recommendations that the writer hopes the reader will be persuaded to accept. In a report with several chapters, this material represents the final chapter or the final part.
c. Back Matter	
APPENDICES	A collection of tables, charts, or other data too specific or too lengthy to be included in the body of the report but provided here as supporting detail for the interested reader. (See ¶1429.)
ENDNOTES	A collection—all in one place at the end of the report—of what would otherwise appear as footnotes at the bottom of various pages in the report. (See ¶¶1501–1502, 1505–1506.)
BIBLIOGRAPHY	A list of all sources (1) that were consulted in the preparation of the report and (2) from which material was derived or directly quoted. (See ¶¶1545–1549.)
GLOSSARY	A list of terms (with definitions) that may not be readily understood when encountered in the body of the report. (See ¶1431.) May be treated as an appendix.

Parts of an Informal Report

- 1403** a. An *informal* report has no front matter. The information that would go on a separate title page appears at the top of the first page and is immediately followed by the body of the report. (See ¶¶1409–1411 for format guidelines.)
- b. An informal report typically contains no back matter except possibly a list of *endnotes* (in place of separate footnotes throughout the body of the report) and a *bibliography*. (See ¶¶1505–1506 for an illustration of endnotes and page 506 for an illustration of a bibliography.) Tables that cannot be easily incorporated in the body of the informal report may also be placed in an appendix in the back matter.

Margins

1404 Side Margins

- a. **Unbound Reports.** If a report is to remain unbound, use default side margins. However, you can reduce 1.25-inch default side margins to 1 inch if you are trying to limit the overall length of a report. By the same token, if length is not a problem, you can increase 1-inch default side margins to 1.25 inches to give the report a more open look.
- b. **Bound Reports.** Use a 1.5-inch left margin. (The extra space at the left will provide space for the binding.) Ordinarily, accept the default right margin. However, reduce a 1.25-inch right margin to 1 inch if length is a problem, and increase a 1-inch right margin to 1.25 inches to achieve a more open look.

1405 Top and Bottom Margins of Opening Pages

The following guidelines apply to (a) the first page of each chapter, (b) the first page of each distinct element in the front matter and back matter, and (c) the first page of an informal report that consists of only one chapter (without any separate title page or other front matter).

- a. On these opening pages, space down 6 times from the default top margin of 1 inch to create a top margin of about 2 inches. (See the illustration on page 445.) On the title page and on part-title pages, where the copy as a whole will be centered on the page, do not space down; simply begin typing on the first available line.
- b. Use the *page numbering* feature of your word processing program, and select the format that automatically ends an opening page with a page number centered at the bottom.
- c. Ordinarily, nothing is typed in the space that represents the top margin. However, in informal academic reports, certain information is often typed in the upper right corner. (See the illustration on page 453.)

➤ For the numbering of opening pages, see ¶1420.

1406 Top and Bottom Margins of Other Pages

- a. Use the default top and bottom margins of 1 inch.
- b. For pages in the *body* and *back matter* of a report, use the page numbering feature of your word processing program to position the page number in the upper right

¶1407

corner of the page. If you want to provide additional information along with the page number (for example, the title of the report or a chapter within the report), use the *header* feature of your word processing software.

- c. For pages in the *front matter* of a report, use the page numbering feature of your word processing software to center the page number at the bottom of the report. If you want to provide additional information along with the page number, use the *footer* feature of your software.

Handling Page Breaks on a Computer

1407 Your word processing software can help you avoid most page-ending problems, as outlined in *a–e* below. There are, however, page-ending situations in which you must use your own judgment, as outlined in *f–g* below and in *h–j* on the next page.

- a. Your software ensures that the bottom margin will always be 1 inch (or whatever margin you have selected). A *soft page break* is inserted when the bottom margin is reached, but because that break is “soft,” you can easily adjust it if you do not like the page break created by the software.

NOTE: The *preview* feature permits you to see an entire page on the screen prior to printing so that you can tell whether adjustments will be necessary.

- b. A *hard page break* permits you to end a page wherever you want and to ensure that any copy that follows will appear at the top of the next page.
- c. The *keep lines together* feature ensures that a designated block of copy (such as a table, an enumerated list, or selected lines of text) will not be divided at the bottom of a page but will, if necessary, be carried over intact to the top of the next page.
- d. To prevent *widows* (a situation in which the last line of a paragraph appears as the first line of a page), the *widow/orphan control* feature ensures that at least two lines of that paragraph are carried over to the top of the next page.

NOTE: As an illustration of a good page break, consider ¶1406b, a five-line paragraph that begins at the bottom of page 447 and ends at the top of this page.

- e. To prevent *orphans* (a situation in which the first line of a paragraph appears as the last line of a page), the *widow/orphan control* feature ensures that at least two lines of that paragraph will appear at the bottom of a page or that the paragraph will begin at the top of the next page.
- f. Do not type a *centered heading* or a *side heading* near the bottom of a page unless you can fit at least the first two lines of copy after the heading. Use the *keep lines together* feature. (For illustrations, see ¶1426a–c.)

NOTE: A *run-in heading* (in the first line of a paragraph) can fall near the bottom of a page if one additional line of the paragraph will also fit there. (For illustrations, see ¶1426b–c.)

➤ For a discussion of *centered, side, and run-in headings*, see ¶¶1425c, 1426.

- g. Do not divide a *quotation* (see ¶1424d) unless you can leave at least two lines at the bottom of a page and carry over at least two lines to the top of the next. Use the *widow/orphan control* feature.

¶ 1408

- h.** If a list of items (see ¶1424e–g) has to be divided at the bottom of a page, try to divide *between* items (not within an item). Moreover, try to leave at least two items at the bottom of one page and carry over at least two items to the top of the next. Use the widow/orphan control feature or the hard page break feature.

NOTE: If you need to divide *within* an item, leave at least two lines at the bottom of one page and carry over at least two lines to the next.

- i.** If it is not possible to start typing a table at the desired point of reference and have it all fit on the same page, then insert a parenthetical note at the appropriate point in the text (referring the reader to the next page) and continue with the text to the bottom of the page. Then at the top of the next page, type the complete table and resume typing the text. (See Section 16 for guidelines on the typing of tables.) If you encounter a number of problems locating tables within the body of a particular report, you may want to consider placing all the tables in a separate appendix at the end of the report. (See ¶1402c.)

NOTE: If a table is so long that it will not fit on one page even when typed single-spaced, then look for a sensible division point in the body of the table and end the first page there. Your software will automatically carry the remaining lines in the table to the top of the next page. If you mark the table title and the column heads as “headings,” the items marked in this way will be automatically inserted at the top of the next page. (See also ¶1638.)

- j.** If a footnote cannot all fit on the page where the text reference occurs, continue it at the bottom of the following page. If you are using the widow/orphan control feature and the *footnote* feature, either the footnote will be automatically divided or the text containing the footnote reference and the footnote itself will be carried over to the next page. (See ¶1504d.)

Shortening a Long Report

1408 When the cost of photocopying and distributing a large number of copies of a long report becomes prohibitively expensive, consider the following devices for reducing the number of pages without having to cut the copy. (Note that these devices will also reduce the readability and the attractiveness of the report, so use them only in extreme circumstances.)

- a.** You can reduce the font size, or you can choose a different font that yields more characters to an inch. If absolutely necessary, you can also reduce the amount of space between words and letters.
- b.** Reduce the standard top margin for all opening pages from 2 inches to 1.5 inches. (See ¶1405a.)
- c.** Reduce the top margin for all other pages from 1 inch to 0.5 inch. (See ¶1406.)

NOTE: If you are using the header feature or the page numbering feature at the top and if the header or page number is placed in the margin area, you will not be able to reduce the top margin.

- d.** As an alternative to **c**, maintain the standard top margin and reduce the bottom margin from 1 inch to 0.5 inch. (See ¶1406.)

Continued on page 450

¶ 1409

NOTE: If you are using the footer feature or the page numbering feature at the bottom and if the footer or page number is placed in the margin area, you will not be able to reduce the bottom margin.

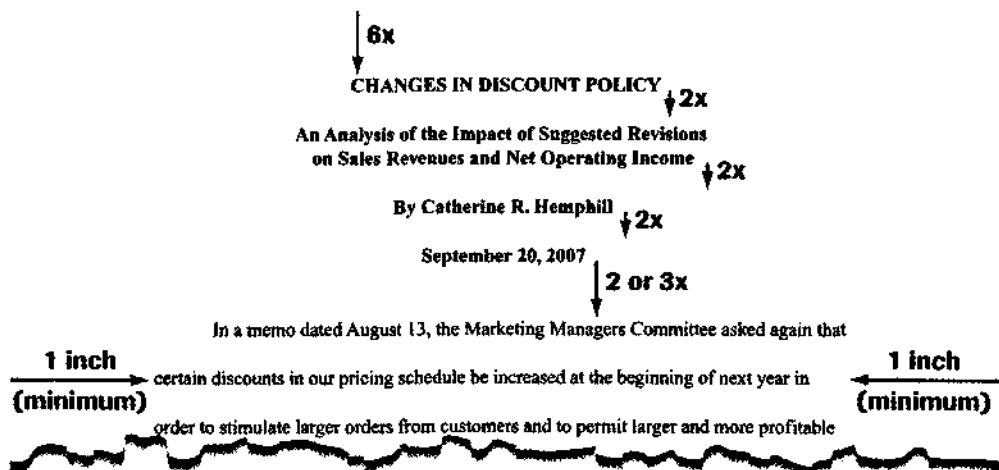
- e. Single-space the report and leave 1 blank line between paragraphs. (See ¶1424a.)
- f. If the report has only one level of heading, use run-in heads rather than side heads. (See ¶¶1425–1426.)
- g. Wherever the guidelines allow for 2 blank lines between elements, reduce this space to 1 blank line. Wherever 1 blank line is called for, reduce this space to half a line (if your software offers this option).

Informal Business Reports

These guidelines apply to business reports that consist of only one chapter and have no separate title page or other front matter.

1409 If the first page is typed on a *blank sheet of paper* (as in the illustration below):

- a. Leave a top margin of approximately 2 inches.
- b. When you type the title, the subtitle, the writer's name, and the date, use single spacing but leave 1 blank line between these elements. (See the treatment of the heading in the illustration on page 445 and the one below.)
- c. On the first line below the top margin, type the report title centered in bold caps. If a subtitle is used, type it centered in bold caps and lowercase on the second line below the main title. (If the title or subtitle is long, divide it into sensible phrases and arrange them on two or more single-spaced lines.)
- d. Type *By* and the writer's name centered in bold caps and lowercase on the second line below the title or subtitle.



- e. Type the date centered on the second line below the writer's name. Use the date on which the report will be submitted (not the date on which it is being typed).

NOTE: Additional details that appear on a title page (such as the writer's title and affiliation or the name and affiliation of the person or group for whom the report has been prepared) are omitted when the title starts on the same page as the body. If these elements need to be provided, you will have to prepare a separate title page. (See ¶1412.)

- f. On the second or third line below the date, start the body of the report. (See ¶¶1424–1426.) At this point decide how you want to space the body of the report. You can continue with the use of single spacing (as in the model illustration on page 445), or you can switch to double or 1.5-line spacing (as in the illustration in *g* below).
- g. If the report requires more than one page, use the page numbering feature to automatically insert the page number at the top right margin. Leave 1 or 2 blank lines below the page number, and resume the text on the following line.

2
↓ 2 or 3x

are expected to produce sales increases of over 20 percent in the first quarter of next year, 18 percent in the second quarter, 15 percent in the third quarter, and 20 percent

NOTE: On the first page of an informal business report, do not type a page number. However, count this page as page 1.

- h. If the report requires one or more elements of back matter—for example, endnotes or a bibliography—follow the style established for a formal report. (See ¶¶1501–1502, 1505–1506, 1545–1549.)

1410 If the first page of a report is prepared in *memo form*:

- a. Give the report title (and subtitle, if any) as the *subject* of the memo. Supply all the other elements called for in the heading of the memo in the usual way. (See ¶¶1373–1374.)

MEMORANDUM

TO: Executive Committee ↓ 2x

FROM: Catherine R. Hemphill ↓ 2x

DATE: September 20, 2007 ↓ 2x

SUBJECT: Changes in Discount Policy—An Analysis of the Impact of Suggested Revisions on Sales Revenues and Net Operating Income

↓ 2 or 3x

In a memo dated August 13, the Marketing Managers Committee asked again that certain discounts in our pricing schedule be increased at the beginning of next year in order to stimulate larger orders from customers and to permit larger and more profitable produc-

¶ 1411

- b. Then begin typing the body of the report on the second or third line below the last fill-in line in the heading. (See ¶¶1424–1426.)
- c. If the report requires more than one page, type each continuation page on a blank sheet of paper. Use the header feature to insert the same kind of continuation heading called for in any long memo (see ¶1374t). Leave 1 or 2 blank lines and resume the text on the following line.

Executive Committee

2

September 20, 2007

↓ 2 or 3x

OR:

Executive Committee

Page 2

September 20, 2007

↓ 2 or 3x

NOTE: When a report is addressed to a number of people, each of whom is listed separately in the heading on the first page, there will be too many names to fit in a continuation heading. However, it is not essential that these names appear in the heading. The purpose of a continuation heading is simply to make it easy to reassemble the individual pages of a memo if they should become separated. With that purpose in mind, use the subject of the memo as the first element in the continuation heading. If the subject is long (as in the illustration in ¶1410a), a few key words will serve the purpose.

Changes in Discount Policy

2

September 20, 2007

↓ 2 or 3x

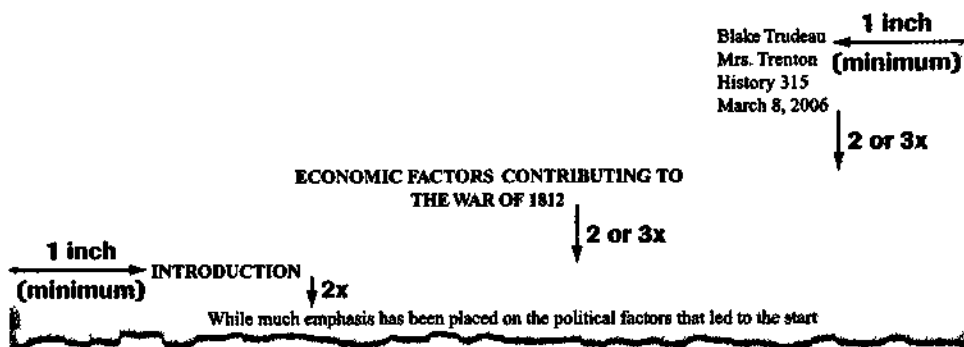
➤ For additional details on continuing the memo from one page to another, see ¶1366.

Informal Academic Reports

1411 An academic report that consists of only one chapter and has no separate title page or other front matter is typed exactly like an informal business report (see ¶¶1409–1410) except for the opening of the first page. (See the top of page 453.)

- a. Leave a default top margin of 1 inch. Then type the following information on four separate lines, single-spaced, in the upper right corner of the first page: the writer's name, the instructor's name, the course title, and the date. Align these four lines at the left, with the longest line ending at the right margin.
- b. On the second or third line below the date, type the title just as in an informal business report. If a subtitle is used, type it on the second line below the title. (See ¶1409c.)
- c. Start typing the body of the report on the second or third line below the preceding copy (the title or subtitle). At this point switch to double spacing. (See ¶¶1424–1426.)

NOTE: Many academic reports have to follow the format established by The Modern Language Association. You can find these guidelines in *The MLA Style Manual*.



The Front Matter of Formal Reports

The following guidelines deal with the preparation of a title page, a letter or memo of transmittal, a table of contents, a list of tables, a list of illustrations, a preface or foreword, and a summary. For a formal report, only a separate title page is essential; all the other elements are optional.

1412 Title Page

There is no one correct arrangement for the elements on a title page. Two acceptable formats are described in *a* and *b* below.

- Three-Block Arrangement.** Group the material into three blocks of type, and leave equal space (1 to 2 inches) above and below the middle block. Then center the material as a whole horizontally and vertically on the page. (See the illustrations on page 454.)
- Two-Block Arrangement.** Group the material into two blocks of type, and leave 1 to 2 inches between blocks. Center the material as a whole horizontally and vertically on the page. (See the illustration on page 454.)

NOTE: The two-block arrangement works well when the title page does not try to show the name of the person or group to whom the report is being submitted.

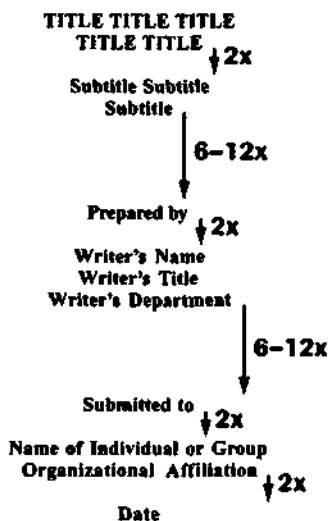
- Margins.** Regardless of the arrangement you use, the side margins should be at least equal to those used for the body of the report (see ¶1404). The top and bottom margins should be a minimum of 1 inch, but make sure that they are at least equal to (and preferably slightly larger than) the space inserted between the blocks of text on the title page.

NOTE: When you set up the text for a title page, insert a 2-inch space between the blocks of text at the outset. Then center the material as a whole horizontally and vertically, and consider whether adjustments are necessary to achieve an attractively balanced page. At this point you can reduce the space between blocks if necessary to ensure that it does not exceed the space used for the top and bottom margins. You can also adjust line breaks in the text as necessary to preserve attractive side margins.

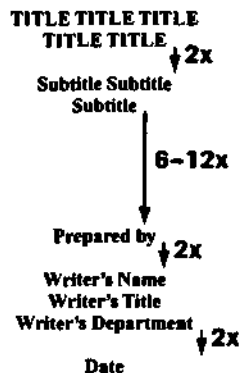
Continued on page 454

¶ 1412

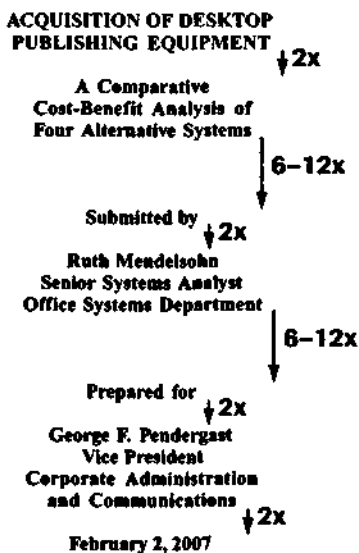
Three-Block Arrangement



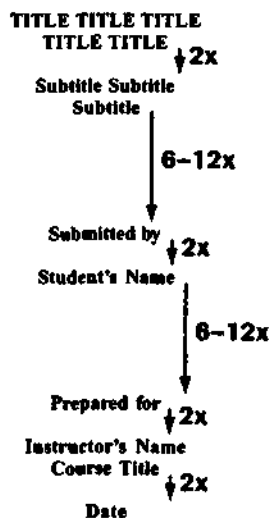
Two-Block Arrangement



Business Report



Academic Report



- d. **Title.** Type the title in bold caps. If the title is long, type it on two or more lines, single-spaced; try to divide the title into meaningful phrases. (See the illustration of a business report above at the left.)
- e. **Subtitle.** Type the subtitle, if any, in bold caps and lowercase. If the subtitle requires more than one line, type it single-spaced. Leave 1 blank line between the main title and the subtitle. (See the illustrations above.)

- f. Writer's Identification.** Leave 1 to 2 inches before typing the writer's identification block. The writer's name may be preceded by the word *By* on the same line or by a phrase such as *Prepared by* or *Submitted by* typed 2 lines above. If appropriate, the writer's name may be followed by a title on the next line and by an organizational affiliation on the following line.

↓ 6-12x
 By Doris Eberle
 Manager, Telemarketing
 Circulation Department

↓ 6-12x
 Prepared by ↓ 2x
 Floyd Wellman
 Acting Director
 Marketing Research Unit

- g. Reader's Identification.** It is customary (but not necessary) to identify the individual or group for whom the report has been prepared. Leave 1 to 2 inches before typing *Submitted to* or *Prepared for* or a similar phrase. Then on the second line below, type the name of the individual or the group. On succeeding lines, supply a title, an organizational affiliation, or both.

↓ 6-12x
 Submitted to ↓ 2x
 Robert G. Paterno
 General Manager
 Corporate Graphic Arts

↓ 6-12x
 Prepared for ↓ 2x
 The Finance Committee
 Davenport, Pierson,
 and Associates

- h. Date.** Supply the date (month, day, and year) on which the report is being submitted. Type it on the second line below the reader's identification block (or, if none is given, on the second line below the writer's identification). (See the illustrations on page 454.)
- i. Graphic Elements.** You can use special display type and add an organizational logo or some other graphic element to enhance the appearance of a title page.

1413 Letter or Memo of Transmittal

A formal report is usually accompanied by a letter or memo of transmittal.

- a.** If you are sending the report to people outside the organization, use the letter format. (See the illustration on page 456.)

NOTE: The cover letter is usually clipped to the front of the report. If the report is in a binder, clip the letter to the front of the binder or insert it in the binder preceding the title page.

- b.** If the report will go only to people within your organization, use the memo format and clip the memo to the front of the report. (See the illustration on page 457.)

Continued on page 456



ATLANTIC ENTERPRISES INCORPORATED

44 Exchange Street/Portland, Maine 04107/Phone: 207-555-5166 Fax: 207-555-5206

February 5, 2007

↓ 4x

Mr. Frank M. Eggleston
P.O. Box 364
Tenants Harbor, Maine 04860

↓ 2x

Dear Frank:

↓ 2x

1 inch (minimum) → I am enclosing a copy of a report entitled "Acquisition of Desktop Publishing Equipment," which I just completed for George Pendergast. Because of your expertise in this area, George has suggested that I send you the report with the hope that you might offer your comments and suggestions. ← 1 inch (minimum)

↓ 2x

Because we need to make a decision by April 2 on what equipment to buy, it would help us greatly if we could hear from you by March 15. I know that given your busy schedule, you may not be able to get back to us in writing that quickly. If you would let George and me take you to lunch, we could talk about the report then and spare you the need to put your thoughts in writing.

↓ 2x

I'll call you early next week so that we can decide what would be the best way to proceed.

↓ 2x

Sincerely,

↓ 4x

Ruth Mendelsohn
Ruth Mendelsohn
Senior Systems Analyst
Office Systems Department

↓ 2x

ctf
Enclosure

- c. If you are e-mailing the report only to people within your own organization, use the memo format for the cover note. If you are e-mailing the report to people outside your organization, format the cover note as an e-mail message. If the report has a special format that needs to be preserved, send it as an attachment to the cover note. Otherwise, incorporate the report in the body of the transmittal document.

NOTE: For a discussion of the pros and cons of sending reports and other documents as an attachment to an e-mailed cover note, see ¶1385.

- d. Whether the transmittal document is formatted as a letter, a memo, or an e-mail message, it typically covers the following points: (1) a brief description of what is being transmitted; (2) a brief reference to the circumstances that prompted the report; (3) if necessary, a brief indication of why the report is being sent to the addressee; and (4) a statement about what action the addressee is expected to take. (See the illustration above.)

MEMORANDUM

TO: Executive Committee ↓ 2x
 FROM: George Pendergast ↓ 2x
 DATE: February 5, 2007 ↓ 2x
 SUBJECT: Acquisition of Desktop Publishing Equipment ↓ 2 or 3x

I am sending you a copy of a report entitled "Acquisition of Desktop Publishing Equipment" for your comments and suggestions. The report was prepared by Ruth Mendelsohn, a senior systems analyst in the Office Systems Department. I have also sent a copy to our technology consultant, Frank Eggleston, and when I receive his comments, I will forward those to you as well.

Table of Contents

1414 If your word processing software has the appropriate feature, you can create a table of contents by scrolling through the text and coding (according to level of subordination) every part title, chapter title, main heading, and subheading that you wish to appear in the table of contents. If you subsequently add, delete, or change any titles or headings in the report, you can readily update your table of contents to reflect these changes.

1415 If you prefer to create your own format, the following guidelines may be helpful.

- a. Type the table of contents on a new page. (See the illustration on page 458.)

NOTE: To achieve a more open look, the illustration uses 2 blank lines above each major element within the table of contents. However, some writers prefer to use only 1 blank line above these elements.

- b. Approximately 2 inches from the top of the page, center the heading *CONTENTS* (or *TABLE OF CONTENTS*) in bold caps.
- c. On the second or third line below the heading, begin typing the table of contents double-spaced. Use the same side and bottom margins as for the text pages in the body of the report. (See ¶¶1404–1406.)
- d. In typing the body of the table of contents, list every separate element that follows the table of contents in sequence—whether in the front matter, the body of the report, or the back matter. In the illustration on page 458, note the following aspects of the format:

- (1) Type individual entries pertaining to *front matter* and *back matter* at the left margin, with the title in caps and lowercase or in all-caps. Page numbers (roman for front matter and arabic for back matter) align on the right at the right margin. Leaders (rows of dotted lines) help guide the eye to the column of page numbers. Set a right leader tab for the page numbers. After you type each entry at the left margin, pressing the leader tab will automatically insert the leaders before you type the page number. The leader feature

¶1415

provides only solid leaders and establishes the space before and after each row of leaders. Accept the results that your software provides.

NOTE: Leave 1 or 2 blank lines *after* the front matter entries and 1 or 2 blank lines *before* the back matter entries.

- (2) Center individual entries pertaining to *part titles* in all-caps. The part numbers that precede the titles may be in arabic or roman numerals or (for formality) may be spelled out. Leave 1 or 2 blank lines before each part title and 1 blank line after.

↓ 6x CONTENTS ↓ 2 or 3x		
Foreword	iv	↓ 2x
Executive Summary	vii	↓ 2 or 3x
PART 1. HOW AND WHY WE LOST MARKET SHARE ↓ 2x		
I. The Overall Economic Picture During the Past Five Years	2	↓ 2x
II. The Impact of the New Technology	8	
III. New Competition From Abroad	15	↓ 2 or 3x
PART 2. CREATING THE CLIMATE FOR A TURNAROUND ↓ 2x		
IV. Investing in New Plant and Equipment	22	
V. Developing a New Partnership With Labor	27	↓ 2 or 3x
PART 3. STRATEGIES FOR REGAINING MARKET SHARE ↓ 2x		
VI. Determining Shifts in Customer Preferences	36	
VII. Analyzing Competitors' Pricing and Promotion Strategies During the Past Five Years	41	
VIII. Adjusting the Mix of Our Product Lines	49	
IX. Restructuring Our Marketing Policies and Practices	55	
X. Pulling It All Together	62	↓ 2 or 3x
Appendix A. Significant Changes in Federal and State Legislation During the Past Five Years	86	
Appendix B. Profiles of Our Major Competitors	69	
Bibliography	74	

- (3) Individual entries pertaining to *chapters* begin with a chapter number (roman or arabic), followed by a period, 1 or 2 spaces, and then the chapter title typed in caps and lowercase or in all-caps. Align the chapter numbers at the right. If you are using roman numerals, set a decimal tab, with the longest number positioned as close to the left margin as possible. Press the tab key to insert a row of leaders before you type each page number.
- (4) If any chapter title should require more than one line, type the turnover line single-spaced, aligned with the first letter of the chapter title in the line above.
- e. The *main headings* within each chapter may be included in the table of contents. One acceptable arrangement is to indent each heading from the start of the chapter title. Type the list of headings for each chapter in caps and lowercase, and treat it as a single-spaced block, with 1 blank line above and below it. Page numbers may be provided with the headings if desired.

9. GETTING RELIABLE PERFORMANCE FEEDBACK	83	
Using Formal Appraisals by Supervisors	83	↓ 2x
Obtaining Realistic Self-Appraisals	84	
Getting Indirect and Informal Feedback	86	
Bias and Distortion in Appraisals	89	
		↓ 2 or 3x
10. TRANSLATING FEEDBACK INTO HIGHER LEVELS OF PERFORMANCE	92	
Setting New Objectives	92	↓ 2x
Developing a Work Plan	94	
Measuring Performance Data	95	

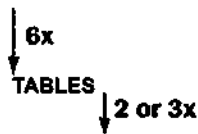
List of Tables or Illustrations

1416 If your word processing software has the appropriate feature, you can create separate lists of tables and illustrations by scrolling through the text and coding the titles of the tables and illustrations that you want to appear in the front matter. If you subsequently add or delete tables or illustrations, you will find it easy to update these lists. (The process is similar to using software to generate a table of contents. See ¶1414.)

1417 If you prefer to create your own format for these lists of tables and illustrations, the following guidelines and the illustration on page 460 may be helpful.

- Type each list on a new page.
- Type the heading—*TABLES* (or *LIST OF TABLES*) or *ILLUSTRATIONS* (or *LIST OF ILLUSTRATIONS*)—in bold caps.
- On the second or third line below the heading, type the first entry in the list. Use the same format as for chapter titles in a table of contents. (See ¶1415.) The tables or the illustrations may be numbered consecutively throughout the report

¶1418



1-1. Annual Sales, 2001–2005	6	↓2x
1-2. Projected Annual Sales, 2006–2010	10	
1-3. Estimated Market Share, 2006–2010	13	
2-1. Marketing Costs as a Percentage of Sales	16	

or consecutively within each chapter. The latter technique uses the chapter number as a prefix in the numbering scheme. (See the illustration above.)

- d. If your word processing software has the appropriate features, you can automatically number tables and illustrations throughout the report.

1418 Preface or Foreword

- a. If a preface (written by the author) or a foreword (written by someone else) is to be provided, then on a new page type the appropriate title in bold caps and center the heading approximately 2 inches from the top of the page. Note that the correct spelling is *FOREWORD* (not *FORWARD*).

NOTE: If both a preface and a foreword are to appear in the front matter, the foreword should precede the preface.

- b. On the second or third line below the heading, begin typing the text. Use the same side and bottom margins as for the text pages in the body of the report (see ¶¶1404–1406). Also follow the same guidelines for spacing, indentions, and headings as in the body of the report (see ¶¶1424–1426).
- c. The preface should cover the following points: (1) for whom the report is written, (2) what prompted the writing of the report, (3) what the report aims to accomplish, (4) what the report covers and what it does not try to deal with, (5) how the data and the conclusions were arrived at, and (6) acknowledgments of those individuals and organizations who helped the writer of the report.

NOTE: The acknowledgments may be treated as a separate element in the front matter, following the foreword and the preface (if both are given) and using the same format.

- d. The foreword typically deals with these topics: (1) who commissioned the report, (2) the reasons for doing so, (3) the writer's qualifications for undertaking the assignment, (4) an assessment of the job that the writer has done, and (5) a call for some follow-up action on the part of those who receive copies of the report.

1419 Summary

- a. If a summary (frequently called an *executive summary*) is to be provided, follow the format guidelines provided for a preface or a foreword in ¶1418a–b.

- b. Since this element is intended to be a time-saver, keep it short—ideally one page, at most two pages. The summary may be handled as a series of ordinary text paragraphs or as a series of paragraphs typed as items in a list (see ¶1424e–g).

1420 Numbering Front Matter Pages

- a. On all pages of front matter except the title page, use the page numbering feature or the footer feature to position the page number at the bottom of the page.
- b. Type the page number in lowercase roman numerals (*ii, iii, iv*, and so on).
- c. Consider the title page as *page i*, even though no number is typed on that page.

NOTE: You can direct the page numbering feature to (1) suppress the page number on the first page of the front matter and (2) insert a sequence of lowercase roman numerals at the bottom of all the other pages in the front matter.

The Body of Formal Reports

1421 Introduction

- a. If the body of a report contains several chapters and begins with a formal introduction, treat the introduction either as Chapter 1 or as a distinct element preceding Chapter 1.

(1) If you decide to treat it as Chapter 1, then consider *INTRODUCTION* to be the title of this chapter. You can then treat it as you would any other title on a chapter-opening page. (See ¶1423.)

(2) If you decide to have the introduction precede Chapter 1, then on a new page type *INTRODUCTION* in bold caps and center the heading approximately 2 inches from the top of the page. On the second or third line below, begin typing the text.

(3) In either case treat the first page of the introduction as page 1 of the report. (See ¶1427.)

- *For guidelines on margins, see ¶¶1404–1406; for guidelines on spacing, indentions, and headings, see ¶¶1424–1426.*

- b. If a report contains only one chapter and begins with an introductory section, treat the title *INTRODUCTION* as a first-level head (see ¶¶1425–1426) and type it on the second or third line below the block of copy (title, etc.) at the top of the page.

1422 Part-Title Pages

- a. If the report contains several chapters organized in parts, insert a separate part-title page directly in front of the chapter that begins each part. Either of the formats shown at the top of page 462 is acceptable.

NOTE: If the body of the report begins with a formal introduction (see ¶1421a), then the part-title page for Part 1 should *follow* the introduction. (**REASON:** The introduction embraces the whole work and not simply Part 1.)

Continued on page 462

¶ 1423

PART 3
 ↓ 3x
 STRATEGIES FOR
 ↓ 2x
 REGAINING MARKET SHARE

PART 3
 ↓ 2x
 STRATEGIES FOR
 REGAINING MARKET SHARE

- b. Type the word *PART* and the part number on one line. Underneath type the part title on one or more lines as appropriate. Use bold caps for emphasis, and arrange the copy for maximum display effect. Center the copy as a whole horizontally and vertically or, for a more attractive display, position the copy so that there is twice as much space below as there is above.

1423 Chapter-Opening Pages

- a. On a new page, approximately 2 inches from the top, center the chapter number and title in bold caps.

↓ 6x
 CHAPTER II. THE COMPUTER REVOLUTION
 ↓ 2 or 3x

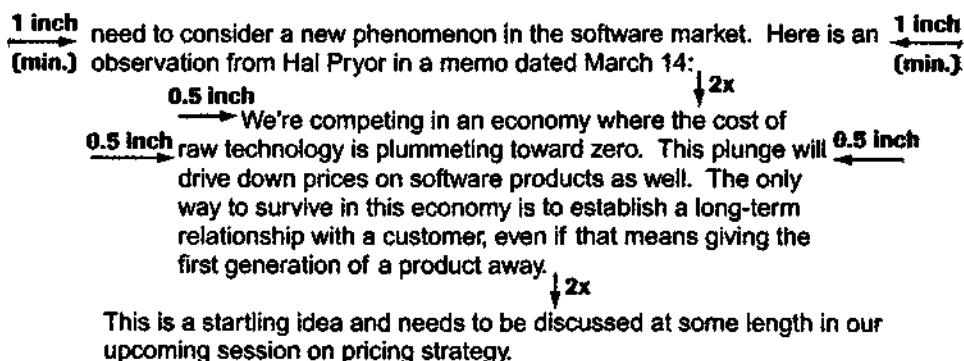
- b. If the title is long, divide it into sensible phrases and arrange them on two or more single-spaced lines. Put the chapter number above the title on a line by itself, and leave 1 blank line before starting the chapter title.

↓ 6x
 CHAPTER 1
 ↓ 2x
 FACTORS CURRENTLY RESTRICTING OPPORTUNITIES
 FOR INCREASED PRODUCTIVITY
 ↓ 2 or 3x

- c. Begin typing the first line of copy (whether text matter or a heading) on the second or third line below the title.

1424 Text Spacing and Indentations

- a. Text.** To enhance readability, use double or 1.5-line spacing for all text matter, especially if the report is long. However, you may use single spacing when the report is short (see the illustration on page 445) or when the costs of paper, photocopying, file space, and mailing are important considerations. (See ¶1408 for a number of ways to shorten a long report.)
- *For guidelines on dividing words and word groups at the ends of lines and between one page and the next, see ¶¶901–920; for guidelines on the use of footnotes, endnotes, or textnotes, see Section 15; for guidance on whether or not to justify the right margin, see ¶1344g–h.*
- b. Drafts.** Always double-space drafts that are to be submitted for editing or evaluation.
- c. Paragraphs.** Indent the first line of text paragraphs 0.5 inch. Leave 1 blank line between paragraphs.
- *For guidelines on dividing short paragraphs at the bottom of a page, see ¶1407d–e.*
- d. Quoted Material.** If a quotation will make four or more lines, treat it as a single-spaced extract, indent it 0.5 inch from each side margin, and leave 1 blank line above and below the extract. With word processing software, you can change the indent settings or you can use the *double indent* feature (if one is available), which will indent the extract equally from each side margin. If the quoted matter represents the start of a paragraph in the original, indent the first word an additional 0.5 inch.

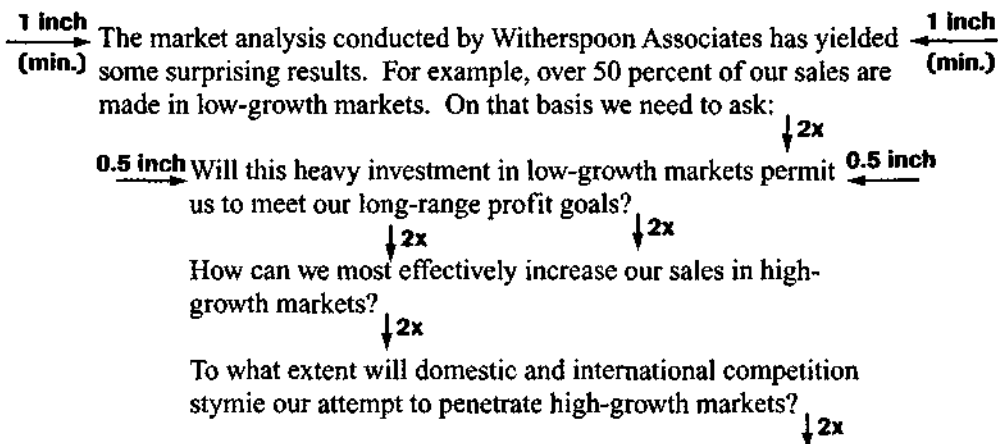


➤ *For another illustration, see page 369.*

- e. Items in a List.** Type the list single-spaced with 1 blank line above and below the list as a whole. Either type the list on the full width of the text (as shown in the second illustration on page 465), or indent the list equally from each side margin (as described in *d* above and shown in the two illustrations on page 464 and the first illustration on page 465). If any item in the list requires more than one line,

¶ 1424

leave a blank line after each item in the list. If an item requires more than one line, align any turnover with the first word in the line above.

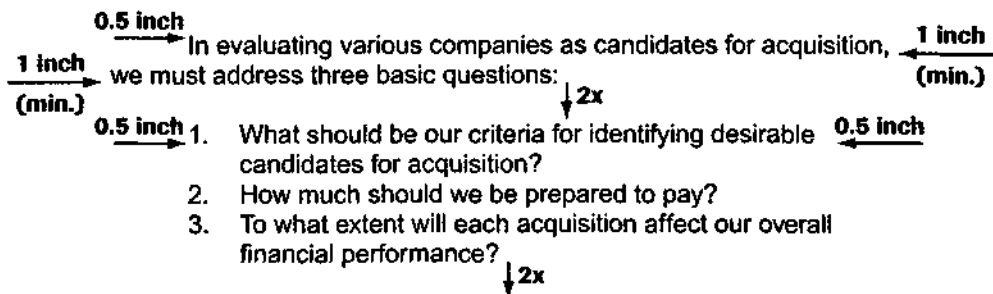


NOTE: To enhance readability, double-space a list of one-line items.

➤ *For an example, see the illustration on page 544.*

- f. Enumerated Items in a List.** If each of the items begins with a number or a letter, you may use the numbered list feature of your word processing program. Each item will begin at the left margin, and turnovers will be indented to align with the first word in the line above. However, when the first line of each text paragraph is indented 0.5 inch (as is typically done in reports), an enumerated list that falls within the text looks best when indented 0.5 inch from each margin. (See the illustration below and the one at the top of page 465.)

When you use the numbered list feature, the list will be typed single-spaced (as in the following illustration).



Naturally, broad questions like these lead to a great number of other questions. We lack the internal resources to deal with the addi-

For a more open look, insert 1 blank line after each item in the list (as in the illustration at the top of page 465).

- 0.5 inch In evaluating various companies as candidates for acquisition, we must address three basic questions: 1 inch (min.)
1. What should be our criteria for identifying desirable candidates for acquisition? 0.5 inch
2. How much should we be prepared to pay?
3. To what extent will each acquisition affect our overall financial performance?

Naturally, broad questions like these lead to a great number of other questions. We lack the internal resources to deal with the addi-

➤ See ¶1345d, note, on the formatting of enumerated items in a list.

g. Bulleted Items in a List. If the items each begin with a bullet, you may use the *automatic bullet insert* feature of your word processing program. Depending on the program you are using, each item will begin at the left margin (as in the illustration below) or will be indented 0.25 inch from the left margin. Turnovers will be automatically indented, and no space will be left between items. If you prefer to indent the bullets 0.5 inch from the left margin, press the tab before activating the bullet feature. Here are a few examples of the bullet styles that are available.

CIRCLES: ○ ● TRIANGLES: ▷ ▶
SQUARES: □ ■ OTHER ASCII CHARACTERS: > → *

- 0.5 inch In evaluating various companies as candidates for acquisition, we must address three basic questions: 1 inch (min.)
- What should be our criteria for identifying desirable candidates for acquisition?
 - How much should we be prepared to pay?
 - To what extent will each acquisition affect our overall financial performance?

Naturally, broad questions like these lead to a great number of other questions. We lack the internal resources to deal with the addi-

h. Tables. Tables may be typed with single, double, or 1.5-line spacing. However, establish one style of spacing for all tables within a given report.

➤ See Section 16 for a full discussion on how to plan and create tables and for numerous illustrations.

¶ 1425

Text Headings

1425 Headings (or heads) are the key technique for letting readers see at a glance the scope of the writer's discussion and the way in which it is organized. Therefore, make sure that the heads used throughout the report properly reflect the coverage and the structure of the material. It is also essential that you type the heads in a way that clearly indicates different levels of importance or subordination.

Here are several techniques for achieving these objectives:

- a. Try to limit yourself to three levels of text heads (not counting the chapter title). If you use more than three levels of text heads, it will be difficult for the reader to grasp the typographical distinction between one level and another. Moreover, the use of more than three levels of text heads suggests that you may be trying to cram too much into one chapter. Consider a different organization of the material to solve this problem.

NOTE: In order to clearly distinguish one level of text heading from another and the headings from the text, carefully choose fonts and font sizes, and make appropriate use of boldface, italics, and other devices.

- b. Before preparing the final version of the report, make an outline of the heading structure as it then stands and analyze it for:

- (1) *Comprehensiveness.* When the heads are viewed as a whole, do they cover all aspects of the discussion, or are some topics not properly represented?
- (2) *Balance.* Is one part of a chapter loaded with heads while a comparable part has only one or two?
- (3) *Parallel structure.* Are the heads all worded in a similar way, or are some complete sentences and others simply phrases? (See ¶1081.)

On the basis of this analysis, revise the heads as necessary.

NOTE: Using the *outline* feature of a word processing program will greatly simplify the process of reviewing and improving the wording of the heads. It will help you generate a complete list of the heads as they currently appear in the report. Any changes in wording that you make on this list will automatically be reflected in the headings within the text.

- c. Headings come in three styles:

- (1) A *centered head* is one centered on a line by itself. Type it in bold caps. If the head is too long to fit on one line, center the turnover on the following line.

➤ For spacing above and below heads, see ¶1426.

- (2) A *side head* starts flush with the left margin, on a line by itself. Type side heads in bold caps or in bold caps and lowercase.

- (3) A *run-in head* (also called a *paragraph heading*) is one that begins a paragraph and is immediately followed by text matter on the same line. Indent a run-in head 0.5 inch from the left margin. Type it in bold caps and lowercase. The run-in head should be followed by a period (unless some other mark of punctuation, such as a question mark, is required). The text then begins 1 or 2 spaces after the punctuation. (See the illustrations in ¶1426b–c.)

➤ For capitalization in headings, see ¶¶360–361, 363.

1426 The illustrations below and on page 468 provide spacing guidelines for headings. You have two options. You can leave only 1 blank line above centered and side headings (as shown in the models in the right column). For a more open look, you can leave 2 blank lines above centered and side headings (as shown in the models in the left column).

- a. In a report that calls for only *one* level of heading, choose a side heading and type it in one of the styles shown below.

Open Style

XX
XXXXXXXXXXXXXXXXXXXXXXXXXXXX.

↓ 3x

SIDE HEAD ↓ 2x

XXXXXXXXXXXXXXXXXXXXXXXXXXXX
XX

XX
XXXXXXXXXXXXXXXXXXXXXXXXXXXX.

↓ 3x

Side Head ↓ 2x

XXXXXXXXXXXXXXXXXXXXXXXXXXXX
XX

Condensed Style

XX
XXXXXXXXXXXXXXXXXXXXXXXXXXXX.

↓ 2x

SIDE HEAD ↓ 2x

XXXXXXXXXXXXXXXXXXXXXXXXXXXX
XX
XX

XX
XXXXXXXXXXXXXXXXXXXXXXXXXXXX.

↓ 2x

Side Head ↓ 2x

XXXXXXXXXXXXXXXXXXXXXXXXXXXX
XX
XX

- b. In a report that calls for *two* levels of headings, choose one of the styles shown below.

Open Style

XX
XXXXXXXXXXXXXXXXXXXXXXXXXXXX.

↓ 3x

SIDE HEAD ↓ 2x

Run-In Head. XXXXXXXXXXXXXXX
XX
XXXXXXXXXXXXXXXXXXXX.

↓ 2x

Run-In Head. XXXXXXXXXXXXXXX
XX

Condensed Style

XX
XXXXXXXXXXXXXXXXXXXXXXXXXXXX.

↓ 2x

SIDE HEAD ↓ 2x

Run-In Head. XXXXXXXXXXXXXXX
XX
XXXXXXXXXXXXXXXXXXXX.

↓ 2x

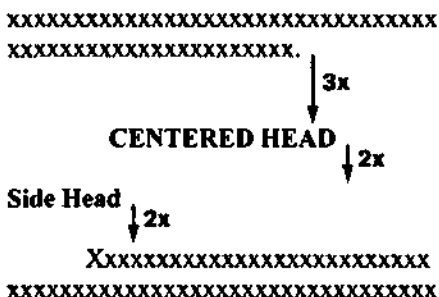
Run-In Head. XXXXXXXXXXXXXXX
XX
XX

¶ 1427

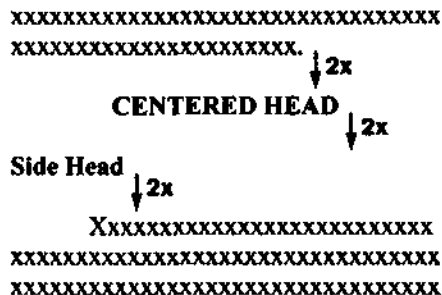
When a paragraph begins with a run-in head, leave 1 blank line above it. (Even paragraphs without run-in heads should be preceded by 1 blank line.)

NOTE: If you normally leave 2 blank lines above a side head, leave only 1 blank line when a side head comes directly below a centered head (without any intervening text).

Open Style

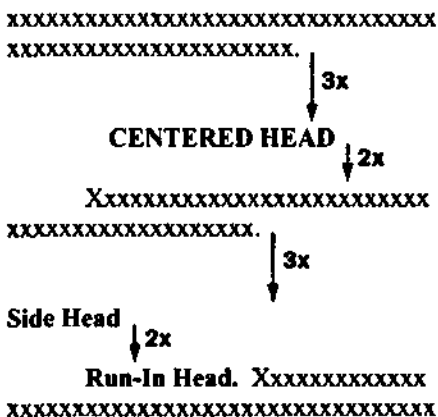


Condensed Style

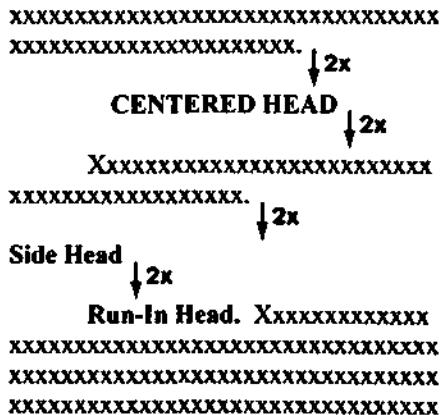


- c. In a report with *three* levels of headings, choose one of the following styles.

Open Style



Condensed Style



1427 Numbering Text Pages

- a. When you use the *page numbering* feature of your word processing software, the appropriate page number will be properly positioned on each page in the correct sequence. If you later add or delete copy in a way that changes the overall length of the report, the page numbering will be automatically adjusted.

NOTE: The page numbering feature will insert space *below* a page number at the top of a page or *above* a page number at the bottom, depending on how you set it.

¶ 1427

- b.** When the first page contains the title of the report and the body starts on the same page, count this as page 1 but do not type the number on the page.
- NOTE:** With the page numbering feature you can easily suppress a page number and still have the page counted in the overall numerical sequence.
- c.** When the report begins with a formal title page and one or more additional pages of front matter, give these pages a separate numbering sequence, using lowercase *roman* numerals. (See ¶1420.)
- d.** In a formal report, consider the first page *following* the front matter as page 1 in the *arabic* numbering sequence.
- e.** If part-title pages are included in the report (see ¶1422), consider them in the numbering sequence for the body of the report but do not type a number on these pages. (Thus if the first page following the front matter is the part-title page for Part 1, it will count as page 1 but no number will appear.)
- f.** On the first page of each new element in the body or back matter of the report, use the page numbering feature to center the page number at the bottom of the page.
- g.** On all other pages in the body or back matter of the report, use the page numbering feature to position the page number in the upper right corner of the page.
- h.** If the final version of a report is to be printed on both sides of the paper (as in a book), the odd-numbered pages will appear on the front side of each sheet and the even-numbered pages on the back. If the report is bound, then on a spread of two facing pages, the even-numbered pages will appear on the left and the odd-numbered pages on the right. In such cases it is more convenient for the reader if the page numbers at the top or bottom of the page appear at the outside corners, as in the following illustration.

14

XXXXXXXXXXXXXXXXXXXXXXXXXX
 XXXXXXXXXXXXXXXXXXXXXXXXX

15

XXXXXXXXXXXXXXXXXXXXXXXXXX
 XXXXXXXXXXXXXXXXXXXXXXXXX

NOTE: You can direct the page numbering feature of a word processing program to alternate the placement of these page numbers in the outside corners, depending on whether the page has an odd or even number.

- i.** In a long report with several chapters written by different authors under a tight deadline, it may be necessary to prepare the final version of the chapters out of order. In such cases, you may use a separate sequence of page numbers for each chapter, with the chapter number serving as a prefix. Thus, for example, the pages in Chapter 1 would be numbered 1-1, 1-2, 1-3, . . . ; those in Chapter 2 would be numbered 2-1, 2-2, 2-3, . . . ; and so on.

NOTE: If the authors submit their material on disk, it is easy to renumber the entire report at the last minute, using one continuous sequence of numbers throughout.

¶ 1428

The Back Matter of Formal Reports

1428 Following the last page of the body of the report are those elements of back matter that may be needed: appendixes, endnotes, bibliography, and glossary. Begin each of these elements on a new page. Use the same margins as for other pages in the report (see ¶¶1404–1406), and treat the numbering of these pages as discussed in ¶1427f–i.

1429 Appendixes

- a. If you plan to include more than one appendix, number or letter each one in sequence. (For an example of the treatment of two appendixes, see the illustration of the table of contents on page 458.)
- b. On a new page, about 2 inches from the top, center *APPENDIX* (plus a number or letter if appropriate) and the appendix title in bold caps.

↓ 6x
APPENDIX B. PROFILES OF OUR MAJOR COMPETITORS ↓ 2 or 3x

NOTE: If the title is long, type it on two or more centered lines, single-spaced. Leave 1 blank line before starting the appendix title.

↓ 6x
APPENDIX A ↓ 2x
**SIGNIFICANT CHANGES IN
 FEDERAL AND STATE LEGISLATION
 DURING THE PAST FIVE YEARS** ↓ 2 or 3x

- c. Leave 1 or 2 blank lines before typing the body of the appendix. Since this material may be a table, a chart, a list, or regular text, choose the format that displays this copy to best effect.

1430 Endnotes and Bibliography

For detailed guidelines on endnotes and the bibliography, see ¶¶1501–1502, 1505–1506, 1545–1549.

1431 Glossary

If you plan to provide a glossary, then on a new page, approximately 2 inches from the top, center *GLOSSARY* or a heading such as *KEY TERMS* in bold caps. Leave 1 or 2 blank lines before beginning the text.

There are a number of ways to set up a glossary: in two columns, in one column with hanging indentions, and in paragraphs.

- a. **Two Columns.** In the left column type the terms in alphabetic order, using boldface, italics, or underlining. In the right column put the corresponding definitions alongside. Begin the right column at least 2 spaces to the right of the longest term in the left column. Single-space each definition, and align turnover lines flush with the left margin of this column. Leave 1 blank line between entries.

Elliptical expression A condensed expression from which key words are omitted. ↓ 2x
Essential elements Words, phrases, or clauses that are necessary to the completeness of the structure or the meaning of a sentence.

- b. **Hanging Indention.** Begin each term at the left margin, using boldface, italics, or underlining. Follow with a colon, a dash, or some other device and then the definition. Type the definition single-spaced and indent turnover lines 0.5 inch so that the term in the first line will stand out. Leave 1 blank line between entries.

elliptical expression: a condensed expression from which key words are
 → omitted. ↓ 2x
 0.5 inch
essential elements: words, phrases, or clauses that are necessary to the
 completeness of the structure or the meaning of a sentence.

- c. **Paragraph Style.** Indent each term 0.5 inch from the left margin, using boldface, italics, or underlining. Follow with a colon, a dash, or some other device and then the definition. Type the definition single-spaced, with turnover lines flush with the left margin. Leave 1 blank line between entries.

0.5 inch → **Elliptical expression**—a condensed expression from which
 key words are omitted. ↓ 2x
Essential elements—words, phrases, or clauses that are
 necessary to the completeness of the structure or the meaning of
 a sentence.

NOTE: Regardless of the format selected, the terms may be typed with initial caps or all in lowercase (except for proper nouns and adjectives). The definitions may also be styled either way; however, if they are written in sentence form, it is best to use initial caps for both the term and the definition. The use of periods at the end of definitions is optional unless, of course, the definitions are written as complete sentences. (See the illustration in a above for an example of the use of initial caps for both the term and the definition.)

¶ 1432

Manuscripts

The preparation of manuscripts is subject to virtually the same considerations that apply to the preparation of reports (¶¶1401–1431). However, manuscripts differ from reports in one fundamental way: they are written with the idea of publication in mind—whether as a self-contained book, as an article in a magazine or some other printed periodical, or as an item to be included in a bulletin or newsletter. As a result, manuscripts require some special considerations concerning format.

NOTE: Many publishers now require authors to submit their manuscripts on disk as well as in the form of hard copy. Whenever possible, try to determine a publisher's manuscript submission requirements and preferences in advance.

Preparing Manuscript for an Article

1432 If you have been invited to write an article for a specific publication, ask the editor for concrete guidelines on matters of format—line length, spacing, paragraph indentation, heading style, preferences in capitalization and punctuation, overall length of article, and so on. You may also want to ask for guidance on content.

1433 If you are writing an article only with the hope that it may be accepted by a certain publication, you will enhance your chances of favorable consideration by imitating all aspects of the publication's format and style. If the publisher has prepared a set of guidelines for writers, request a copy.

- a. In particular, try to type your manuscript on a line length that equals an average line of copy in the finished publication. A manuscript prepared in this way will make it easy for the editor to determine how much space your article will fill in the publication. To determine the appropriate line length, type 10 to 20 lines—on a line-for-line basis—from a representative article. Observe at what point most lines end, and set your margins accordingly.
- b. Even if the publication puts two or more columns on a page, type only one column on a manuscript page. The wider margins will provide space for editing.
- c. Type your manuscript double-spaced to allow room for editing.
- d. Be sure to keep the overall length of your manuscript within the range of the materials typically used by the intended publication. There is little point in submitting a 2000-line manuscript to a publication that carries articles of no more than 500 lines.

NOTE: Your software very likely has a feature that will provide the following information you can share with your editor: the number of characters in your manuscript, the number of words, the number of lines, the number of paragraphs, and the number of pages.

- e. In trying to simulate the character count of a printed line on your computer, use only 1 space after periods, question marks, exclamation points, and colons. If the publication's format calls for indented paragraphs, adjust your normal indentation (typically 0.5 inch) to match the one used by the publication.

Preparing Manuscript for a Book

If you are writing a book or assisting someone who is, consider the following guidelines in the absence of specific guidance from a publisher.

1434 If the manuscript will consist essentially of regular text matter (with perhaps a few tables and illustrations), then in establishing a format for your manuscript, you can follow the standard guidelines for a formal report with respect to spacing, headings, page numbering, and other aspects involved in typing the front matter, the body, and the back matter. Use 1.5-inch side margins to provide extra space for editing.

NOTE: A book manuscript should not be bound.

1435 If you think your manuscript, when set in type, will require a special format—for example, a larger-than-usual page size to accommodate extremely wide tables, to permit notes and small illustrations to run alongside the text, or to allow for a two-column arrangement for the printed text—then the easiest way to establish a format for your manuscript page is to select a published work that has the kind of format and font size you have in mind. Then, on your computer, type a full page of representative printed text—on a line-for-line basis, if possible—to determine the manuscript equivalent of a printed page. (If a printed line is too long to fit on one typed line and still leave side margins of 1.5 inches, choose some other format that you can readily execute.) The important thing is to determine how many pages of manuscript equal a page of printed text. Then, as you develop the manuscript, you can exercise some real control over the length of your material.

Precautions for All Manuscripts

1436 When sending material to a publisher, always retain a duplicate copy in case the material goes astray in the mail or the publisher calls to discuss the manuscript.

NOTE: When you prepare your manuscript on a computer, be sure to save the file on disk. If you are subsequently asked to make changes in the manuscript, you can readily do so and then print a corrected manuscript.

1437 As soon as it is written, your unpublished manuscript is automatically protected by the copyright law without your putting a copyright notice on it or registering it with the U.S. Copyright Office. If you are concerned that someone may copy your material without giving you appropriate credit or compensation, you may place a copyright notice on the first page (*Copyright © [current year] by [your name]*) to call attention to your ownership of the material. Since the copyright law protects only the written expression of your ideas and not the ideas themselves, you should obtain the help of a lawyer if you have an original publishing idea that you are afraid may be misappropriated.

Section 15

Notes and Bibliographies

Footnotes, Endnotes, and Textnotes (¶¶1501-1507)

Functions of Notes (¶1501)

Text References to Footnotes or Endnotes (¶1502)

Footnotes (¶¶1503-1504)

Endnotes (¶¶1505-1506)

Textnotes (¶1507)

Notes Based on Online Sources (¶¶1508-1512)

Dealing With URLs (¶1508)

Dealing With E-Mail Addresses (¶1509)

Dividing Online Addresses (¶1510)

Making Use of Online Sources (¶1511)

Avoiding Plagiarism (¶1512)

Constructing Source Reference Notes (¶¶1513-1544)

Patterns of Source Reference Notes (¶¶1513-1535)

Book Title: Basic Pattern (¶1513)

Book Title: With Edition Number (¶1514)

Book Title: With Subtitle (¶1515)

Book Title: With Volume Number and Volume Title (¶1516)

Book Title: With Volume Number Alone (¶1517)

Book Title: With Chapter Reference (¶1518)

Selection From Collected Works of One Author (¶1519)

Selection in Anthology (¶1520)

Article in Reference Work (¶1521)

Article in Newspaper (¶1522)

Article in Magazine or Journal (¶1523)

Quotation From a CD-ROM (¶1524)

Newsletter, Bulletin, Pamphlet, or Monograph (¶1525)

Unpublished Dissertation or Thesis (¶1526)

Quotation From a Secondary Source (¶1527)

Personal Interview or Conversation (¶1528)

Television or Radio Interview (¶1529)

Speech (¶1530)

Paper Read at Meeting (¶1531)

Report (¶1532)

- Letter, Memo, or E-Mail Message (§1533)
- Independent Internet Document (§1534)
- Message Posted on Internet Forum, Newsgroup, or Listserv (§1535)
- Elements of Source Reference Notes (§§1536–1542)
 - Note Number (§1536)
 - Names of Authors (§1537)
 - Title of the Work (§1538)
 - Publisher's Name (§1539)
 - Place of Publication (§1540)
 - Date of Publication (§1541)
 - Page Numbers (§1542)
- Subsequent References (§§1543–1544)

Bibliographies (§§1545–1549)

Footnotes, Endnotes, and Textnotes

Functions of Notes

- 1501 a.** In a report or manuscript, *notes* serve two functions: (1) they provide *comments* on the main text, conveying subordinate ideas that the writer feels might be distracting if incorporated within the main text; and (2) they serve as *source references*, identifying the origin of a statement quoted or cited in the text.

Comment

¹The actual date on which Governor Galloway made this statement is uncertain, but there is no doubt that the statement is his.

Source Reference

¹Benjamin Graham, *The Intelligent Investor: The Definitive Book on Value Investing*, rev. ed., HarperBusiness, New York, 2003, p. 498.

- b.** Notes at the foot of a page are called *footnotes*. (See §§1503–1504.)

an incredible range of bloopers to be found in classified ads. One anthology contains these gems: "Dog for sale: eats anything and is fond of children." "Illiterate? Write today for free help." "Auto Repair Service. . . . Try us once, you'll never go anywhere again."¹

¹Richard Lederer, *Anguished English*, Wyrick, Charleston, S.C., 1987, p. 38.

➤ For a discussion of whether to type the note number as a superscript (as shown above) or on the line, see §1536b; for a discussion of default formats provided by word processing software, see §1503.

¶ 1501

- c. When notes appear all together at the end of a complete report or manuscript (or sometimes at the end of each chapter), they are called *endnotes*. (See ¶1505–1506.)

NOTES

1. Richard Lederer, *Anguished English*, Wyrick, Charleston, S.C., 1987, p. 38.
2. *Ibid.*, pp. 39–40.

➤ For a discussion of default formats provided by word processing software, see ¶1505.

- d. When source references appear parenthetically within the main text, they are called *textnotes*. (See ¶1507.)

but the proper use of punctuation can sometimes have serious financial consequences. Consider the following predicament.

We came upon a writer at his work . . . Quite casually he mentioned that he was getting fifty cents a word. A moment or two later his face became contorted with signs of an internal distress. With his hand poised above the machine, he seemed to be fighting something out with himself. . . . "Listen," he said, grimly, "do you hyphenate 'willy-nilly'?" We nodded, and saw him wince as he inserted the little mark, at the cost of half a dollar. (E. B. White, "The Cost of Hyphens," *Writings From The New Yorker: 1927–1976*, HarperCollins, New York, 1991, p. 17.)

- e. Footnotes or endnotes are ordinarily keyed by number to a word, phrase, or sentence in the text. Textnotes (which appear parenthetically at the desired point of reference right in the text itself) do not have to be keyed this way.
- f. Endnotes are growing in popularity because they leave the text pages looking less cluttered and less complicated. They do present one drawback, however: the reader does not know in each instance whether the endnote will contain a comment of substance (which is typically worth reading) or simply a source reference (which is usually of interest only in special cases).
- g. Textnotes are also growing in popularity for the same reason: lack of clutter. While it is possible to provide in a textnote all the information that a source reference typically contains, writers more often use the textnote to provide an abbreviated reference in the text, with the understanding that the reader who wants complete information can consult a bibliography at the back of the report or manuscript. (See ¶1507 for examples of these abbreviated references.)

¶ 1502

- b. To take advantage of the benefits and avoid the drawbacks of these three types of notes, some writers use a hybrid system: they treat *comments* as footnotes and *source references* as endnotes or textnotes. In this way comments of substance are conveniently positioned at the bottom of the page, whereas all or most of the information about sources is tucked out of sight but accessible when needed. (See ¶1502g.)

Text References to Footnotes or Endnotes

- 1502 a.** To indicate the presence of a comment or a source reference at the bottom of the page or in a special section at the end of the report or manuscript, insert a *superscript* (a raised figure) following the appropriate word, phrase, or sentence in the text.

NOTE: The footnote or endnote feature of your word processing software will insert superscripts in the text wherever you wish. (See *b* below for examples.)

- b. There should not be any space between the superscript and the preceding word. If a punctuation mark follows the word, place the superscript immediately after the punctuation mark. (There is one exception: the superscript should precede, not follow, a dash.)

A research study published last month by a leading relocation consulting firm² provides the basis for the recommendations offered in Chapter 5.

The alternative approaches discussed in this report have been taken largely from an article entitled "Getting a Handle on Health Care Costs."¹

An article entitled "Getting a Handle on Health Care Costs"¹—written by an eminent authority in the field—was the source of the alternative approaches discussed in this report.

- c. While the superscript should come as close as possible to the appropriate word or phrase, it is often better to place the superscript at the end of the sentence (if this will cause no misunderstanding) so as to avoid distracting the reader in the midst of the sentence.

ACCEPTABLE: Her latest article, "Automating the Small Legal Office,"¹ was published about three months ago. I urge you to read it.

PREFERABLE: Her latest article, "Automating the Small Legal Office," was published about three months ago.¹ I urge you to read it.

NOTE: Leave 1 or 2 spaces after a superscript that follows the punctuation at the end of a sentence. (See ¶102.)

- d. When a paragraph calls for two or more footnotes or endnotes, try to combine all the necessary information within one note if this can be done without any risk of confusing the reader. This approach will reduce the sense of irritation that a large number of footnotes or endnotes tend to produce.

NOTE: When this approach is used, the superscript is typically placed after the last word in the sentence or paragraph, depending on how the text references are dispersed. (See the examples at the top of page 478.)

¶ 1503

AVOID: The following analysis draws heavily on recent studies undertaken by Andrew Bowen,¹ Frances Kaplan,² and Minetta Coleman.³

¹Andrew Bowen, . . .

²Frances Kaplan, . . .

³Minetta Coleman, . . .

PREFERABLE: The following analysis draws heavily on recent studies undertaken by Andrew Bowen, Frances Kaplan, and Minetta Coleman.¹

¹Andrew Bowen, . . . ; Frances Kaplan, . . . ; and Minetta Coleman,

- e. The numbering of footnotes or endnotes may run consecutively throughout or begin again with each new chapter.
- f. Footnotes and endnotes are sometimes keyed by symbol rather than by number. This often occurs in tables with figures and in technical material with many formulas, where a raised figure—though intended to refer to a footnote or endnote—could be mistaken for part of the table text or the formula. When the use of symbols is appropriate, choose one of the following sequences:
- * † ‡ § ¶ OR: a b c d e
- These tests confirmed that there was a reduction over time of the flexural strength of the marble unit from 1400 to 1200 lb/in².†
- (NOT: These tests confirmed that there was a reduction over time of the flexural strength of the marble unit from 1400 to 1200 lb/in².)
- g. If you wish to treat *comments* as footnotes and *source references* as endnotes (as suggested in ¶1501h), use *symbols* for the notes containing comments (at the bottom of the page) and use *figures* for the notes containing source references (at the end of the report or manuscript).

Footnotes

- 1503 a.** When you create footnotes using the *footnote* feature of a word processing program, the software will automatically position your footnotes at the bottom of the page where the footnote reference appears in the text. The software will also (1) insert a horizontal line to separate the footnotes from the text above, (2) continue a footnote on the following page if it is too long to fit as a whole on the page where it started, and (3) automatically number your footnotes. If subsequent additions or deletions in the text cause the text reference to shift to another page, the related footnote will automatically shift as well. If a footnote is subsequently inserted or deleted, all the remaining footnotes (and their related text references) will be automatically renumbered from that point on.
- b.** The illustration at the top of page 479 shows you how your footnotes will look if you use the footnote feature of Microsoft Word and accept all the defaults. Note the following details: (1) the first line of each footnote begins at the left margin; (2) no extra space is inserted between footnotes; (3) no extra space is inserted between the horizontal rule and the first footnote; and (4) an ordinal abbreviation such as *th* (in the phrase *8th ed.*) appears as a superscript (*8th ed.*).

into the new century.¹ According to one source:

The Internet—also known as the *Net*—is the world's largest computer network. . . . The Internet isn't really one network—it's a network of networks, all freely exchanging information. The networks range from the big and formal (such as the corporate networks at AT&T, General Electric, and Hewlett-Packard) to the small and informal (such as the one in John's back bedroom, with a couple of old PCs bought at an electronic parts store) and everything in between.²

¹ For a detailed analysis of these technological developments, see Chap. 2, pp. 29–38.

² John R. Levine et al., *The Internet for Dummies*, 8th ed., IDG Books, New York, 2002, p. 10.

- c. In the standard format most commonly used, a horizontal rule 2 inches long appears 1 line below the text (as in the illustration below); the first line of each footnote is indented; a blank line is inserted between the horizontal rule and the first footnote as well as between all footnotes; and ordinal abbreviations are placed on the line (for example, *2d ed.*, *3d ed.*, *4th ed.*).

into the new century.¹ According to one source:

↓ 2x

The Internet—also known as the *Net*—is the world's largest computer network. . . . The Internet isn't really one network—it's a network of networks, all freely exchanging information. The networks range from the big and formal (such as the corporate networks at AT&T, General Electric, and Hewlett-Packard) to the small and informal (such as the one in John's back bedroom, with a couple of old PCs bought at an electronic parts store) and everything in between.²

↓ 2x

↓ 2x

¹ For a detailed analysis of these technological developments, see Chap. 2, pp. 29–38.

² John R. Levine et al., *The Internet for Dummies*, 8th ed., IDG Books, New York, 2002, p. 10.

NOTE: Whether you are writing business or academic reports or developing manuscript for a particular publisher, you will be expected in most cases to follow a prescribed style for footnotes (unless, of course, you are required to use endnotes or textnotes instead). In situations where no format is prescribed but professional editorial standards have to be met, follow the standard format illustrated above.

➤ For guidelines on how to construct footnotes, see ¶¶1513–1544.

¶1504

1504 When dealing with footnotes, consider the following guidelines.

- a. If the text runs short on a page (say, the last page of a chapter), any footnotes related to that text should still be positioned at the *foot* of the page.
- b. Ordinarily, single-space each footnote, but in material that is to be edited, use double spacing to allow room for the editing.
- c. Type the footnote number as a superscript or on the line. (See ¶1536b for details on spacing and punctuation.)
- d. Ideally, the *complete* footnote should appear on the same page as the superscript figure or symbol that refers to it. Occasionally, however, a footnote may be so long that it will not all fit on the page, even if it begins immediately following the line of text in which the superscript figure or symbol occurs. In such a case the footnote feature of your word processing software will automatically break the footnote and complete it at the bottom of the next page (as shown in the following illustrations).

Start of a Long Footnote

and computers should not be used to write thank-you notes.²

²Judith Martin (in *Miss Manners' Basic Training: Communications*, Crown, New York, 1998, p. 37) clearly supports this position: "Thank-you letters should be written by hand. Miss Manners . . . grants exemptions

Continuation of a Long Footnote

on which there still is a considerable difference of opinion³

only to people with specific physical disabilities that prevent them from writing. Those who claim illegible handwriting should be home practicing their penmanship instead of bragging about it."

³Baldnge, p. 593.

NOTE: If you have a number of long notes that may not easily fit on the page where they are first referred to, you have an excellent reason for abandoning the footnote format and using endnotes instead. (See ¶¶1505–1506.)

➤ For the treatment of footnotes that pertain to a table, see ¶¶1634–1636.

Endnotes

- 1505 a.** The *endnote* feature of a word processing program will automatically position all endnotes at the end of the document. If you add or delete endnotes, all the remaining endnotes (and their related text references) will be automatically renumbered from that point on.
- b.** The endnote feature will also automatically format the endnotes for you. Here is how your endnotes will look if you accept all the defaults of the endnote feature of Microsoft Word. Note that the endnote section begins on the same page as the conclusion of the main text, separated by a short horizontal rule starting at the left margin but with no heading (such as *NOTES*) to introduce this section. Note also that each entry begins at the left margin with superscripts in small roman numerals and with no extra space between entries.

It's no accident that Linus Torvalds has been calling the shots for Linux longer than most world leaders have been in power. In the 12 years since he uploaded his operating system and became de facto master of the open source universe, the 33-year-old programmer has endured waves of attacks from developer zealots seeking to hijack open source to further their own agendas—toppling Microsoft, fighting the music industry, stopping the commercialization of open source software. Through it all, Torvalds has maintained a Zen-like ability to defuse political opposition and saved Linux from being either co-opted or abandoned.[¶]

[¶] David Diamond, "The Peacemaker," *Wired*, July 2003, p. 132.

[¶] *Ibid.*, p. 133.

1506 If you want to modify the default format shown above or if you prefer to create your own format for endnotes, consider the following guidelines. (The illustration on page 482 reflects these guidelines.)

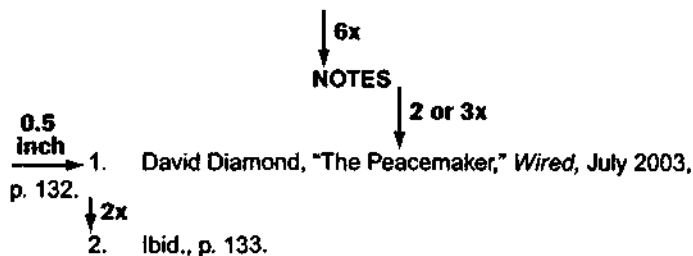
- a.** For better readability, use arabic rather than roman numerals in the text and the endnotes. The numbers in the endnotes sometimes appear as superscripts, but the on-the-line style is more commonly used.
- b.** Indent the first line of each endnote 0.5 inch. The turnovers should start at the left margin.
- c.** On a new page type the heading *NOTES*, centered in bold caps, approximately 2 inches from the top of the page.

NOTE: If the document consists of only one chapter, the endnotes may begin on the same page where the main text ends. In that case leave about 3 blank lines before the heading and 1 or 2 blank lines after it.

Continued on page 482

¶ 1507

- d. Ordinarily, single-space each endnote, but in material that is to be edited, use double spacing to allow room for the editing. In either case leave 1 blank line between endnotes.



- e. Use the same margins as for other pages in the body of the report or manuscript (see ¶¶1404–1406), and treat the numbering of these pages as described in ¶1427f–g.

➤ For guidelines on how to construct source reference endnotes, see ¶¶1513–1544.

- f. If the numbering of endnotes starts again with each new chapter or with each new page, insert an appropriate heading—*Chapter 1*, *Chapter 2*, etc., or *Page 1*, *Page 2*, etc.—above each sequence of endnotes in this section. Type the heading at the left margin in caps and lowercase (using boldface, italics, or underlining), and leave 2 blank lines above and 1 blank line below.

NOTE: If the numbering of endnotes is consecutive throughout, no headings are needed.

- g. Insert this special section of endnotes in the back matter following any appendices. If no appendix is given, the endnotes begin the back matter. (See also ¶1428.)

NOTE: When the individual chapters of a report or a manuscript are prepared by different writers, it may be advantageous to have the endnotes that each author prepares inserted at the end of the respective chapter instead of redoing all the endnotes as one continuous section in the back matter. If this approach is used, expand the heading *NOTES* in each case to read *NOTES TO CHAPTER 1*, *NOTES TO CHAPTER 2*, and so on. The disadvantage of this approach is that the reader will have a bit more difficulty locating the notes for each chapter than is true when all the endnotes are presented in one section at the very end.

Textnotes

- 1507 a.** In a report or manuscript with only a few source references and no bibliography at the end, the complete source data may be inserted within the text in the form of parenthetical textnotes. (See the illustration at the top of page 483.)

➤ For guidelines on how to construct source reference textnotes, see ¶¶1513–1544.

recommended by the U.S. Postal Service. As for the abbreviations devised to hold down the length of place names in addresses, here is what one authority had to say:

And all you people with beautiful words in your addresses: Cut 'em down. There's a bright golden haze on the MDWS; a fairy dancing in your GDNS; and a safe HBR past the happy LNDG at the XING, where no hope SPGS. Environmentalists are now GRN, as in how GRN was my VLY. . . . Is the language not lessened when words like *meadow, gardens, harbor, landing, crossing, green, valley—even islands (ISS)*—are disemvoweled? (William Safire, *In Love With Norma Loquendi*, Random House, New York, 1994, p. 166.)

NOTE: If some of the data called for in a source reference is already provided in the main text, there is no need to repeat it in the textnote.

recommended by the U.S. Postal Service. As for the abbreviations devised to hold down the length of place names in addresses, here is what William Safire had to say:

And all you people with beautiful words in your addresses: Cut 'em down. There's a bright golden haze on the MDWS; a fairy dancing in your GDNS; and a safe HBR past the happy LNDG at the XING, where no hope SPGS. Environmentalists are now GRN, as in how GRN was my VLY. . . . Is the language not lessened when words like *meadow, gardens, harbor, landing, crossing, green, valley—even islands (ISS)*—are disemvoweled? (*In Love With Norma Loquendi*, Random House, New York, 1994, p. 166.)

b. In a report or manuscript that contains a number of source references *and* a complete bibliography, textnotes may be used as follows:

- (1) At the appropriate point in the main text, supply the author's last name and the appropriate page number in parentheses. The reader who wants more complete information can consult the full entry in the bibliography.

According to a fine book on time management (Bittel, p. 27), your ability to manage time depends in part on the way you experience the passage of time.

NOTE: Some authorities omit *p.* and *pp.* as well as the comma between the name and the page number. For example:

... book on time management (Bittel 27) . . .

- (2) If the author's name already appears in the main text, give only the page number in parentheses.

Lester R. Bittel, in his fine book *Right on Time!* (p. 27), says that . . .

- (3) If the bibliography lists more than one publication by the same author, then in the textnote use an abbreviated title or the year of publication to indicate which publication is being referred to.

According to a fine book on time management (Bittel, *Time*, p. 27), . . .

OR: . . . a fine book on time management (Bittel, 1991, p. 27), . . .

Continued on page 484

¶ 1508

- (4) If the bibliography lists publications by two or more authors with the same surname, use each author's first name or initial along with the surname. For example:

According to a fine book on time management (L. Bittel, p. 27), . . .

- (5) If the entries in the bibliography are numbered in sequence (see ¶1547c), then the textnote can simply list the appropriate "entry number" along with the page reference. Italicize or underline the entry number to distinguish it from the page number, especially if the abbreviation *p.* or *pp.* is omitted. For example:

According to a fine book . . . (18, p. 27), . . . **OR:** (18, p. 27), . . .

Notes Based on Online Sources

Business and academic writers increasingly rely on the Internet rather than on printed materials as the source of information to be quoted, paraphrased, or summarized in the reports and manuscripts they prepare. Hence the critical need for guidelines on how to construct *online citations*—that is, footnotes, endnotes, and bibliographic entries that are based on online sources.

The feature that distinguishes a citation based on an online source from one based on printed material is the inclusion of an *online address*—an element that takes the place of information about the name and location of the publisher. There are two major types of online addresses: a URL (discussed in ¶1508) and an e-mail address (discussed in ¶1509).

Dealing With URLs

1508 Every unit of information on the Internet has its own unique address—a uniform resource locator, commonly referred to as a URL and pronounced as individual letters (*you-are-eh*) or as a word (*earl*). (See ¶1501b.) A URL represents not only the storage location of a particular document on the Internet but also the means by which a document can be retrieved. If a URL is not accurately presented in an online citation, it will be impossible to locate the material being cited.

A URL consists of at least two parts: (a) the *protocol* (the name of the system to be used in linking one computer with another on the Internet) and (b) the *host name* (the name of the host computer where the desired material is stored). Here, for example, is the URL for Yahoo!, a large directory of Web pages.

<u>Protocol</u>	<u>Host Name</u>
	http://www.yahoo.com

- a. **Protocol.** There are a number of protocols that you can use to locate material stored on another computer on the Internet.
- **HTTP (HyperText Transfer Protocol).** The most widely used of all the protocols, HTTP permits you to surf the World Wide Web—that part of the Internet that provides access not only to text material but also to photographs, drawings, animations, and video and sound clips.
 - **FTP (File Transfer Protocol).** FTP permits you to transfer text material from an *ftp server* (the host computer where the desired material is stored) to your own computer.

- **Listserv.** Listserv (a short form for *mailing list server*) permits you to retrieve messages posted to a network of mailing lists and to post your own messages as well.
- **Usenet.** Usenet is a network consisting of thousands of newsgroups (discussion groups each focused on a particular topic of interest). A message posted to a particular newsgroup can be read and commented on by any interested member of that newsgroup, and those comments may prompt additional rounds of comments. The original message (known as an *article*) and the subsequent series of comments create what is known as a *thread*. Users doing research on Usenet have the option of citing only the article, one or more of the comments, or the entire thread.
- **Gopher.** Gopher permits you to access text plus graphical and audio materials, but it first provides you with a series of menus that become progressively more specific until you locate the information you are looking for.
- **Telnet.** Telnet permits you to log on to another computer on the Internet and retrieve the desired information located there.

When these protocols appear as the first part of a URL, they are represented as follows:

HTTP:	http://	Listserv:	listserv://	Gopher:	gopher://
FTP:	ftp://	Usenet:	news://	Telnet:	telnet://

Note the use of a colon and two forward slashes (://) to set off the protocol from the rest of the URL. For example:

HTTP:	http://www.mhhe.com/grm
FTP:	ftp://ftp.cdc.gov/pub/Publications/womens_atlas
Telnet:	telnet://telnet.ncf.carleton.ca

- b. Host Name.** The second part of a URL—the host name—consists of several elements separated by *dots* (never referred to as *periods*). Here are some representative host names as they appear in Web-based URLs:

	<u>Protocol</u>	<u>Host Name</u>
eBay:	http://	www.ebay.com
Gateway:	http://	www.gateway.com
Intel:	http://	www.intel.com
PBS Online:	http://	www.pbs.org
NASA:	http://	www.nasa.gov
EarthLink	http://	www.earthlink.net

In the host names shown above, the first element—*www*—refers to the World Wide Web. The second and third elements—for example, *.ebay.com* (referred to as *dot-ebay-dot-com*)—represent the domain name. The second element often reflects some form of the organization's name. The third element is usually a three-letter unit preceded by a dot; it is called a *top-level domain* (TLD), and it indicates the type of organization that owns the host computer. Here is a list of the seven original TLDs:

.com	commercial organization	.mil	military site
.edu	educational institution	.net	network organization
.gov	government body or agency	.org	nonprofit or noncommercial organization
.int	international organization		

Continued on page 486

¶ 1508

The following seven TLDs were established in 2000:

.biz	provider of business services
.info	provider of information services
.pro	provider of professional services
.aero	airline organization or group
.coop	business cooperative
.museum	museum
.name	personal Web site

Computers outside the United States usually have host names ending in a two-letter country code. For example:

ca	Canada	fr	France	jp	Japan
cl	Chile	.gr	Greece	ru	Russia
cn	China	ie	Ireland	sa	Saudi Arabia
.de	Germany	it	Italy	uk	United Kingdom

The following URL for the government of Tasmania reveals that the host computer is located in Australia:

http www.tas.gov.au

- c. **File Name.** A URL may also provide a file name as the final element. For example, the following URL directs a Web browser to retrieve a file named *lway.html* from a host computer named *www.cc.web.com* using the HyperText Transfer Protocol.

<u>Protocol</u>	<u>Host Name</u>	<u>File Name</u>
http	www.cc.web.com	lway.html

NOTE: A *swung dash* (~)—also referred to as a *tilde*—is sometimes used to introduce a file name. For example:

http /www.netaxs.com ~harrington

- d. **Path.** A URL may also include one or more elements between the host name and the file name. These elements indicate the electronic path to be taken (after the host computer is reached) in order to locate the desired file. For example:

<u>Protocol</u>	<u>Host Name</u>	<u>Path</u>	<u>File Name</u>
http	www.yahoo.com	Computers/World Wide Web/HTML_Editors/	

- e. URLs are usually typed all in lowercase letters, but when capital letters appear, follow the style of the particular URL exactly as shown (as in the example in *d* above). Also note that spaces between words in any part of a URL have to be signified by means of an underline (as in the example above) or some other mark of punctuation such as a hyphen (as in the example below).

http://www.cis.ohio-state.edu/hypertext/faq/usenet/FAQ-List.html

- f. When Web-based URLs are given in documents and publications aimed at computer professionals, the protocol *http://* is often omitted; the fact that the host name begins with *www* makes it clear to knowledgeable readers which protocol is to be used. When constructing your own online citations, consider how much your readers know. As a general rule, it is safer to insert the protocol at the start of a URL, even if it was omitted in your source.

Dealing With E-Mail Addresses

1509 An e-mail address consists of several elements. Consider the following examples:

mschneider@attbi.com

lcomerford@earthlink.net

The first part (*mschneider* or *lcomerford*) is the user's name, and it is followed by an *at* sign (@). The second part (*attbi* or *earthlink*) is the name of the host computer. The third part (*.com* or *.net*) is the *top-level domain* (TLD), and it is always preceded by a dot. TLDs indicate the type of organization that owns the host computer or the geographical location in which the host computer is located. (For a list of the most commonly used TLDs, see ¶1508b.)

➤ For a detailed discussion of e-mail, see ¶¶1375–1389.

Dividing Online Addresses

1510 a. URLs. Always try to fit a URL on one line. If it becomes necessary to divide a URL at the end of a line, observe the following guidelines.

- (1) Never insert a hyphen within an online address to signify an end-of-line break.
- (2) You may break after the double slash (//) that marks the end of a protocol (but not within the protocol itself).

Acceptable Line Ending

http://

(NOT: http:)

Next Line

www.nowonder.com

(NOT: //www.nowonder.com)

- (3) You may break *before* (but never after) a dot (.), a single slash (/), a hyphen (-), an underline (_), or any other mark of punctuation.

Acceptable Line Ending

http://www

(NOT: http://www.)

http://www.mcgraw

(NOT: http://www.mcgraw-)

http://www.senate.gov

(NOT: http://www.senate.gov/)

Next Line

.pbs.org

(NOT: pbs.org)

-hill.com/

(NOT: hill.com/)

/~daschle

(NOT: ~daschle)

NOTE: Some authorities now allow a URL to be broken *after* a single slash.

b. E-Mail Addresses. Always try to fit an e-mail address on one line. If it becomes necessary to divide it at the end of a line, observe the following guidelines.

- (1) Never insert a hyphen within an e-mail address to signify an end-of-line break.
- (2) You may break before the *at* symbol (@) or before a dot.

Acceptable Line Ending

wryter6290

(NOT: wryter6290@)

pbenner@lincoln

(NOT: pbenner@lincoln.)

Next Line

@aol.com

(NOT: aol.com)

.midcoast.com

(NOT: midcoast.com)

¶ 1511

Making Use of Online Sources

1511 Making use of online sources can pose special problems. After you have quoted or made reference to certain online materials in your report or your manuscript, the person who originally posted the material may later decide to change it or transfer it to a new location (with a new URL or e-mail address) or remove it from the Internet altogether. If any of these things should happen, readers who try to confirm the accuracy of your citations may very well draw unfair conclusions about your competence as a researcher and as a writer. To protect yourself against these potential problems, take the following precautions.

- a. Every online document that you plan to cite should be saved in the form of hard copy and as part of your backup files. If the document is very long, save at least enough of the document to establish the full context from which the cited material was taken. In that way you can always demonstrate—if the need arises—that you have not taken the material out of context or distorted its intended meaning.

NOTE: Since much online material originally appeared in print (a much more stable medium), refer whenever possible to the printed source rather than the online source.

- b. In your citations of online material, include not only the date on which the material was posted on the Internet but also the date on which you accessed the material. Then if the material is subsequently changed or removed, you will still be able to prove the accuracy of your citation if you have retained a hard copy of the cited material. As an extra precaution, recheck your online citations just before you submit your work; in that way you can make any last-minute adjustments that are necessary.
- c. When URLs or e-mail addresses appear in footnotes, endnotes, bibliographies, or even the main text, enclose each address in angle brackets (< >). The use of angle brackets makes it clear where a URL begins and ends. Otherwise, a reader might mistakenly consider the sentence punctuation that follows the URL to be an integral part of the URL. Moreover, when a long URL is divided at the end of a line, a reader might become confused if there is no closing angle bracket to clearly signal where the URL ends. If you are writing for knowledgeable readers who are accustomed to dealing with URLs, angle brackets are unnecessary and may be omitted. But for the general reader, it is safer to continue to use them.

NOTE: When you type a URL or an e-mail address using angle brackets, your software may immediately convert that address to a *hyperlink*, turning the address blue, dropping the angle brackets, and adding an underline. If the document is to be e-mailed or is to be posted on a Web site, the hyperlink format is a great convenience to your readers: with only one click, they will be instantly transferred to the appropriate site. However, if the URL or the e-mail address is to appear in a hard-copy document, the hyperlink format could cause several problems. The loss of the angle brackets could reopen the possibility of confusing a mark of sentence punctuation as part of the electronic address. Moreover, when the complete address is underlined, this obscures any single underline that may have been used to signify a space between elements in the address (for example,

roy_w_poe). In circumstances where the hyperlink format creates a problem rather than a convenience, change the color from blue back to black, reinsert the angle brackets, and remove the full-length underline. (Any essential underlining between words will remain in place.) Your software user's manual may provide a simpler way to achieve this result.

- d. Always present a URL or an e-mail address exactly as it is given. Never alter the capitalization, the internal spacing, or the symbols used. Failure to provide an accurate address will usually make it impossible to locate the desired information. (See ¶1508e–f.)

NOTE: A URL or an e-mail address should never contain a blank space. If you want to preserve the appearance of a blank space in your own address, insert an underline or a dot so that an unobtrusive mark will occupy that space.

Grace_Hoffenberger@earthlink.net **OR:** Grace.Hoffenberger@earthlink.net

Avoiding Plagiarism

1512 a. Whether you are preparing a business report, writing a paper for an academic course, or creating a manuscript for publication, take special care to avoid committing the act of *plagiarism*, that is, passing off the words and ideas of others as your own without giving proper credit to your source. Plagiarism is universally considered a serious offense and can lead to the loss of one's job or expulsion from an academic institution. Under any circumstances, being found guilty of plagiarism does serious damage to one's reputation, and it can permanently affect one's future credibility.

- b. Although some writers deliberately set out to plagiarize the work of others, many writers unwittingly blunder into plagiarism simply because they are unaware of the various guidelines that indicate when it is necessary to provide proper credit for the words and ideas they have taken from others. For example, it is generally acceptable to paraphrase someone else's words as long as you provide an appropriate citation of your source. However, if you follow the source too closely in your paraphrase or you include exact words from the original source without (1) using quotation marks or (2) displaying the words as an extract, you may have committed plagiarism, even though that was not your intention.

A number of writers mistakenly assume that the guidelines on plagiarism apply only to material found in printed works. But it is equally important to provide an appropriate citation for written and graphical material you have taken from a Web site. Moreover, the guidelines apply just as much to ideas that are not your own and are not considered common knowledge—the ideas of others that you have acquired from speeches at a conference, TV and radio programs, e-mail messages, and even interviews and conversations.

- c. If you are uncertain about these guidelines, do an Internet search using *plagiarism* as the keyword and you will find a number of excellent Web sites offering detailed analyses and comparative examples that distinguish responsible research from accidental plagiarism.

¶1512

Consult, for example, the following Web sites:

<http://www.ccc.commnet.edu/mla/plagiarism.shtml>

http://owl.english.purdue.edu/handouts/research/r_plagiar.html

<http://www.indiana.edu/~wts/wts/plagiarism.html>

<http://www.hamilton.edu/academics/resource/wc/usingsources.html>

<http://www.georgetown.edu/honor/plagiarism.html>

Constructing Source Reference Notes

The following guidelines provide a number of patterns for constructing source reference notes—whether in the form of footnotes, endnotes, or the type of textnote discussed in ¶1507. These patterns focus on the source materials most commonly referred to—for example, books, professional journals, magazines, and newspapers. For each type of source material discussed in the following paragraphs, patterns are provided for items that may appear only in printed form or only in electronic form or, in an increasing number of cases, in both forms.

It is impossible for the following discussion to cover every contingency that you may encounter when constructing these notes, so you may need to modify a particular pattern to fit a particular situation. In doing so, remember that the key goal of source reference notes is to make it easy for your readers to locate any of the sources that you cite. Therefore, in special situations, providing more information than a particular pattern calls for could serve the best interests of your readers. Naturally, your freedom to make such changes may be quite limited if you have been instructed to adhere to a particular citation style.

There is, of course, no universal agreement among authorities on how these notes should be constructed. Rather, there are several schools of thought on the subject, and within each school there are variations between one reference manual and another.

Of all the well-established conventions and variations, the style best suited for business use—and the one presented here—is a style that employs the simplest punctuation and the most straightforward presentation of the necessary data without any sacrifice in clarity or completeness. However, certain professional organizations—for example, the American Psychological Association (the APA)—have each established a distinctive style, the use of which sometimes shows up in other fields. Moreover, slightly different patterns are often used in academic materials, such as those featured in *The MLA [Modern Language Association] Style Manual* and *The Chicago Manual of Style*. If you are one of the many full-time business workers who are simultaneously taking one or more academic courses or are one of the many full-time academic students who are concurrently holding down part- or full-time office jobs, you may need to familiarize yourself with more than one style. Note that along with the basic pattern for citing book titles (see ¶1513), you will find an “academic” variation that you may need to use from time to time. However, unless you are specifically directed to follow a particular style, the following all-purpose patterns—based on well-established conventions—should meet your needs in virtually every type of situation you encounter.

For information about specific elements within these patterns, see these paragraphs:

➤ *Note number:* see ¶1536.

Names of authors: see ¶1537.

Title of the work: see ¶1538.

Publisher's name: see ¶1539.

Place of publication: see ¶1540.

Date of publication: see ¶1541.

Page numbers: see ¶1542.

Subsequent references: see ¶¶1543–1544.

Patterns of Source Reference Notes

1513 Book Title: Basic Pattern

a. Business Style

¹Author, *book title*, publisher, place of publication, year of publication, page number [if reference is being made to a specific page].

¹Bill Bryson, *A Short History of Nearly Everything*, Broadway Books, New York, 2003, p. 384.

OR:

1. Bill Bryson, *A Short History of Nearly Everything*, Broadway Books, New York, 2003, p. 384.

NOTE: If any of these elements have already been identified in the text (for example, the author's name and the book title), they need not be repeated in the note. Moreover, if reference is made to the book as a whole rather than to a particular page, omit the page number. In the following illustration, observe that the quoted material requires more than three lines. For that reason, it is indented 0.5 inch from each side margin. (See ¶1424d.)

about the misconceptions associated with Darwin and the theory of evolution. Here is how Bill Bryson, in *A Short History of Nearly Everything*, deals with one of the most common misconceptions:

0.5 inch
 —————
 0.5 inch ————— Interestingly, Darwin didn't use the phrase "survival
 of the fittest" in any of his works (though he did express his
 admiration for it). . . . Nor did he employ the word *evolution* 0.5 inch
 in print until the sixth edition of *On the Origin of the Species*
 (by which time its use had become too widespread to resist),
 preferring instead "descent with modification."¹

¹Broadway Books, New York, 2003, p. 384.

b. Academic Style

¹Author, *book title* (place of publication: publisher, year of publication), page number [if reference is being made to a specific page].

¹Bill Bryson, *A Short History of Nearly Everything* (New York: Broadway Books, 2003), p. 384.

NOTE: The key distinction between the business style and the academic style lies in a slightly different sequence of elements and a slightly different form of punctuation:

BUSINESS STYLE: . . . publisher, place of publication, year of publication . . .

ACADEMIC STYLE: . . . (place of publication: publisher, year of publication) . . .

The following patterns for books (in ¶¶1514–1521) show only the business style. However, you can readily convert them to the academic style by simply changing the treatment of publisher, place of publication, and year of publication.

► For the academic style for entries in bibliographies, see ¶1549c.

Continued on page 492

¶1514

c. Citing Online Books

- (1) If a printed book has been made available online and you have consulted the online version, you need to add only two elements at the end of the basic pattern for books: the URL and the date on which you accessed this source.

¹Author, *book title*, publisher, place of publication, year of publication, page number [if needed], <URL>, accessed on date.

¹William Still, *The Underground Railroad*, Porter & Coates, Philadelphia, 1872, <<http://invictus.quinnipiac.edu/ugrrmain.html>>, accessed on May 28, 2007.

- (2) If a book has never been published in a printed form and is available only online, use this pattern:

¹Author, *book title*, page number [if needed], date of posting, * <URL>, accessed on date.

¹David Gettman, *The Twinkle Theory*, n.d., <<http://www.onlineoriginals.com/freetitles/twinkle.prc>>, accessed on August 10, 2007.

1514 Book Title: With Edition Number

¹Author, *book title*, edition number [if not the first edition], publisher, place, year, page number.

¹James M. Kouzes and Barry Z. Posner, *The Leadership Challenge*, 3d ed., Jossey-Bass, San Francisco, 2002, p. 87. (For the use of *and* rather than *&* between authors' names, see ¶1537a, note.)

NOTE: Use an edition number only when the book is not in the first edition. If included, the edition number follows the main title and any related elements, such as the subtitle or the volume number and title. (For an example, see ¶1516.) The following forms are commonly used: *2d ed.*, *3d ed.*, *4th ed.*, and *rev. ed.* (for "revised edition").

²Warren Buffet et al., *The Essays of Warren Buffett*, rev. ed., Lawrence A. Cunningham, New York, 2001. (For the use of *et al.* with an author's name, see ¶1537c.)

1515 Book Title: With Subtitle

¹Author, *book title: subtitle*, edition number [if not the first edition], publisher, place, year, page number.

¹John McWhorter, *Doing Our Own Thing: The Degradation of Language and Music and Why We Should, Like, Care*, Gotham, New York, 2003, p. 189.

²Louis V. Gerstner Jr., *Who Says Elephants Can't Dance?: Inside IBM's Turnaround*, HarperBusiness, New York, 2002, p. 303.

³Peggy Klaus, *Brag: The Art of Tooting Your Own Horn Without Blowing It*, Warner Books, New York, 2003, p. 76.

NOTE: It is not necessary to supply the subtitle of a book unless it is significant in identifying the book or in explaining its basic nature. If a subtitle is to be shown, separate it from the main title with a colon (unless the title page shows some other mark such as a dash). Italicize the main title and the subtitle. Capitalize the first word of the subtitle, even if it is a short preposition like *for*, a short conjunction like *or*, or an article like *the* or *a*. (See ¶361.)

⁴Stephen W. Hawking, *The Theory of Everything: The Origin and Fate of the Universe*, New Millennium Press, Beverly Hills, 2002, p. 108.

⁵Vartan Gregorian, *Islam: A Mosaic, Not a Monolith*, Brookings, Washington, D.C., 2003, p. 98.

⁶Michael Lewis, *Moneyball: The Art of Winning an Unfair Game*, Norton, New York, 2003, p. 77.

*If the date of posting cannot be determined, insert the abbreviation *n.d.* (no date).

1516 Book Title: With Volume Number and Volume Title

¹Author, *book title*, volume number, *volume title*, edition number [if not the first edition], publisher, place, year, page number.

¹E. Lipson, *The Economic History of England*, Vol. 1, *The Middle Ages*, 12th ed., Adam & Charles Black, London, 1959, pp. 511-594.

NOTE: As a rule, do not show the volume title in a note unless it is significant in identifying the book. When the volume title is included, both the volume number and the volume title follow the book title (and subtitle, if any) but precede the edition number. The volume number is usually preceded by the abbreviation *Vol.* or by the word *Book* or *Part* (depending on the actual designation). The volume number may be arabic or roman, depending on the style used in the actual book. Some writers prefer to use one style of volume number throughout the notes. (See also ¶1517.)

1517 Book Title: With Volume Number Alone

¹Author, *book title*, edition number [if not the first edition], publisher, place, year, volume number, page number.

¹Ruth Barnes Moynihan et al. (eds.), *Second to None: A Documentary History of American Women*, Univ. of Nebraska Press, Lincoln, 1994, Vol. II, p. 374.

➤ *For the use of et al., see ¶1537c; for the use of eds., see ¶1537e.*

NOTE: When the volume number is shown without the volume title, it follows the date of publication. When the volume number and page number occur one after the other, they may be styled as follows:

Style for Roman Volume Number

Vol. III, p. 197 **OR:** III, 197

Style for Arabic Volume Number

Vol. 5, pp. 681-684 **OR:** 5:681-684

¹Ruth Barnes Moynihan et al. (eds.), *Second to None: A Documentary History of American Women*, Univ. of Nebraska Press, Lincoln, 1994, II, 374.

Do not use the forms with figures alone if there is a chance your reader will not understand them.

1518 Book Title: With Chapter Reference

¹Author, *book title*, publisher, place, year, chapter number, "chapter title" [if significant], page number.

¹Will Durant and Ariel Durant, *The Age of Napoleon*, Simon & Schuster, New York, 1975, Chap. XII, "Napoleon and the Arts," pp. 276-285.

NOTE: When a note refers primarily to the title of a book, a chapter number and a chapter title are not usually included. If they are considered significant, however, these details can be inserted just before the page numbers. The word *chapter* is usually abbreviated as *Chap.*, the chapter number is arabic or roman (depending on the original), and the chapter title is enclosed in quotation marks. Some writers prefer to use one style of chapter number throughout the notes.

1519 Selection From Collected Works of One Author

¹Author, "title of selection," *book title*, publisher, place, year, page number.

¹Richard Wilbur, "For C.," *Mayflies*, Harcourt, New York, 2000, pp. 5-6.

¶ 1520

1520 Selection in Anthology

¹Author of selection, "title of selection," in editor of anthology (ed.), *book title*, publisher, place, year, page number.

¹Richard K. Wagner, "Smart People Doing Dumb Things: The Case of Managerial Incompetence," in Robert J. Sternberg (ed.), *Why Smart People Can Be So Stupid*, Yale Univ. Press, New Haven, 2002, pp. 42-63.

²E. B. White, "The Ring of Time," in Phillip Lopate (ed.), *The Art of the Personal Essay: An Anthology From the Classical Era to the Present*, Doubleday, New York, 1994, pp. 538-544.

³Lindsay Van Gelder, "The Great Person-Hole Cover Debate: A Modest Proposal for Anyone Who Thinks the Word 'He' Is Just Plain Easier," in *75 Readings: An Anthology*, 8th ed., McGraw-Hill, New York, 2000, pp. 347-349.

1521 Article in Reference Work

¹Author [if known], "article title," *name of reference work*, edition number [if not the first edition], publisher [usually omitted], place [usually omitted], year, volume number [may be omitted], page number [may be omitted].

¹Gene Alexander, "Alzheimer's Disease," *McGraw-Hill Encyclopedia of Science and Technology*, 9th ed., 2002.

²"Computers," *The New Encyclopaedia Britannica*, 15th ed., 2002, Vol. 16, pp. 638-652.

³"Digital Technology," *Guinness World Records 2003*, Bantam, New York, 2003, pp. 249-252.

NOTE: It is not necessary to give the name of the publisher or the place of publication unless there is some possibility of confusion or the reference is not well known.

⁴*Merriam-Webster's Collegiate Dictionary*, 11th ed., 2003, pp. 23a-30a.

⁵*The American Heritage Dictionary of the English Language*, 4th ed., 2000, pp. xxvi-xxx.

Moreover, if you are making reference to an article or an entry that appears in alphabetic order in the main portion of the work, even the page number may be omitted. If the reference work carries the name of an editor rather than an author, the editor's name is also usually omitted.

⁶"Data Processing," *The Columbia Encyclopedia*, 6th ed., 2000.

1522 Article in Newspaper

¹Author [if known], "article title," *name of newspaper*, date, section number, page number, column number.

¹Tom Lauricella, "In a World of Managed Accounts, Few One-of-a-Kinds," *The Wall Street Journal*, July 7, 2003, Sec. R, p. 1, col. 1.

OR: . . . July 7, 2003, p. R1, col. 1.

If you have consulted the online version of the newspaper rather than the printed version, use this pattern:

¹Author [if provided], "article title," *name of newspaper*, date, <URL> accessed on date.

²Seth Schiesel, "In Frayed Networks, Common Threads," *The New York Times on the Web*, <<http://www.nytimes.com/2003/08/21/technology/circuits/21nett.html?th>>, accessed on April 7, 2004.

1523 Article in Magazine or Journal**a. Article in Magazine**

¹Author [if known], "article title," *name of magazine*, date, page number.

¹"Budget Desktops," *Consumer Reports*, June 2003, pp. 42-44.

²Matthew Miller, "A New Deal for Teachers," *The Atlantic*, July–August 2003, pp. 32–36.

³Noah Lukeman, "How to Land an Agent," *Poets & Writers*, July–August 2003, pp. 57–64.

Omit the comma between the article title and the name of the periodical if the article title ends with a question mark or an exclamation point.

⁴Spencer E. Ante, "Why Count Your Own Beans?" *BusinessWeek*, June 23, 2003, pp. 78–79.

⁵Jeanette Hyde, "¡Viva Español!" *The (London) Observer*, June 22, 2003, p. 31, col. 1.

If you have consulted the online version of the printed magazine or if the magazine exists only in an online format, use this pattern:

¹Author [if known], "article title," *name of magazine*, date, <URL>, accessed on date.

⁶Irwin Jacobs, "Don't Scrimp on Tech," *BusinessWeek Online*, August 25, 2003, <http://www.businessweek.com/magazine/content/03_34/b3846645.htm>, accessed on May 1, 2004.

⁷"Know Your Digital Parasites," *Slate*, August 12, 2003, <<http://slate.msn.com/id/2086911>>, accessed on September 14, 2004.

NOTE: If any of the elements of the citation have already been identified in the text, they need not be repeated in the note.

Here is how Calvin Trillin defines *turducken*:

It is a Cajun specialty that is made "by taking the bones out of a chicken and a duck and a turkey, stuffing the chicken with stuffing, stuffing the stuffed chicken into a similarly stuffed duck, and stuffing all that, along with a third kind of stuffing, into the turkey." He goes on to say, "The result cannot be criticized for lacking complexity, and it presents a challenge to the holiday carver almost precisely as daunting as meat loaf."¹

¹*The New Yorker*, January 28, 2002, p. 47.

b. Article in Professional Journal

¹Author [if known], "article title," *title of journal* [frequently abbreviated], series number [if given], volume number [if given], issue number [if given], date, page number.

¹Joseph Kimble, "The Elements of Plain Language," *Michigan Bar Journal*, Vol. 81, No. 10, October 2002, p. 44.

²Leslie Gelb and Justine Rosenthal, "The Rise of Ethics in Foreign Policy," *Foreign Affairs*, Vol. 82, No. 3, May–June 2003, pp. 2–7.

³"Executive Pay: Revolting Shareholders," *The Economist*, May 24, 2003, p. 13.

⁴Jim Toedtman, "Getting Beyond 'He Said, She Said,'" *Columbia Journalism Review*, March–April 2003, pp. 22–25.

⁵Anand Mohan Goel and Anjan V. Thakor, "Why Do Firms Smooth Earnings?" *The Journal of Business*, Vol. 76, No. 1, January 2003, pp. 151–192. (For the omission of a comma after a question mark, see ¶1523a.)

NOTE: Titles of journals are often abbreviated in notes whenever these abbreviations are likely to be familiar to the intended readership or are clearly identified in a bibliography at the end.

¹Leslie Gelb and Justine Rosenthal, "The Rise of Ethics in Foreign Policy," *FA*, Vol. 82, No. 3, May–June 2003, pp. 2–7.

¶ 1524

1524 Quotation From a CD-ROM

¹Author [if known], "article title" [if appropriate], *title of work (CD-ROM)*, publisher [may be omitted], place of publication [may be omitted], year of publication, reference to location of quotation [if available].

¹*The Shorter Oxford English Dictionary* (CD-ROM Version 2.0), Oxford Univ. Press, New York, 2003.

²*Instant Immersion 18 Languages* (CD-ROM), Houghton Mifflin Interactive, Boston, 2003.

NOTE: When citing material taken from a CD-ROM, try to provide some specific guidance on how to access the quoted passage on the disc. For example, if the material is organized in numbered paragraphs or pages, give the appropriate paragraph or page number. If the quoted passage is taken from a work organized like an encyclopedia or a dictionary (that is, in the form of brief articles or entries arranged in alphabetic sequence), provide the article title or key word used to identify the article or entry. Without such assistance, a person can usually input a key phrase (or character string) from the quoted material and use the search feature of a word processing program to locate the complete passage.

1525 Newsletter, Bulletin, Pamphlet, or Monograph

¹Author [if known], "article title" [if appropriate], *title of publication*, series title and series number [if appropriate], volume number and issue number [if appropriate], sponsoring organization, place [may be omitted], date, page number.

¹Barbara Wallraff, "The State of Our Art," *Copy Editor*, August–September 2003, pp. 1, 6–7.

²Erin English, "Harnessing Ecology to Treat Waste," *National Wetlands Newsletter*, Vol. 25, No. 2, Washington, March–April 2003, pp. 57–64.

³Diane Moore, "The Zen of Office Work," *The Office Professional*, Vol. 23, No. 5, May 2003, p. 2.

If you have consulted the online version of one of these works, add the URL to the basic pattern.

⁴Barbara Wallraff, "The State of Our Art," *Copy Editor*, August–September 2003, pp. 1, 6–7, <<http://www.copieditor.com/default.asp?id=3>>.

NOTE: Because the data used to identify newsletters, bulletins, pamphlets, and monographs varies widely, adapt the pattern shown above as necessary to fit each particular situation. For example, the name of the sponsoring organization may be omitted if it is incorporated in the title of the publication.

1526 Unpublished Dissertation or Thesis

¹Author, "title of thesis," **doctoral dissertation or: master's thesis** [identifying phrase to be inserted], name of academic institution, place, date, page number.

¹Carolyn Bonifield, "Effects of Anger and Regret on Postpurchase Behaviors," doctoral dissertation, University of Iowa, Iowa City, 2002, p. 43.

If you have consulted the online version of one of these publications, add the URL to the basic pattern.

²Carolyn Bonifield, "Effects of Anger and Regret on Postpurchase Behaviors," doctoral dissertation, University of Iowa, Iowa City, 2002, p. 43, <http://www.lib.umi.com/cr/uiowa/dlnow?pub_no=3050780>.

1527 Quotation From a Secondary Source

¹Author, *book title*, publisher, place, date, page number, **quoted by or: cited by** author, *book title*, publisher, place, date, page number.

¹Robert J. Dolan and Hermann Simon, *Power Pricing*, Free Press, New York, 1997, cited by Jack Trout with Steve Rivkin, *The Power of Simplicity*, McGraw-Hill, New York, 1999, p. 76.

NOTE: While it is always preferable to take the wording of a quotation from the original source, it is sometimes necessary to draw the wording from a secondary source. In such cases construct the note in two parts: in the first part, give as much information as possible about the *original* source (derived, of course, from the reference note in the secondary source); in the second part, give the necessary information about the *secondary* source (which is at hand). Bridge the two parts of the note with a phrase such as *quoted by* or *cited by*. The pattern shown at the bottom of page 496 assumes that the quotation originally appeared in a book and that the secondary source for the quoted material was also a book. Naturally, if the original source or the secondary source is a work other than a book, use the pattern appropriate for that work, as shown in the illustration below.

Writing is hard work. A clear sentence is no accident. Very few sentences come out right the first time, or even the third time. Remember this in moments of despair. If you find that writing is hard, it's because it is hard.¹

¹William Zinsser, *On Writing Well*, 6th ed., Harper, New York, 1998, quoted by Bryan A. Garner, "Calling for a Truce in the Descriptivist-Prescriptivist Wars," *English Today* 66, Vol. 17, No. 2, April 2001, pp. 6-7.

1528 Personal Interview or Conversation

When quoting or paraphrasing words or ideas derived from a face-to-face encounter or a telephone conversation, use one of the following patterns:

¹Name of person interviewed (title or affiliation if appropriate), **personal interview**, date.

²Name of person interviewed (title or affiliation if appropriate), **telephone conversation**, date.

¹Harold Pulsifer (professor of management, MIT), personal interview, May 26, 2006.

²Amy Gorsky (information technology consultant), telephone conversation, June 6, 2007.

If you are relying on information acquired through an interview conducted by someone else, use one of the following patterns:

³Name of person interviewed (title or affiliation if appropriate), **interviewed by** name of interviewer, date of interview.

⁴Name of person interviewed (title or affiliation if appropriate), **conversation with** name of interviewer, date of conversation.

³Harold I. Pulsifer (professor of management, MIT), interviewed by Janet Dodd Bellafiore, May 26, 2006.

⁴Amy Gorsky (information technology consultant), conversation with Franklin Guerin, June 6, 2007.

Continued on page 498

¶ 1529

NOTE: If the person being interviewed is well known to your readers, you do not need to identify that person by title or organizational affiliation. Moreover, you can eliminate other elements from the citation by incorporating that information in the text itself.

1529 Television or Radio Interview

¹Name of person interviewed, **interviewed by** name of interviewer, “program title” or *series title*, name of TV channel or radio station, date of broadcast.

¹Adeed Dawisha, interviewed by Margaret Warner, *The NewsHour With Jim Lehrer*, WPBS, August 14, 2003.

1530 Speech

¹Name of speaker (title or affiliation if appropriate), “title of speech” [if known], **speech given at** type of meeting [conference, convention, symposium], place, date.

¹Ray Jordan (Pfizer), “E-Mail Marketing and Privacy,” speech given at International Association of Business Communicators conference, Toronto, June 10, 2003.

NOTE: If the sponsoring organization is well known to your readers by an abbreviation, adjust your citation accordingly.

²Ray Jordan (Pfizer), “E-Mail Marketing and Privacy,” speech given at IABC conference, Toronto, June 10, 2003.

1531 Paper Read at Meeting

¹Name of speaker, “title of paper,” **paper presented at** type of meeting [conference, convention, symposium], place, date.

¹Anthony LaBranche, “Academic Freedom and Professional Responsibilities,” paper presented at Modern Language Association (**OR:** MLA) convention, San Diego, December 29, 2003.

1532 Report

¹Name of author, “title of report,” author’s company or sponsoring organization, place, date, page number.

¹Ruth Mendelsohn, “Acquisition of Desktop Publishing Equipment,” Atlantic Enterprises Incorporated, Portland, Me., February 5, 2007, pp. 27–31.

1533 Letter, Memo, or E-Mail Message**a. Letter or Memo**

¹Name of author, “subject line” [if appropriate], type of document [letter or memo], date.

¹Wilson G. Demos, letter, October 24, 2006.

²Christine Freebody, “Rethinking Our Corporate Strategy,” memo, January 23, 2007.

NOTE: If the document you are citing was addressed to someone else, expand the basic pattern as follows:

²Name of author, “subject line” [if appropriate], type of document [letter or memo], **addressed to** name of recipient, date.

³Wilson G. Demos, letter, addressed to Kyle Kurtz, October 24, 2006.

b. E-Mail Message

¹Name of author, “subject line,” **e-mail message**, date.

¹Ann Valdez, “Taking the Spin Out of Corporate Communications,” e-mail message, July 9, 2007.

NOTE: An e-mail address may follow the author’s name in parentheses if the address ends with the name of an organization.

²Ann Valdez (avaldez@prcom.com), “Taking the Spin Out of Corporate Communications,” e-mail message, July 9, 2007.

Do not provide a personal e-mail address without the owner's consent and then only if there is a compelling reason to do so.

1534 Independent Internet Document

To cite material in an independent Internet document—that is, one that does not appear within another online source (for example, an electronic journal or newspaper)—use the following pattern:

¹Name of author [if known], "title of document," date of posting [if known], <URL>, accessed on date.

A form of the word "sockdolager" (meaning anything big or otherwise outstanding) figured in the assassination of Abraham Lincoln. As an actor, John Wilkes Booth knew that the biggest laugh line in the play *Our American Cousin* would be, "Well, I guess I know enough to turn you inside out, you sockdologizing old man-trap!" So Booth waited until that line, and then as the audience roared, he fired his gun and fled.¹

¹"Presidential Trivia," <<http://www.umkc.edu/imc/prestriv.htm>>, accessed on May 31, 2007.

1535 Message Posted on Internet Forum, Newsgroup, or Listserv

¹Author's name <e-mail address [if appropriate]>, "subject line," date of posting, <message URL or e-mail address [if appropriate]>, accessed on date.

¹Federal Citizen Information Center <cic.info@GSA.GOV>, "Don't Call Me, I'll Call You," July 31, 2003, <<http://listserv.gsa.gov/cgi-bin/wa?A2=ind0307&L=fedinfo&D=0&P=306>>, accessed on January 12, 2004.

²C. Thomas Mason III, "Truth in Lending Disclosures Not Clear," August 27, 2003, <plainlanguage@yahoogroups.com>, accessed on October 29, 2003. (When the writer's personal e-mail address is provided, do not include this address without the writer's permission.)

Elements of Source Reference Notes

1536 Note Number

- Make sure that the number at the start of a footnote or an endnote corresponds to the appropriate reference number in the text.
- Indent the note number 0.5 inch and type it (1) as a superscript (raised figure) without any space following it or (2) on the line (like an ordinary number), followed by a period and 1 or 2 spaces. The on-the-line style is more commonly used in endnotes. (See ¶¶1505–1506.)

¹Veronica Chambers, *Having It All: Black Women and the Question of Success*, Doubleday, New York, 2003, p. 97.

OR:

1. Veronica Chambers, *Having It All: Black Women and the Question of Success*, Doubleday, New York, 2003, p. 97.

➤ For guidelines on numbering notes, see ¶1502e; for the use of symbols in place of figures, see ¶1502f–g.

¶1537

1537 Names of Authors

- a. Type an author's name (first name first) exactly as it appears on the title page of a book or in the heading of an article.

¹Barbara Stanny, *Secrets of Six-Figure Women: Surprising Strategies to Up Your Earnings and Change Your Life*, HarperCollins, New York, 2002, p. 53.

²Tara Calishain and Rael Dornfest, *Google Hacks: 100 Industrial-Strength Tips and Tools*, O'Reilly, Cambridge, Mass., 2003, p. 149.

³Arthur Levitt with Paula Dwyer, *Take On the Street: What Wall Street and Corporate America Don't Want You to Know, What You Can Do to Fight Back*, Pantheon, New York, 2002, pp. 59–60.

⁴E. D. Hirsch, Jr., *Cultural Literacy: What Every American Needs to Know*, Vintage, New York, 1988, p. 64. (Note the author's preference to set off *Jr.* with commas. See ¶156.)

⁵William Strunk Jr. and E. B. White, *The Elements of Style*, 4th ed., Longman, New York, 2000, pp. 32–33. (Note the first author's preference not to set off *Jr.* with commas. See ¶156.)

NOTE: Do not use an ampersand (&) in place of *and* to link the authors' names.

- b. When two authors have the same surname, repeat the surname for each author.

⁶Ralph E. Weber and Ralph A. Weber (eds.), *Dear America: Letters From the Desk of Ronald Reagan*, Broadway, New York, 2003, p. 227.

- c. When there are three or more authors, list only the first author's name followed by *et al.* (meaning "and others"). Do not italicize or underline *et al.*

⁷Price M. Cobbs et al., *Cracking the Corporate Code: The Revealing Success Stories of 32 African-American Executives*, AMACOM, New York, 2003, p. 47.

NOTE: The names of all the authors may be given, but once this style is used in a source reference note, it should be used consistently within the same document.

⁸Price M. Cobbs, Judith L. Turnock, and Steve Reinemund, *Cracking the Corporate Code: The Revealing Success Stories of 32 African-American Executives*, AMACOM, New York, 2003, p. 47.

- d. When an organization (rather than an individual) is the author of the material, show the organization's name in the author's position.

⁹American Heart Association, *Low-Fat, Low-Cholesterol Cookbook*, 2d ed., Times Books, New York, 1997, p. 59.

However, if the organization is both the author and the publisher, show the organization's name only once—as the publisher.

¹⁰*Is the Market Moral?: Dialogues on Religion and Public Life*, Brookings, Washington, 2003, p. 82.

- e. When a work carries an editor's name rather than an author's name, list the editor's name in the author's position, followed by the abbreviation *ed.* in parentheses. If the names of two or more editors are listed, use the abbreviation *eds.* in parentheses. If the names of three or more editors are listed, list the name of the first editor followed by "et al. (eds.)."

¹¹Harriet Sigerman (ed.), *The Columbia Documentary History of American Women Since 1941*, Columbia Univ. Press, 2003.

¹²J. L. Holzgrefe and Robert O. Keohane (eds.), *Humanitarian Interventions: Ethical, Legal and Political Dilemmas*, Cambridge Univ. Press, Cambridge, Mass., 2003.

¹³E. D. Hirsch, Jr., et al. (eds.), *The New Dictionary of Cultural Literacy: What Every American Needs to Know*, rev. ed., Houghton Mifflin, Boston, 2002. (See ¶1537c, note.)

NOTE: If a reference work (such as an encyclopedia, a dictionary, or a directory) carries the name of an editor rather than an author, the editor's name is usually omitted. (See ¶1521, note.)

¹⁴*Dictionary of American Regional English*, Belknap Press, Cambridge, Mass., 2002, Vol. IV, p. 161.

RATHER THAN:

¹⁵Joan Houston Hall (ed.), *Dictionary of American Regional English*, Belknap Press, Cambridge, Mass., 2002, Vol. IV, p. 161.

f. If the author's name is incorporated in the title of the book, begin with the title.

¹⁶*George Soros on Globalization*, Public Affairs, New York, 2002, p. 54.

g. If the author of a work is unknown, begin the note with the title of the work. Do not use *Anonymous* in place of the author's name.

1538 Title of the Work

a. In giving the title of the work, follow the title page of a book or the main heading of an article for wording, spelling, and punctuation. However, adjust the capitalization as necessary so that all titles cited in the notes conform to a standard style. For example, a book entitled *Assertiveness*, with a subtitle (*the right to be you*) shown entirely in lowercase on the title page for graphic effect, would appear in a note as follows: Claire Walmsley, *Assertiveness: The Right to Be You*.

➤ For the capitalization of titles, see ¶¶360–363.

b. If a title and a subtitle are shown on separate lines in the original work without any intervening punctuation, use a colon to separate them in the source reference note.

¹John Ross, *The Book of Wi-Fi: Install, Configure, and Use 802.11b Wireless Networking*, No Starch, San Francisco, 2003, p. 34.

c. As a general rule, use italics or underlining for titles of *complete* published works, and use quotation marks for titles that refer to *parts* of complete published works.

➤ For the use of italics or underlining with titles, see ¶289; for the use of quotation marks with titles, see ¶¶242–243.

1539 Publisher's Name

a. List the publisher's name as it appears on the title page (for example, *John Wiley & Sons, Inc.*) or in a shortened form that is clearly recognizable (*Wiley*); use one form consistently throughout. If a division of the publishing company is also listed on the title page, it is not necessary to include this information in the footnote. Publishers, however, often do so in references to their own materials.

b. The following list of examples shows acceptable patterns for abbreviating publishers' names. If in doubt, do not abbreviate.

Full Name	Acceptable Short Form
Alfred A. Knopf	Knopf
John Wiley & Sons, Inc.	Wiley
Random House Inc.	Random House
The Brookings Institution Press	Brookings
Houghton Mifflin Company	Houghton Mifflin
Pearson Education Company	Pearson
HarperCollins Publishers	HarperCollins
The McGraw-Hill Companies, Inc.	McGraw-Hill
Simon & Schuster	

Continued on page 502

¶1540

Merriam-Webster, Incorporated	Merriam
Little, Brown and Company	Little, Brown
Farrar, Straus and Giroux	_____
Yale University Press	Yale Univ. Press
University of California Press	Univ. of California Press

NOTE: The patterns of abbreviation typically depend on how the publishers are referred to in speech. Since one never hears Random House referred to as *Random*, the name is not abbreviated. By the same token, one hears Little, Brown and Company referred to as *Little, Brown*, never simply as *Little*.

- c. Omit the publisher's name from references to newspapers and other periodicals. The publisher's name is also usually omitted from references to dictionaries and similar works unless confusion might result or the work is not well known. (For examples, see ¶1521.)

1540 Place of Publication

- a. As a rule, list only the city of publication (for example, *New York, Boston, Washington, Toronto*). If the city may not be well known to your intended audience (for example, readers from abroad) or the city is likely to be confused with another city of the same name, add the state or the country (for example, *Cambridge, Mass.; Cambridge, England*). If the title page lists several cities in which the publisher has offices, use only the first city named.

¹Christine Mowat, *A Plain Language Handbook for Legal Writers*, Carswell Thomson, Scarborough, Ontario, 1999.

NOTE: When the city name is followed by a state name, the state name is customarily abbreviated, using the traditional abbreviations shown in ¶527b. However, some authorities now endorse the use of the two-letter postal abbreviations in footnotes and endnotes. (See ¶1335 and the inside back cover.)

- b. Omit the place of publication from references to periodicals and well-known reference works.
- c. Incorporate the city name in the name of a newspaper that might otherwise be unrecognized. For example, *The Star-Ledger* (published in Newark, New Jersey) should be referred to in a note as *The (Newark, N.J.) Star-Ledger*.

1541 Date of Publication

- a. For books, show the year of publication. (Use the most recent year shown in the copyright notice.)
- b. For monthly periodicals, show both the month and the year. (See ¶1523 for examples.)
- c. For weekly or daily newspapers and other periodicals, show the month, day, and year. (See ¶¶1522–1523 for examples.)
- d. For seasonal publications, show the season and the year.

¹Imam Zaid Shakir, "American Muslims and a Meaningful Human Rights Discourse," *Cross Currents*, Vol. 52, No. 4, Winter 2003, pp. 521–535. (Note that the season is capitalized and there is no comma between the season and the year.)

1542 Page Numbers

- a. Page references in notes occur in the following forms:

p. 3 p. v
 pp. 3–4 pp. v–vi
 pp. 301 f. (meaning “page 301 and the following page”)
 pp. 301 ff. (meaning “page 301 and the following pages”)

NOTE: Whenever possible, avoid using the indefinite abbreviations *f.* and *ff.*, and supply a specific range of page numbers instead.

- b. In a range of page numbers the second number is sometimes abbreviated; for example, *pp.* 981–983 may be expressed as *pp.* 981–83. (See ¶1460.)
- c. There is a trend toward dropping *p.* and *pp.* when there is no risk of mistaking the numbers for anything but page numbers.

➤ For the use of an en dash or a hyphen in a range of page numbers, see ¶459a.

Subsequent References

- 1543 a.** When a note refers to a work that was fully identified in the note *immediately preceding*, it may be shortened by the use of the abbreviation *ibid.* (meaning “in the same place”). *Ibid.* replaces all those elements that would otherwise be carried over intact from the previous note. Do not italicize or underline *ibid.*, and do not capitalize *ibid.* except at the start of a citation.

¹Bill Walsh, *Lapsing Into a Comma: A Curmudgeon’s Guide to the Many Things That Can Go Wrong in Print—and How to Avoid Them*, Contemporary Books, New York, 2000, pp. 6–12.

²*Ibid.*, p. 110. (*Ibid.* represents all the elements in the previous note except the page number.)

³*Ibid.* (Here *ibid.* represents everything in the preceding note, including the page number.)

- b. If you plan to use *ibid.* in a *footnote*, make sure that the footnote “immediately preceding” is no more than a few pages back. Otherwise, the interested reader will have to riffle back through the pages in order to find the “immediately preceding” footnote. To spare your reader this inconvenience, use the forms suggested in ¶1544.
- c. Do not use *ibid.* in a *textnote* unless the one “immediately preceding” is on the same page and easy to spot; otherwise, your reader will have to search through lines and lines of text to find it. To spare your reader, construct these “subsequent reference” textnotes along the same lines as “first reference” textnotes. (See ¶1507b.)

NOTE: With *endnotes*, the use of *ibid.* will cause no inconvenience, since it refers to the note directly above.

- 1544 a.** When a note refers to a work fully identified in an earlier note but *not the one immediately preceding*, it may be shortened as follows:

¹Author’s surname, page number.

²Walsh, p. 65. (Referring to the work fully identified in an earlier note; see the first example in ¶1543a.)

NOTE: When short forms are used for subsequent references, it is desirable to provide a complete bibliography as well, so that the interested reader can quickly find the complete reference for each work in an alphabetic listing.

Continued on page 504

¶1544

- b. When previous reference has been made to different authors with the same surname, the use of a surname alone in a subsequent reference would be confusing. Therefore, the basic pattern in ¶1544a must be modified in the following way:

¹Author's initial(s) plus surname, page number.

OR: ¹Author's full name, page number.

¹J. Stewart Johnson, *American Modern, 1925-1940: Design for a New Age*, Abrams, New York, 2000, p. 83.

²J. Richard Johnson, *Schematic Diagrams: The Basics of Interpretation and Use*, Delmar, Clifton Park, N.Y., 1994, p. 144.

³J. S. Johnson, p. 91.

⁴J. R. Johnson, p. 153.

- c. If previous reference has been made to different works by the same author, any subsequent reference should contain the title of the specific work now being referred to. This title may be shortened to a key word or phrase; the word or phrase should be sufficiently clear, however, so that the full title can be readily identified in the bibliography or in an earlier note.

¹Author's surname, *book title* [shortened if feasible], page number.

⁵Peter F. Drucker, *The Effective Executive*, rev. ed., HarperBusiness, New York, 2002, p. 297.

⁶Peter F. Drucker, *Managing in the Next Society*, St. Martin's, New York, 2002, p. 212.

⁷Drucker, *Effective*, p. 309.

⁸Drucker, *Managing*, p. 223.

If you are referring to an article in a periodical, use the periodical title rather than the article title.

²Author's surname, *periodical title* [shortened if feasible], page number.

⁹Matthew Miller, "A New Deal for Teachers," *The Atlantic*, July-August 2003, p. 32.

¹⁰Lewis H. Lapham, . . .

¹¹Miller, *Atlantic*, p. 35. (Referring to the work identified in note 9 above.)

- d. A more formal style in subsequent references uses the abbreviations *loc. cit.* ("in the place cited") and *op. cit.* ("in the work cited").

¹²Gail Evans, *She Wins, You Win: A Guidebook for Making Women More Powerful*, Gotham Books, New York, 2003, p. 82.

¹³Gregory S. Bell, *In the Black: A History of African Americans on Wall Street*, Wiley, New York, 2001, p. 123.

¹⁴Evans, *op. cit.*, p. 113. (Referring to a different page in *She Wins, You Win.*)

¹⁵Bell, *loc. cit.* (Referring to the same page in *In the Black.*)

¹⁶*Ibid.* (Referring to exactly the same page as shown in note 15. *Ibid.* may be used only to refer to the note immediately preceding. See ¶1543.)

NOTE: Do not italicize or underline *loc. cit.*, *op. cit.*, or *ibid.*

Bibliographies

A bibliography at the end of a report or a manuscript typically lists all the works *consulted* in the preparation of the material as well as all the works that were actually *cited* in the notes. The format of a bibliography is also used for any list of titles, such as a list of recommended readings or a list of new publications.

1545 Word processing programs do not typically provide a template for bibliographies. Some special word processing applications, however, will format not only footnotes and endnotes but bibliographies as well. These programs ask you to create a database (also referred to as a *reference library*) in which you enter the necessary data for each title you plan to cite. Then you select (1) one of the standard formats built into the software or (2) a format that you have modified or created. In effect, once you have developed the reference library, you can extract the data in the form of footnotes, endnotes, or entries in a bibliography.

NOTE: ¶¶1546–1549 provide guidelines for formatting a bibliography.

1546 Consider the following guidelines for formatting a bibliography. (See the illustration on page 506.)

- a. On a new page type *BIBLIOGRAPHY* (or some other appropriate title) in bold caps. Center this title approximately 2 inches from the top of the page, and begin the text on the second or third line below.
- b. Use the same margins as for other pages in the body of the report or manuscript (see ¶¶1404–1406), and treat the numbering of these pages as indicated in ¶1427f–g.
- c. Begin each entry at the left margin. Ordinarily, single-space the entries, but in material that is to be edited, use double spacing to allow room for editing.
- d. Indent turnover lines 0.5 inch so that the first word in each entry will stand out.
- e. Leave 1 blank line between entries (whether they are single- or double-spaced).

1547 a. List the entries alphabetically by author's last name.

- b. Entries lacking an author are alphabetized by title. Disregard the word *The* or *A* at the beginning of a title in determining alphabetic sequence. For example, in the illustration on page 506, note that the third entry is alphabetized on the basis of *Economist* (not *The*); the next-to-last entry is alphabetized on the basis of *Guide* (not *A*).

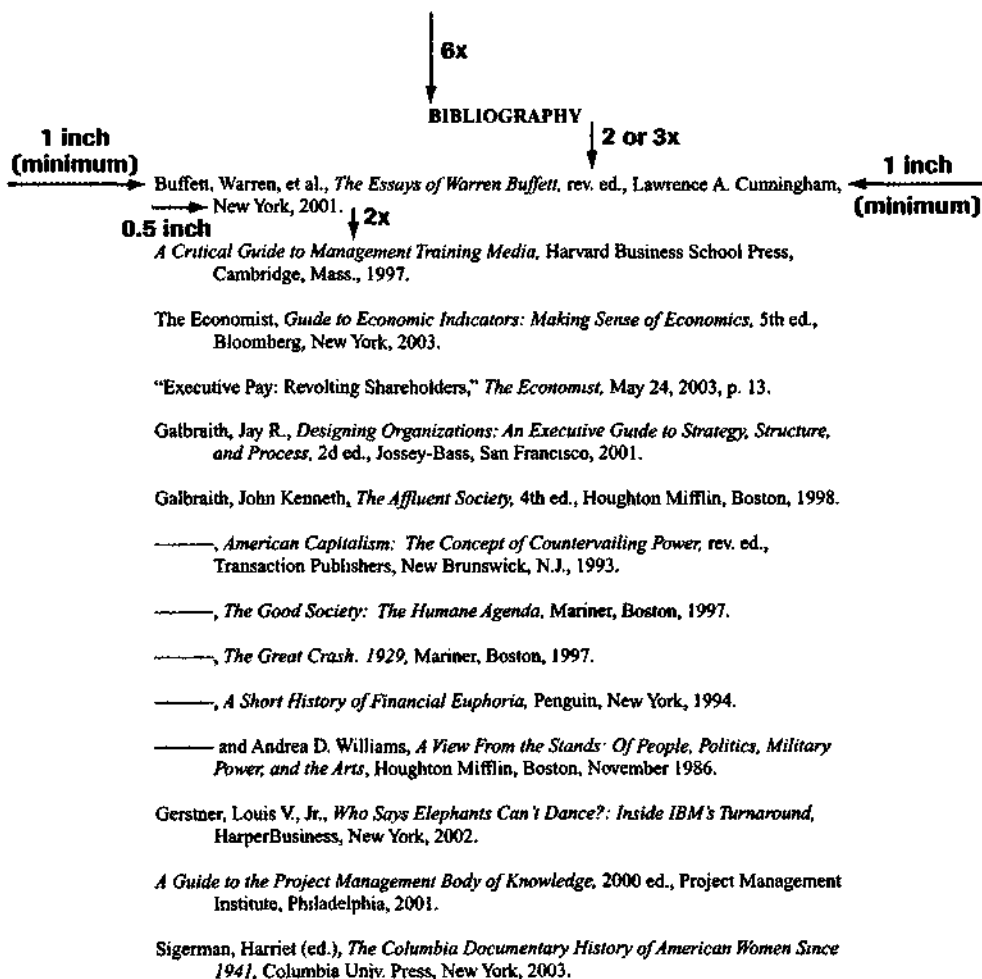
NOTE: When a publication lacks an author and the title begins with a figure, a title such as *100 Years of Harley Davidson* would be alphabetized as if it began "One Hundred Years," and it would come before *One Hundred Years of World Military Aircraft*.

- c. There is no need to number the alphabetized entries in a bibliography unless you plan to use the style of textnotes described in ¶1507b(5). In that case begin each entry of the bibliography with a number typed at the left margin, followed by a period and 1 or 2 spaces. Then type the rest of the entry in the customary way, but indent any turnover so that it begins under the first word in the line above. (In the parenthetical textnotes, you can then make reference to different works by their bibliographic "entry number" instead of by author.)

1. Gelb, Leslie, and Justine Rosenthal, "The Rise of Ethics in Foreign Policy," *Foreign Affairs*, Vol. 82, No. 3, May–June 2003, pp. 2–7.
2. Gerstner, Louis V., Jr., *Who Says Elephants Can't Dance?: Inside IBM's Turnaround*, HarperBusiness, New York, 2002.
3. *A Guide to the Project Management Body of Knowledge*, 2000 ed., Project Management Institute, Philadelphia, 2001.

Continued on page 506

¶1547



NOTE: If you use the numbered list feature of your word processing program, the turnover lines will automatically be indented. The list will also be typed single-spaced. For a more open look, insert 1 blank line between entries (as shown in the illustration above). The numbered list feature also aligns single- and double-digit numbers on the left. However, you can make an adjustment so that the numbers align at the right (as in the examples in ¶1547c). For additional details and illustrations, see ¶1345d.

¶ 1549

1548 When a bibliography contains more than one work by the same author, replace the author's name with a long dash (using a three-em dash or six hyphens) in all the entries after the first. List the works alphabetically by title. For example, in the illustration on page 506, the works that John Kenneth Galbraith wrote by himself have been alphabetized on the basis of the key words *Affluent*, *American*, *Good*, *Great*, and *Short*. The work he wrote with a coauthor (*A View From the Stands*) should not be considered as part of this sequence when the titles are being alphabetized.

NOTE: As an alternative, multiple entries pertaining to the same author may be listed in chronological sequence according to the date of each publication.

➤ *For guidelines on the typing of three-em dashes, see ¶216d; for guidelines on the marking of three-em dashes in manuscript, see ¶217d.*

1549 Entries in bibliographies contain the same elements and follow the same style as source reference notes except for two key differences.

a. Begin each entry with the name of the author listed in inverted order (last name first). When an entry includes two or more authors' names, invert only the first author's name. When an organization is listed as the author, do not invert the name.

American Heart Association, *Low-Fat, Low-Cholesterol Cookbook*, 2d ed., Times Books, New York, 1997.

Hirsch, E. D., Jr., et al. (eds.), *The New Dictionary of Cultural Literacy: What Every American Needs to Know*, rev. ed., Houghton Mifflin, Boston, 2002.

Kouzes, James M., and Barry Z. Posner, *The Leadership Challenge*, 3d ed., Jossey-Bass, San Francisco, 2002.

➤ *For additional examples, see the illustration on page 506.*

b. Include page numbers in bibliographic entries only when the material being cited is part of a larger work. Use the form *pp. 215–232*.

Gelb, Leslie, and Justine Rosenthal, "The Rise of Ethics in Foreign Policy," *Foreign Affairs*, Vol. 82, No. 3, May–June 2003, pp. 2–7.

➤ *For the use of an en dash in a range of page numbers, see ¶459a.*

c. In academic material, bibliographic entries typically follow a slightly different style. In the examples below, note that a period follows each of the three main parts of the entry (author's name, the title, and the publishing information). Also note that the parentheses that normally enclose the publishing information in an academic-style footnote or endnote are omitted in the bibliographic entry. (See ¶1513b.)

American Heart Association. *Low-Fat, Low-Cholesterol Cookbook*, 2d ed. New York: Times Books, 1997.

Hirsch, E. D., Jr., et al. (eds.). *The New Dictionary of Cultural Literacy: What Every American Needs to Know*, rev. ed. Boston: Houghton Mifflin, 2002.

Kouzes, James M., and Barry Z. Posner. *The Leadership Challenge*, 3d ed. San Francisco: Jossey-Bass, 2002.

Section 16

Tables

- Using the Software Table Feature (¶¶1601–1608)
- Locating Tables Within the Text (¶¶1609–1611)
- Locating Tables on Separate Pages (¶¶1612–1615)
- Centering Tables (¶1616)
- Table Identification (¶¶1617–1620)
- Column Heads (¶¶1621–1624)
 - Braced Column Heads (¶1623)
 - Crossheads (¶1624)
- Table Text (¶¶1625–1633)
 - Spacing (¶1625)
 - Items Consisting of Words (¶1626)
 - Items Consisting of Figures (¶1627)
 - Items Consisting of Figures and Words (¶1628)
 - Amounts of Money (¶1629)
 - Percentages (¶1630)
 - Special Treatment of Figures in Tables (¶1631)
 - Leaders (¶1632)
 - Accounting for Omitted Items (¶1633)
- Table Notes (¶¶1634–1636)
- Dealing With Long Tables (¶¶1637–1639)
- Dealing With Wide Tables (¶¶1640–1641)
- Converting Tables Into Charts and Graphs (¶1642)

You can fit a good deal of material into a compact space when you present it in the form of a table—with items arranged in *rows* (to be read horizontally) and in *columns* (to be read vertically). However, in designing a table, you should aim for more than compactness. Your reader should be able to locate specific information faster—and detect significant patterns or trends in the data more quickly—than would be possible if the same information were presented in the regular text.

The following paragraphs provide detailed guidelines for creating a table. Modify these guidelines as necessary to achieve results that are easy to understand and attractive to look at.

Using the Software Table Feature

Before the introduction of word processing software, the execution of tables required a great deal of advance planning and careful typing. Now, thanks to the *table* feature of your word processing software, you can prepare tables with little or no advance planning and you can make corrections and adjustments with relative ease.

The table feature, however, does impose some limitations on the results you can achieve unless you are willing to invest additional time and effort. As a result, you may not always find it feasible or even possible to achieve the appearance of professionally typeset tables. Here, for example, is how a table might appear in a textbook or a magazine:

Table A-15		
LIFE INSURANCE IN FORCE		
(\$000,000 Omitted)		
Year	Ordinary	Group
1950	149,116	47,793
1960	341,881	175,903
1970	734,730	551,357
1975	1,083,421	904,695
1980	1,760,474	1,579,355
1985	3,247,289	2,561,595
1990	5,366,982	3,753,506
1995	6,872,252	4,604,856
2001	9,345,723	6,765,074

Source: *The World Almanac and Book of Facts*, 2003, p. 82.

Note that within each column the head and the text are centered between vertical rules. Note also the use of extra space surrounding various elements of the table to give it an open look and make it easy to read.

Paragraphs 1601–1608 show you (1) the results you will achieve if you prepare this table with the Microsoft Word table feature, accepting all the default specifications, and (2) the steps you need to take in order to achieve the look of a professionally typeset table.

IMPORTANT NOTE: When you use the table feature to execute a table, how far you go in modifying the default specifications will depend on a number of factors. If the table is intended for your eyes alone (or those of your immediate associates) and speed rather than appearance is critical, you may not want to go very far (if at all) in modifying those default specifications. However, if the table will appear in a document to be presented to higher management or to people outside the organization, you will have to invest the extra time and effort needed to create a more professional-looking table.

- c. To save a step, select right alignment (or right justification) for the second and third columns before you enter any data in the grid. Moreover, to enhance the appearance of the table, select boldface for the column heads. If these modifications are made in advance, the first version of the table will look like this:

Year	Ordinary	Group
1950	149,116	47,793
1960	341,881	175,903
1970	734,730	551,357
1975	1,083,421	904,695
1980	1,760,474	1,579,355
1985	3,247,289	2,561,595
1990	5,366,982	3,753,506
1995	6,872,252	4,604,856
2001	9,345,723	6,765,074

- 1603 a.** The table, as it now stands, has excessively wide columns. To remedy the situation, use the *autofit* feature to adjust the width of the columns to fit the column text.

Year	Ordinary	Group
1950	149,116	47,793
1960	341,881	175,903
1970	734,730	551,357
1975	1,083,421	904,695
1980	1,760,474	1,579,355
1985	3,247,289	2,561,595
1990	5,366,982	3,753,506
1995	6,872,252	4,604,856
2001	9,345,723	6,765,074

Note that now the text in each column is not perfectly centered between the vertical rules. Moreover, the use of the autofit feature has created a fairly tight appearance. You can widen a column and simultaneously equalize the margins by changing the column cell margins in the *table properties* feature.

Year	Ordinary	Group
1950	149,116	47,793
1960	341,881	175,903
1970	734,730	551,357
1975	1,083,421	904,695
1980	1,760,474	1,579,355
1985	3,247,289	2,561,595
1990	5,366,982	3,753,506
1995	6,872,252	4,604,856
2001	9,345,723	6,765,074

¶1604

NOTE: If you try to widen a column simply by inserting extra space, all that extra space will appear on only one side of the column text (and not be evenly distributed on both sides). Thus in a column with left-justified text, all the extra space will appear on the right; in a column with right-justified text, all the extra space will appear on the left. To avoid this result, use the technique described in ¶1603a to visually center the column text.

- b. When a table that initially has the same width as the text is reduced in width (as in the illustrations in ¶1603a), the table as a whole will remain aligned at the left margin. Therefore, once you complete the table, center it horizontally on the page. Moreover, if the table occupies a page by itself, center the table vertically as well.

1604 Before you can enter the table heading at the top or any table notes at the bottom, you need to merge or join the cells in the lines reserved for these purposes.

Year	Ordinary	Group
1950	149,116	47,793
1960	341,881	175,903
1970	734,730	551,357
1975	1,083,421	904,695
1985	3,247,289	2,561,595
1990	5,366,982	3,753,506
1995	6,872,252	4,604,856
2001	9,345,723	6,765,074

- 1605 a.** The heading of a table may consist simply of a table title. Or the title may be preceded by a table number and followed by a subtitle—all on the same line or on separate lines. (See ¶1620 for the various ways in which these elements may be positioned.) Whether the heading consists of only one line or several lines, enter the complete heading in one cell at the top of the grid.
- b. If the table is accompanied by one or more footnotes, enter these elements in one cell at the bottom of the grid.
- c. As the following illustration demonstrates, when you enter these elements in the grid, they are automatically aligned at the left.

Table A-15 LIFE INSURANCE IN FORCE (\$000,000 Omitted)		
Year	Ordinary	Group
1950	149,116	47,793
1960	341,881	175,903
1970	734,730	551,357
1975	1,083,421	904,695
1980	1,760,474	1,579,355
1985	3,247,289	2,561,595
1990	5,366,982	3,753,506
1995	6,872,252	4,604,856
2001	9,345,723	6,765,074

Source: *The World Almanac and Book of Facts*, 2003, p. 82.

1606 To improve the appearance of the table, consider making these adjustments:

- a. Use boldface for all the elements in the table heading.
- b. Select the centering option for the column heads and all the elements in the table heading.
- c. Insert 1 blank line between the lines in the table heading and above and below the heading as a whole.

NOTE: If the table title or subtitle will not fit all on one line, break it into sensible phrases and single-space the turnover. (See ¶1620 for illustrations of the ways in which the elements in the table heading may be arranged.)

- d. Insert 1 blank line above and below the column heads.
- e. Insert 1 blank line between the notes at the bottom of the table and above and below the notes as a whole.
- f. If the footnotes each require no more than one full line, begin each note at the left margin of the table text. However, if any one of the notes turns over to a second line, indent the first line of each note. Ordinarily, the indention should be 0.5 inch, but if a table is relatively narrow (as in the illustration below), reduce the indention to 0.25 inch for better appearance. In any case, adjust the measure of the footnote so that the turnover aligns at the left margin of the table text and does not extend beyond the right margin of the table text.
- g. Add shading to portions of the table as desired to give special emphasis to certain elements and make the table more attractive as a whole.

NOTE: If all of these modifications are made, the table will then look like this:

Table A-15		
LIFE INSURANCE IN FORCE		
(\$000,000 Omitted)		
Year	Ordinary	Group
1950	149,116	47,793
1960	341,881	175,903
1970	734,730	551,357
1975	1,083,421	904,695
1980	1,760,474	1,579,355
1985	3,247,289	2,561,595
1990	5,366,982	3,753,506
1995	6,872,252	4,604,856
2001	9,345,723	6,765,074

Source: *The World Almanac and Book of Facts*, 2003, p. 82.

¶1607

- 1607 a.** If you want to achieve a more open look, you can remove the grid and increase the space between rows, as in the illustration below.

Table A-15

LIFE INSURANCE IN FORCE

(\$000,000 Omitted)

Year	Ordinary	Group
1950	149,116	47,793
1960	341,881	175,903
1970	734,730	551,357
1975	1,083,421	904,695
1980	1,760,474	1,579,355
1985	3,247,289	2,561,595
1990	5,366,982	3,753,506
1995	6,872,252	4,604,856
2001	9,345,723	6,765,074

NOTE: Even if you ultimately intend to remove the grid from the table, be sure to enter all the elements in the table heading and the table notes within the grid at the outset. In that way, if you later decide to transfer the table to another location in the document, you can be sure that the table will be moved as a whole. If the table heading and the source note are not inserted in the grid, only the body of the table will be moved.

- b.** As an alternative, you can simply eliminate all the vertical rules in the grid.

Table A-15

LIFE INSURANCE IN FORCE

(\$000,000 Omitted)

Year	Ordinary	Group
1950	149,116	47,793
1960	341,881	175,903
1970	734,730	551,357
1975	1,083,421	904,695
1980	1,760,474	1,579,355
1985	3,247,289	2,561,595
1990	5,366,982	3,753,506
1995	6,872,252	4,604,856
2001	9,345,723	6,765,074

1608 Some word processing programs provide a number of autoformats that can enhance the appearance of your tables. The following illustrations provide examples of two styles offered by Microsoft Word: Contemporary and Professional.

NOTE: If you plan to use autoformat, select it before you make any modifications to the default format. If you apply autoformat afterward, you could lose some of the modifications you made.

Contemporary

Table A-15

LIFE INSURANCE IN FORCE

(\$000,000 Omitted)

Year	Ordinary	Group
1950	149,116	47,793
1960	341,881	175,903
1970	734,730	551,357
1985	3,247,289	2,561,595
1990	5,366,982	3,753,506
1995	6,872,252	4,604,856
2001	9,345,723	6,765,074

Source: *The World Almanac and Book of Facts*, 2003, p. 82.

Professional

Table A-15

LIFE INSURANCE IN FORCE

(\$000,000 Omitted)

Year	Ordinary	Group
1950	149,116	47,793
1960	341,881	175,903
1970	734,730	551,357
1985	3,247,289	2,561,595
1990	5,366,982	3,753,506
1995	6,872,252	4,604,856
2001	9,345,723	6,765,074

Source: *The World Almanac and Book of Facts*, 2003, p. 82.

¶ 1609

Locating Tables Within the Text

- 1609 a.** Tables should be easy to refer to. Therefore, try to locate each table on the page where the subject of the table is introduced in the text. In this way the reader will have ready access to the table while reading the text commentary that may precede and follow.
- b.** Ideally, every table should fall immediately after the point in the text where it is first mentioned. However, if placing the table within a paragraph is likely to disrupt the reader's grasp of the material, then locate the table at the end of the paragraph or at the top or bottom of the page. (See also ¶1611d.)

- 1610 a.** Avoid breaking a table at the bottom of a page. If starting a table at the ideal point means that it will not all fit in the space remaining on the page, then place the complete table at the top of the next page. (At the point in the text where the table is first mentioned, insert an appropriate cross-reference. See ¶1615.)

NOTE: Many word processing programs have a feature called *keep lines together* that prevents tables from breaking across pages. (See ¶1639b.)

- b.** If you have to fit a number of relatively short tables (half a page or less) in a given document, single-space the table text to maximize your chances of locating each table in the ideal place. (See ¶1625.)

NOTE: Microsoft Word's table feature single-spaces the table text by default.

- For other techniques to limit the length of a table to one page, see ¶1637; for guidelines on dealing with a table too long to fit on one page, see ¶¶1638–1639.

- 1611** If a table is to appear on a page that also carries regular text:

- a.** Center the table horizontally within the established margins. (See ¶1603b.)
- b.** Try to indent the table at least 0.5 inch from each side margin. In any case, the width of the table should not exceed the width of the text. (See ¶¶1640–1641.)
- c.** Use blank lines to set off a table from the text above and below it as follows:
- (1) Leave only 1 blank line above and below the table if horizontal rules or shading sets the table off from the text.

with prefixes indicating multiples or fractions of a unit. There are seven base units in the SI metric system:

↓ 2x

Quantity	Unit	Symbol
Length	meter	m
Mass	kilogram	kg
Time	second	s
Electric current	ampere	A
Thermodynamic temperature	kelvin	K
Amount of substance	mole	mol
Luminous intensity	candela	cd

↓ 2x

In addition, there are two supplementary units, the radian and the steradian.

- (2) Leave 1 blank line above and below an open table (one without horizontal rules) that has neither column heads nor a table title.

Our analysis of the latest reports indicates that sales are up by at least 10 percent in all regions:

↓ 2x

Eastern Region	16.2%
North Central Region	11.0%
Southern Region	18.4%
Western Region	13.9%

↓ 2x

The primary reason for this upsurge, according to the managers of these regions, is the rebuilding of inventories, which had been allowed to

- (3) Leave 2 blank lines above and below an open table that uses column heads as its first element.

When designing buildings for New England sites, keep in mind the typical outdoor winter temperatures. For example:

↓ 2x

City	Temp. (°F)
Boston, Mass.	0
Concord, N.H.	-15
Hartford, Conn.	0
Portland, Maine	-5

↓ 3x

It is worth noting that Concord (an inland city) is colder than Portland (a coastal city), even though it is farther south. Moreover, Boston is no colder than

NOTE: If you have inserted a blank line above a column head or a title within the grid, you will automatically achieve the appearance of 2 blank lines above the table when you remove the grid.

- (4) Leave 2 blank lines above and below an open table that begins with a table title. (See the note directly above.)

and as shown in Table 12-5, the public debt tripled in the twenty-year period between 1960 and 1980—from \$284 billion to \$908 billion.

↓ 2x

Table 12-5 PUBLIC DEBT OF THE UNITED STATES 1900–2002 (In Billions of Dollars)	
1900	1.2
1920	24.2
1940	43.0
1960	284.0
1980	907.7
1990	3233.3
2000	5674.2
2002	6228.2

↓ 3x

However, between 1980 and 2000, the public debt grew by more than six times—from \$908 billion to nearly \$5.7 trillion. Projections for

¶1612

- d. If space is tight, place the table at the top or bottom of the page. In that way you can eliminate one set of blank lines and improve your chances of fitting the table on the desired page.
- e. When using the table feature of a word processing program, simply insert the table copy at the desired location in the regular text. If you discover that the table will not all fit on the same page, you can move the table as a whole to the top or bottom of the page (as noted in *d* above), make other adjustments (as noted in ¶¶1637–1639), or place the table on a page by itself (see ¶¶1612–1615).
NOTE: If you use the *keep lines together* feature (see ¶1610a, note), the table will not be divided at the bottom of a page; instead the table as a whole will be moved to the top of the next page. (See ¶1639b.)
- f. Be sure you can fit at least two full lines of regular text above or below the table. If the results look unattractive, devote the full page to the table and resume the text on the following page. (See ¶¶1612–1615.)

Locating Tables on Separate Pages

1612 When a table occupies more than two-thirds of a page, it can often be difficult to fit on the same page with regular text. In such cases type the table on a separate page and place it immediately after the text page on which the table is first referred to.

NOTE: Insert a hard page break before and after the table to ensure that the table will appear on a page by itself. (See ¶1639b.)

1613 If a given document contains a number of tables, most of which will each require a separate page, then all the tables (short as well as long) may be executed as an appendix or as an attachment.

NOTE: This arrangement—which permits the reader to keep the full set of tables alongside the regular text (except in the case of bound reports)—can be very convenient, especially if some tables are repeatedly cited throughout the regular text. (This arrangement also eliminates the problem of trying to fit tables within the text.)

1614 When a table is to appear on a page by itself, center the table horizontally and vertically within the established margins of the page.

NOTE: If no margins have been established, leave a minimum margin of 1 inch on all four sides of the table.

1615 When a table is not located on the page on which it is referred to, provide a cross-reference in parentheses to the appropriate page.

(See Table 4 on page 18.) **OR:** (See Table 2-2 on page 31.)

NOTE: These parenthetical cross-references may be treated as a separate sentence (as shown above) or as part of another sentence (see ¶220).

> *For the advisability of numbering tables to simplify cross-references, see ¶1618.*

Centering Tables

1616 a. The table feature of a word processing program extends the table to the full width of the regular text. If you decide to reduce the overall width of the table, first type

¶ 1620

the table. Then use autofit to adjust the width of the columns (see ¶1603), and choose *center alignment* to position the table horizontally.

- b. If a table appears on a page by itself, center the table vertically as well. (Use the *center page* feature of your word processing software.)

Table Identification

1617 Identify tables by *title* unless they are not very numerous and the significance of the material in the table is clear without some descriptive label. (See ¶1620a.)

1618 Also identify tables by *number* unless they are quite short, not very numerous, and typically referred to only on the page on which they fall. The use of table numbers simplifies cross-references, an important consideration if you expect that a number of tables will not fit on the page where they are first mentioned or if you know that certain tables will be referred to repeatedly throughout the regular text.

NOTE: Tables may be numbered consecutively throughout a given document or consecutively within each chapter and each appendix. With the latter technique, the chapter number (or the appendix number or letter) is used as a prefix in the numbering scheme. For example, Table 3-2 would be the second table in Chapter 3, and Table A-5 would be the fifth table in Appendix A.

1619 The table title may be followed by a *subtitle*, which provides additional information about the significance of the table, the period of time it covers, or the manner in which the information is organized or presented. Since a subtitle should be held to one line if possible (two at the most), treat a lengthy comment on any of these points as a note to the table rather than as a subtitle. (See ¶¶1634–1636.)

1620 Type the elements of table identification as follows:

- a. **Table Title.** Center the table title, using bold caps.

➤ *For guidelines on spacing above the table title, see ¶¶1611c and 1614.*

- b. **Table Number.** Type the word *Table* in caps and lowercase, followed by the appropriate number. To give the table number special emphasis, center it on the second line above the table title and use boldface. To hold down the length of the table, type the table number on the same line as the table title; in this case insert a period after the table number and leave 1 or 2 spaces before typing the table title. (See the illustrations below.)

NOTE: Within a given document treat all table numbers the same way.

Table 2
TITLE OF THE TABLE

OR:

Table 2. **TITLE OF THE TABLE**

Table 1-5
TITLE OF THE TABLE

OR:

Table 1-5. **TITLE OF THE TABLE**

¶1621

- c. Table Subtitle.** Center the subtitle on the second line below the title, using bold caps and lowercase. The subtitle is usually enclosed in parentheses when it simply comments on the listing of data in some special order (for example, *In Descending Order by Sales Revenue*) or on the omission of zeros from figures given in the table (for example, *In Millions* or *000 Omitted*).

➤ For examples of subtitles enclosed in parentheses, see the tables illustrated on these pages: 509, 517, 521, 524, and 531.

NOTE: If either the title or the subtitle requires more than one line, break it into sensible phrases; then single-space and center any turnover lines. If possible, try to hold the title and the subtitle to two lines each.

<p>Table 5</p> <p>TITLE OF THE TABLE WITH ONE TURNOVER LINE</p> <p>Table Subtitle</p>
--

<p>Table 3-4. TITLE OF THE TABLE WITH ONE TURNOVER LINE</p> <p>Table Subtitle With One Turnover Line</p>
--

➤ For guidelines on how to enter the elements of the table heading in the grid provided by the table feature, see ¶¶1604–1605, 1606a–d.

Column Heads

- 1621 a.** Unless a table is very simple and the significance of the material is clear without heads, provide a heading for each column. (A heading may be omitted over the first column, also known as the *stub*. See, for example, the table on page 531.)
- b.** Whenever possible, use singular forms in the column heads. Thus, for example, over a column listing a number of cities, use the heading *City* rather than *Cities*. (See the illustration in the middle of page 517.)
- c.** In order to hold down the length of column heads, use abbreviations and symbols as necessary. For example:

Acct No.	Account number
% of Total	Percent of total
FY2005	Fiscal Year 2005 (also used to indicate that a company's <i>fiscal</i> year does not coincide with the <i>calendar</i> year)
OR: FY05	
1Q/2006	First Quarter of 2006 (also used with 2Q, 3Q, and 4Q to signify the other three quarters of the year)
OR: 1Q/06	
Sales (\$)	Sales results expressed as a dollar amount (in other words, sales revenues)
Sales (U)	Sales results expressed in terms of the number of units sold
Sales YTD (\$)	Cumulative sales revenues so far this year (that is, year to date)
% O/(U)	Percentage by which this year's results are over (or under) last year's results
Last Year	
2005A	Actual results in 2005
2006B	Budgeted results in 2006
2006E	Estimated results in 2006
2007F	Forecast results in 2007

¶1622

If your reader may not understand some of the abbreviations and symbols you use, explain the unfamiliar ones in a footnote to the table. For example:

Note: A = actual; E = estimated; F = forecast.

NOTE: As an alternative to the use of abbreviations, select a smaller font size for the column heads.

- d. Column heads should be single-spaced and may be broken into as many as five lines.
 - e. Capitalize the first letter of each word in a column head except articles (*a*, *an*, *the*), conjunctions under four letters (such as *and* and *or*), and prepositions under four letters (such as *of* and *in*).
- See ¶¶360–361, 363 for detailed guidance on capitalizing words in column headings.
- f. Type all column heads in boldface.
 - g. If the column heads in a table do not all take the same number of lines, align the column heads at the bottom.

NOTE: When you use the table feature of a word processing program, choose the *bottom alignment* option to automatically align column heads that do not take the same number of lines.
 - h. Leave 1 blank line above and below the tallest column head.

Table 14-4

DISTRIBUTION OF PERSONAL INCOME: 1960 TO 2001

(In Billions of Dollars)

Year	Personal Income	Personal Taxes	Disposable Personal Income	Personal Savings
1960	411.7	48.7	362.9	23.3
1970	836.1	109.0	727.1	61.0
1980	2285.7	312.4	1973.3	161.8
1990	4791.6	624.8	4166.8	208.7
2001	8685.3	1292.1	7393.2	169.7

- 1622** a. When you use the table feature of a word processing program, the default alignment for all column heads is at the left. (See the illustration in ¶1602a.)
- b. If you change the alignment of the column text from left to right (for example, with a column of figures), align the column head at the right as well. (See the illustration in ¶1602c.)

Continued on page 522

¶1623

- c. When a very narrow column head falls above a very wide column of text, the table will look more attractive if the column head is centered over the column text. It is easy to use center alignment in the table feature of word processing programs; therefore, as a general rule, plan to center all column heads.

Name	Name
A. Michael Ashworth	A. Michael Ashworth
Dwayne Gilpatrick Jr.	Dwayne Gilpatrick Jr.
Bradley M. Harrington	Bradley M. Harrington
Annette G. LaFontaine	Annette G. LaFontaine
Christopher T. Novotny	Christopher T. Novotny
Francesca R. Valdez	Francesca R. Valdez

Sales	Sales
95,517,833	95,517,833
1,039,875,742	1,039,875,742
874,320,199	874,320,199
779,239,821	779,239,821
590,465,342	590,465,342
658,241,378	658,241,378

- d. When a very wide column head falls above a very narrow column of text, you may produce some very odd-looking tables. To avoid this problem, move the indent markers to visually center the column text and heading as a block.

Applications Received	Applications Received
98	98
182	182
243	243
139	139
87	87
202	202

- e. All column heads should be either blocked or centered. Do not mix styles within a table.

1623 Braced Column Heads

- a. Some complex tables contain *braced* column heads (heads that “embrace” two or more columns). They are also called *straddle* heads because they straddle two or more columns. (See the illustration on page 523.)
- b. There are two ways to create a table with braced headings. You can create the table body—5 columns in the illustration on page 523—and merge the cells that will be used for the braced headings. Or you can create a 3-column table, type the braced headings in the appropriate cells, and then split the cells below the braced headings to complete the table.
- c. To achieve the best appearance, center each braced column head over the appropriate columns; center the other column heads and the related column text between the vertical rules in each case.

Table 12				
CABLE DIVISION SALES AND NET OPERATING INCOME				
From 1995 to 2005				
Year	Sales		Net Operating Income	
	Thousands of Dollars	Percent of Increase	Thousands of Dollars	Percent of Increase
1995A	1429	---	252	---
2005E	3000	130.8	480	122.2

Note: A = actual; E = estimated; F = forecast.

1624 Crossheads

- Crossheads are used to separate the data in the body of a table into different categories. (See the illustration on page 524.)
- The first crosshead falls immediately below the column heads across the top of the table; the other crossheads occur within the body of the table at appropriate intervals.
- Type each crosshead in caps and lowercase, centered on the full width of the table. Using the table feature of a word processing program, you can automatically center each crosshead after you merge the cells in that row.
- Each crosshead should be preceded and followed by a horizontal rule running the full width of the table. Leave 1 blank line between the rule and the crosshead.

Table Text

1625 Spacing

- The table text may be typed with single or double spacing. However, you may find it simplest to accept the default spacing provided by your word processing program. (Microsoft Word uses single spacing.)

NOTE: Within the same document try to treat all tables alike.

- Double-spaced tables are more readable. However, choose single spacing if the overall length of a document is a concern or you want to maximize your chances of locating each table on the page where it is first mentioned.

NOTE: You can make single-spaced tables more readable by retaining the horizontal rules between rows and by the use of shading. (See ¶1608 for illustrations of single-spaced tables that have been enhanced for better readability.) And even a slight increase in space between rows can make single-spaced tables more readable. (See the illustration in ¶1607a.)

Continued on page 524

Table 8-4

SOCIAL SECURITY TAX RATE SCHEDULE

(Percent of Covered Earnings)

Year	Total	OASDI*	HI†
Employees and Employers Each			
1985	7.05	5.70	1.35
1986–1987	7.15	5.70	1.45
1988–1989	7.51	6.06	1.45
1990 and after	7.65	6.20	1.45
Self-Employed			
1985	14.10	11.40	2.70
1986–1987	14.30	11.40	2.90
1988–1989	15.02	12.12	2.90
1990 and after	15.30	12.40	2.90

Source: *The World Almanac and Book of Facts*, 2003, p. 739.

*Old-age, survivors, and disability insurance.

†Hospital insurance.

- c. As a rule, type the table with the same spacing (or less) used for the regular text. Thus when the regular text is *single-spaced*, all the tables should also be single-spaced. When the regular text is *double-spaced*, then all the tables may be typed with double or single spacing.

1626 Items Consisting of Words

If the table text consists of items expressed entirely in words:

- a. Capitalize only the first word of each item in the table text plus any proper nouns and proper adjectives.

NOTE: In special cases, where it may be important to show whether terms are capitalized or lowercased, the first word in each item need not be consistently capitalized. (See, for example, the second and third columns of the table on page 516.)

¶ 1626

- b. Use abbreviations and symbols as necessary to hold down the length of individual items. (See ¶1621c for examples.)
- c. Align each item at the left margin of the column. If any item requires more than one line, set a tab to indent the turnover line 0.25 inch. However, if a column contains both main entries and subentries, begin the main entry at the left margin of the column text, set tabs to indent the first line of subentries 0.25 inch, and indent all turnover lines 0.5 inch.

Photographs, prints, and illustrations
Scientific or technical drawings
Commercial prints
Reproductions of works of art

Total weekly broadcast hours
General programs
Instructional programs

NOTE: You can avoid the need to indent turnovers (but not subentries) if you use horizontal rules or extra space to separate the entries. The table feature will automatically align turnovers at the left, and the horizontal rules or extra space will help to make each entry visually distinct.

Photographs, prints, and illustrations
Scientific or technical drawings
Commercial prints
Reproductions of works of art

Total weekly broadcast hours
General programs
Instructional programs

- d. If an item in the first column requires more than one line and all the other items in the same row require only one line, align all the items in that row at the bottom.

Chemical and allied products	151	201	
Petroleum refining and related products	69	73	← Aligned at the bottom
Paper and allied products	391	364	

¶1627

- e. If two or more items in a row each require more than one line, align all entries in that row at the top.

Employee Benefit Report	Prepared quarterly	Data based on administra- tive records
-------------------------	-----------------------	--

Aligned at the top

- f. Do not use a period as terminal punctuation at the end of any item except in a column where all entries are in sentence form.

1627 Items Consisting of Figures

- a. If a column of table text consists of items expressed entirely in figures:

- (1) Align columns of whole numbers at the right.
- (2) Align columns of decimal amounts on the decimal point.
- (3) In a column that contains both whole numbers and decimals, add a decimal point and zeros to the whole numbers to maintain a consistent appearance.
- (4) Omit commas in four-digit whole numbers unless they appear in the same column with larger numbers containing commas. (Some writers prefer to retain the comma in four-digit numbers under all circumstances.) In any case, never insert commas in the decimal part of a number. (See also ¶461.)

325	465.2137
1	1250.0004
152,657	1.0000
1,489	37.9898

- (5) Align the figures in a column by using right alignment or a decimal tab.

NOTE: If you want your software program to perform some calculations in the process of executing a table, you will need to select and follow one of the number formats offered by the software.

➤ *For the way to handle a total line in a column of figures, see ¶1629d.*

- b. If a column of table text consists entirely of “clock” times (as in a program or schedule):

- (1) Align the figures in “on the hour” expressions at the right.

11 a.m.
12 noon
1 p.m.
8 p.m.
12 midnight

- (2) Align the figures in “hour and minute” expressions on the colon. (Add two zeros to exact times to maintain a uniform appearance.)

8:15 a.m.
10:30 a.m.
12:00 noon
1:45 p.m.
12:00 midnight

¶1629

- (3) When the items in a column each consist of a starting and an ending time, either align all the items at the left or align them on the en dash within the items. (See also the example in *c* below and the illustration on page 545.)

8:30-9:30	OR:	8:30-9:30
10:30-11:30		10:30-11:30
12:30-1:30		12:30-1:30
2:30-3:30		2:30-3:30
4:45-6:00		4:45-6:00

NOTE: When you use the table feature and you want to align clock times at the right or on the colon or the en dash, the hours 1 to 9 must be made equal in width with the hours 10 to 12. Since each figure occupies 2 spaces, type 2 spaces before the single-digit hours to make them the same width as the double-digit hours.

- c. In the "24-hour" system of expressing clock time (in which midnight is 0000 and 11:59 p.m. is 2359), the alignment of clock times poses no problem since all times are expressed in four digits (with no colons and no need to refer to *a.m.* or *p.m.*).

0830-0930
1030-1130
1230-1330
1430-1530
1645-1800

1628 Items Consisting of Figures and Words

If a column consists of both figures and words (as in the second column below), align the items at the left. Note, however, that a column consisting only of words aligns at the left (as in the first column below) and a column consisting only of whole numbers aligns at the right (as in the third column below).

Type of Food	Average Serving	Calorie Count
Bacon	2 strips	97
Beef, roast	4 oz	300
Broccoli	1 cup	44
Tomato, raw	Medium size	30

1629 Amounts of Money

- a. In a column containing dollar amounts, insert a dollar sign only before the first amount at the head of the column and before the total amount.

\$ 45.50	\$ 165	\$ 423.75
2406.05	3,450	584.45
783.25	98,932	1228.00
<u>\$3234.80</u>	<u>\$102,547</u>	<u>\$2236.20</u>

¶ 1629

- b. The dollar signs at the head and foot of the column should align in the first space to the left of the longest amount in the column. If the item at the head of the column is shorter than the one at the foot, aligning the dollar signs can be troublesome. Choose one of the following approaches to deal with the problem:
- (1) Avoid the problem altogether by incorporating the dollar sign in the column head—for example (*\$000,000 Omitted*). Then there is no need for dollar signs alongside the figures below.
 - (2) Insert the first dollar sign by hand. (This approach is not acceptable in documents that have to meet professional standards.)
 - (3) Type the dollar sign in the space before the first number. After the column is finished, insert spaces between the first dollar sign and the first digit to align the dollar signs (2 spaces for each digit, 1 space for each comma).
- c. Do not insert commas to set off thousands in four-digit numbers unless they appear in the same column with larger numbers. (See the examples in ¶1627a and ¶1629a.) Moreover, if all the amounts in a column are whole dollar amounts, omit the decimal point and zeros (as in the second example in ¶1629a). However, if any amount in a column includes cents, use a decimal point and zeros with all whole dollar amounts in the same column (as in the third example in ¶1629a).
- NOTE:** If you want your software program to perform some calculations in the process of executing a table, you will need to select and follow one of the number formats presented by the software.
- d. If the table text ends with a *total* line, a horizontal rule should separate the body of the table from the total line.
- (1) If the table displays the full default grid or only horizontal rules that set off key sections of the table, the necessary separation will be automatically provided. To give the total amount greater emphasis in a single-spaced table (as in the illustration below), adjust the spacing so that there is 1 blank line above and below the total line.

2006 SALES REVENUES			
Region	2006B	2006A	Percent of Difference
Eastern	\$ 300,000	\$ 345,108	15.0
Midwestern	450,000	467,380	3.9
Southern	260,000	291,849	12.2
Western	240,000	241,005	0.4
Totals	\$1,250,000	\$1,345,342	7.6

¶ 1630

- (2) If the table has been executed in an *open* style (without horizontal and vertical rules), you must insert a horizontal rule that is as wide as the longest entry in the column (including the dollar sign at the left). Before typing the last amount before the total, choose the *underline appearance* option. You may have to insert spaces before the last amount above the total so that the horizontal line will be as wide as the longest entry (2 spaces for the dollar sign and each digit, 1 space for each comma).

\$1115.59	\$ 529,310	\$21,348.75
803.61 ↓ 1x	1,114,310 ↓ 1x	↓ 2x
1027.64	<u>1,227,620</u> ↓ 2x	2,294.35
<u>528.66</u>	↓ 2x	↓ 2x
\$3475.50 ↓ 1x	\$2,871,240	<u>688.50</u> ↓ 2x
		\$24,331.60 ↓ 2x

NOTE: In a single-spaced table, type the total amount on the line directly below the underline (as in the first example above). To give the total amount greater emphasis, type it on the second line below the underline (as in the second example above). In a double-spaced table, type the amount on the second line below the underline (as in the third example above).

- e. If a total line is needed, type the word *Total* or *Totals* in the first column, depending on the number of totals to be shown in this row. Use an initial cap only or (for emphasis) all-caps. Start the word at the left margin of the column or indent it 0.5 inch.

1630 Percentages

- a. If all the figures in a column represent percentages, type a percent sign (%) directly after each figure unless the column heading clearly indicates that these are percentages.
- b. Percentages involving decimals should align on the decimal point. If necessary, add zeros after the decimal part of the number so that each figure will align at the right. If any percentage is less than 1 percent, add one zero to the left of the decimal point.

Increase	Percent of Increase	Increase (%)
55.48%	11.63	24
0.80%	4.00	37
2.09%	24.60	120
13.00%	0.40	8
24.35%	71.08	55
66.67%	9.25	69
81.90%	0.08	103
0.25%	12.50	41

¶ 1631

1631 Special Treatment of Figures in Tables

- a. Columns of long figures can be reduced in width by omitting the digits representing thousands, millions, or billions and indicating this omission in parentheses. For example:

(In Thousands) **OR:** (000 Omitted)
 (In Millions) (000,000 Omitted)
 (In Billions) (000,000,000 Omitted)

NOTE: The word forms on the left are easier to grasp.

- b. If the parenthetical comment applies to all columns of figures in the table, insert it as a subtitle to the table. However, if the comment applies only to one column of figures, insert the parenthetical comment in the column head.

NOTE: Sometimes because of space limitations a comment such as *(000 Omitted)* is reduced to *(000)*. The latter form is permissible if you are sure your reader will understand it.

- c. If the parenthetical comment applies to columns of dollar amounts, this fact can also be noted within parentheses, and the dollar sign can then be omitted from the columns of figures.

(\$000 Omitted) **OR:** (In Thousands of Dollars) **OR:** (\$000)

- d. When omitting thousands, millions, or billions from a wide column of figures, you may use rounding or a shortened decimal (or both) to reflect the portion of the number that is being omitted.

Complete Version	Shortened Versions		
Sales Revenues	Sales Revenues (\$000 Omitted)	Sales Revenues (In Millions)	Revenues (\$000,000)
\$ 5,878,044	5,878	\$ 5.9	6
29,023,994	29,024	29.0	29
<u>14,229,683</u>	<u>14,230</u>	<u>14.2</u>	<u>14</u>
\$49,131,721	49,132	\$49.1	49

- e. A negative figure in a column may be designated by enclosing the figure in parentheses or by inserting a minus sign (represented by a hyphen or preferably by an en dash) directly to the left of the negative figure.

\$1642.38	28.2%	Sales in 2006	\$264,238
<u>-82.41</u>	-14.5%	Sales in 2005	<u>262,305</u>
\$1559.97	6.1%	Gain/(loss)	\$ (1,933)

NOTE: When you use the table feature, you may not be able to easily achieve the alignment shown above for a negative figure in parentheses.

1632 Leaders

- a. If the items in the first column vary greatly in length, you can use leaders (rows of periods) to lead the eye across to the adjacent item in the next column. Every line of leaders should have at least three periods.

Table 3. NATIONAL INCOME BY SELECTED INDUSTRIES**(In Billions of Dollars)**

	1980	1990	2001
Agriculture, forestry, and fisheries	61.4	89.0	111.1
Construction	126.6	230.5	438.9
Finance, insurance, and real estate	279.5	738.5	1571.1
Government enterprises	321.8	682.6	1062.1
Manufacturing	532.1	879.0	1132.2
Services	341.0	969.5	1972.0

- b. To insert a row of leaders within a column, set a right leader tab as close to the right edge of the column as possible. After typing the text, use a hard tab to insert the leaders; then tab to the next column.

NOTE: In view of the extra steps involved in inserting leaders, you may find it more practical to retain the grid provided by the table feature. The horizontal rules that separate rows in the body of the table are sufficient to lead the eye across each row from one column to the next.

- c. The *leader* feature in Microsoft Word offers the choice of solid periods, solid hyphens, or solid underscores. Other programs may allow you to specify the character to be used and the space to be left between characters.

1633 Accounting for Omitted Items

When there is no entry to be typed in a given row, you can simply leave a blank at that point. However, if doing so may raise a question in the mind of your reader, consider these alternatives:

- a. Type the abbreviation *NA* (meaning "not available" or "not applicable") centered on the column width. (See the third example at the top of page 532.)
- b. Type a row of periods or hyphens. Use as few as three (centered on the column width), or type the row to the full width of the column. (See the first two examples at the top of page 532.)

Continued on page 532

25,804	25,804	25,804
16,345	16,345	16,345
.....	----	NA
38,442	38,442	38,442

➤ See page 523 for another illustration.

NOTE: If any one of the columns in a table contains omitted items, you will not be able to use a formula to perform calculations.

Table Notes

- 1634 a.** If a table requires any explanatory notes or an identification of the source from which the table text was derived, place such material at the foot of the table. (Do not treat it as part of a sequence of notes related to the main text.)
- b.** A horizontal rule should separate the body of the table from the table notes.
- (1)** If the table displays the full default grid or only the horizontal rules that set off key sections of the table, the separation will be automatically provided.

BusinessWeek 50*	563.1	3.8%
BW Info Tech 100†	289.9	1.5%
<p>Source: <i>BusinessWeek</i>, May 19, 2003, p. 137.</p> <p>*March 19, 1999 = 1000.</p> <p>†February 7, 2000 = 1000.</p>		

- (2)** If the table has been executed in an *open* style (without horizontal and vertical rules), leave 1 blank line below the last line of the table text and type a 1-inch line of underscores.

BusinessWeek 50*	563.1	3.8%
BW Info Tech 100†	289.9	1.5%

Source: *BusinessWeek*, May 19, 2003,
p. 137.

*March 19, 1999 = 1000.

†February 7, 2000 = 1000.

- c.** To give the table notes greater emphasis in a single-spaced table, insert 1 blank line above and below each note (as in the illustrations above)

¶1637

Ordinarily, use the standard indentation of 0.5 inch, but reduce the indentation to 0.25 inch for a more attractive look (as in the second illustration in ¶1634b). Also adjust the length of the notes so that the turnovers align with the left edge of the first column and do not extend beyond the right edge of the last column.

- 1635** If the table has been derived from another source, indicate this fact as follows:
- Type the word *Source* with an initial cap or in all-caps, followed by a colon, 1 or 2 spaces, and the identifying data. (See ¶¶1508–1544 for models to follow in presenting the identifying data.)
 - A source note should precede any other table note. (See the illustrations in ¶1634b.)
- 1636**
- If you use abbreviations or symbols that the reader may not understand, explain them in a note at the bottom of the table. This explanation should follow the source note (if any) and precede any other table note. If more than one abbreviation or symbol needs decoding, the explanation can be handled as a series of separate notes (each preceded by a superscript symbol or letter), or it may be done all in one note. (For an illustration, see page 524.)
 - Except for source notes (like the one illustrated in ¶1634b) and a single note explaining symbols and abbreviations, every table note should begin with a superscript symbol or letter that keys the note to the appropriate word or figure in the table text (or title or subtitle) above. Type the corresponding symbol or letter immediately after the appropriate word or figure above, without any intervening space. (See *d*, note, below.)
 - Use the following sequence of symbols: * † ‡ § ¶ (See also ¶1502f.)
 - Use superscript lowercase letters (a, b, c, etc.) in place of symbols when there are more than five footnotes for a given table.
- NOTE:** Avoid the use of superscript *figures* to identify table notes. They could be confusing if used in conjunction with figures in the table text. Moreover, if superscript figures are already used for notes pertaining to the main text, it is wise to use symbols or letters so as to distinguish notes that pertain to a specific table.
- In assigning symbols or letters in sequence, go in order by row (horizontally), not by column (vertically).

Dealing With Long Tables

- 1637** To keep a table from extending beyond the page on which it starts, consider these techniques:
- Put the table number (if any) on the same line as the table title rather than on the second line above. (See also ¶1620b.)
 - Use single spacing for the table text. (See also ¶1625.)
 - Shorten the wording of the table title, subtitle, column heads, and items in the table text to reduce turnover lines. Use abbreviations and symbols toward this end. (See also ¶1621c.) If necessary, provide a brief explanation in the table notes of any abbreviations and symbols that your reader may not immediately understand. (See also ¶1636.)

¶1638

- d. When the table text entails a long item that is out of proportion to all other items (or is to be entered in several places in the table text), try to convert the item into a table note, keyed by a symbol or letter appropriately placed in the table above.
- e. If a table is narrow and long, you can save space by reformatting the table as shown below. Note that the table text is divided into two parts placed side by side and divided by a double vertical rule. The column heads are repeated over each part.

Table A-20					
DOW JONES INDUSTRIAL AVERAGE: 1992-2001					
Year	High	Low	Year	High	Low
1992	3413.21	3136.58	1997	8259.31	6391.69
1993	3794.33	3241.95	1998	9374.27	7539.07
1994	3978.36	3593.35	1999	11497.12	9120.67
1995	5216.47	3832.08	2000	11722.98	9796.03
1996	6560.91	5032.94	2001	11337.92	8235.84

- f. Select a smaller size of the font you are using for the other tables.

1638 If a table requires more than one page, follow this procedure:

- a. At the bottom of the page where the table breaks, type a continuation line in parentheses—for example, *(Continued on page 14)*—unless it is quite obvious that the table continues on the next page. Merge the cells in the last row at the bottom of the page; then, using right alignment, type the continuation line.

Table 14		
TWENTIETH-CENTURY INVENTIONS		
Invention	Date	Nation
Airship, rigid dirigible	1900	Germany
Washer, electric	1901	United States
Pen, ballpoint	1938	Hungary
Teflon	1938	United States
Airplane jet engine	1939	Germany
(Continued on page 14)		

- b. At the top of the next page, before continuing with the table text, insert the table number, title, and column heads by marking those rows as header rows. If your software will permit it, insert *Continued* in parentheses after the table number (if one is provided) or after the table title.

Table 14 (Continued)		
TWENTIETH-CENTURY INVENTIONS		
Invention	Date	Nation
CAT scan	1973	England
Microcomputer	1973	France
Disc player, compact	1979	Japan, Netherlands
Heart, artificial	1982	United States

If your software will not permit you to make insertions in the header rows, merge the cells in the first row beneath the column heads; then insert a continuation line in parentheses—for example, *(Continued from page 14)*—and align it at the left margin of the table text.

Table 14		
TWENTIETH-CENTURY INVENTIONS		
Invention	Date	Nation
<i>(Continued from page 14)</i>		
CAT scan	1973	England
Microcomputer	1973	France
Disc player, compact	1979	Japan, Netherlands
Heart, artificial	1982	United States

- c. Ordinarily, all table notes should appear only on the page on which the table ends. However, if certain notes will help the reader interpret the data in the table (for example, notes explaining certain abbreviations or symbols), repeat these notes on each page on which the table appears. (A source note would appear only on the page where the table ends.)

1639 a. Do not start a table at the bottom of one page and continue it on the top of the next page if the entire table will fit on one page (either by itself or with regular text). In such a case start the table at the top of the next page and insert a cross-reference in the text. (See ¶1615.)

- b. Many word processing programs have a feature called *keep lines together*, which prevents a page break from occurring within a block of text. If you use this feature to keep a table from breaking at the bottom of a page, the table as a whole

¶1640

will appear at the top of the next page. However, the space previously occupied by the first part of the table will remain empty; the text that follows the table will not come forward to fill up this vacant space. If you want to avoid this result, do not use *keep lines together*. Use the following approach instead:

- (1) Let the table break naturally and continue typing the rest of the document.
- (2) When the document is completed in all other respects, select and cut the table; the text following the table will flow forward. Insert a hard page break at the bottom of the page from which the table was removed, and paste the whole table at the top of the following page.

Dealing With Wide Tables

1640 To keep a wide table from extending beyond the margins established for the page, consider the following techniques:

- a. Reduce the width of the columns by using the autofit feature.
- b. Use abbreviations and symbols to hold down the length of lines in the column heads and the column text.
- c. If only a few entries are disproportionately wide or are repeated in the table and make it difficult to fit the table in the space available, consider converting these items to table footnotes. (See also ¶1637d.)
- d. Select a smaller font size in order to make the table fit within the space available.

1641 Turning the Table Sideways

- a. Whenever possible, the page orientation of a table should be the same as that of the regular text. However, when other alternatives do not work or cannot be used, turn the table so that it prints in *landscape* (across the 11-inch dimension) on a page by itself. In such a case, the left margin of the table will fall toward the bottom of the page and the right margin toward the top.

NOTE: *Landscape printing* refers to printing the text on the 11-inch dimension of a standard page. *Portrait printing* refers to the customary practice of printing the text on the 8½-inch dimension of a standard page.

- b. In planning the layout of a turned table, be sure that the overall dimensions of the table will fit within the established margins for the regular pages in the given document. If no margins have been established, leave a minimum of 1 inch on all sides of the turned table.

NOTE: If a turned table is to be part of a *bound* report, leave a minimum top margin of 1.5 inches. This top margin will represent the left margin when the turned table is bound into the report. (See also ¶1404b.)

Converting Tables Into Charts and Graphs

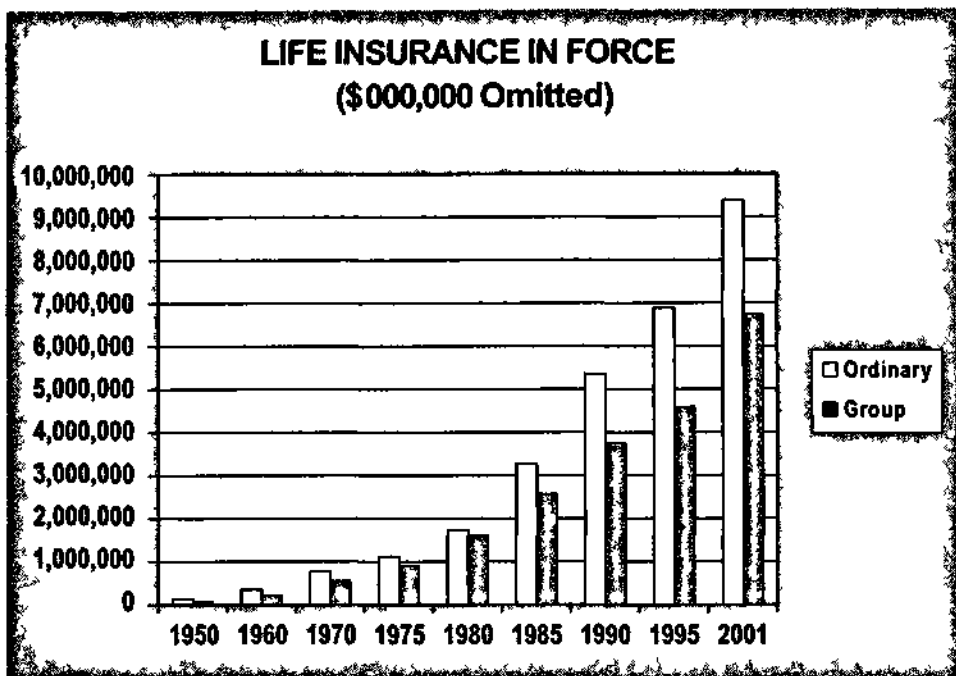
1642 Data presented in a table is easier to grasp and work with than data presented in running text. By the same token, a chart or a graph can often present data more effectively than a table, especially when you are trying to emphasize patterns of growth or want to contrast different levels of performance or achievement.

Most word processing programs provide a *chart* or *graph* feature that offers you a variety of formats to choose from. To create a chart or graph, first select the format

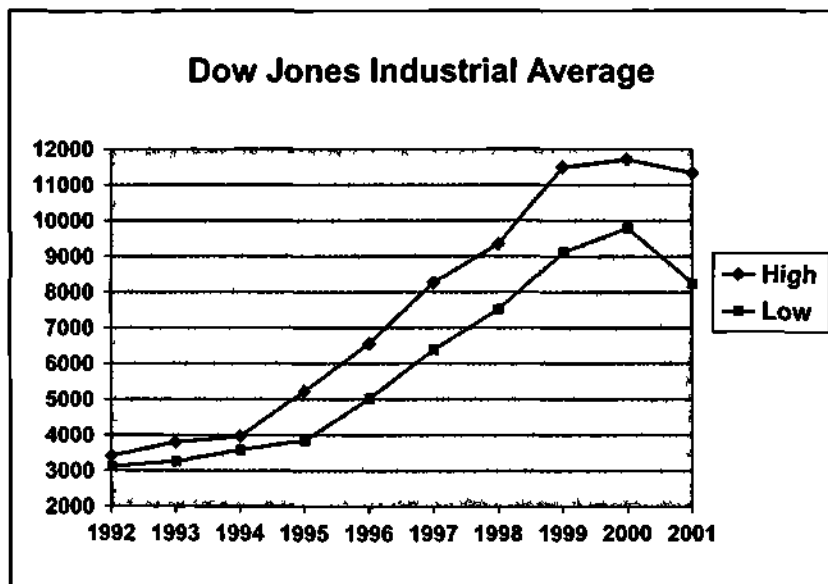
¶1642

you want; then insert the appropriate data in a *datasheet* (which looks like a spreadsheet). With some programs you can simply import the data from an existing table or some other source without having to reenter it in the datasheet. The following illustrations will show you some of the results you can achieve.

a. The following bar chart reflects the data presented in the table on page 509.



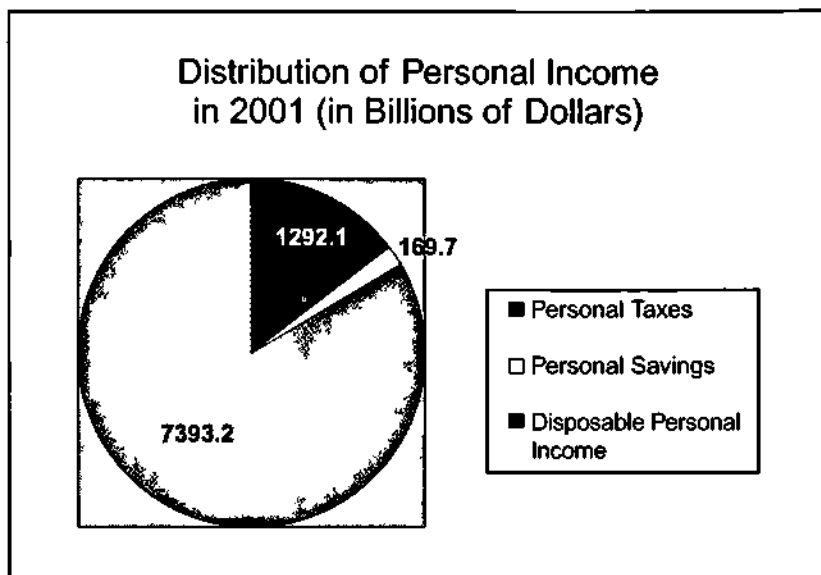
b. The following graph reflects the data presented in the first table on page 534.



Continued on page 538

¶1642

c. The following pie chart reflects the data presented in the table on page 521.



Section 17

Other Business Documents

General Format Considerations (¶¶1701-1702)

Margins (¶1701)

Headings (¶1702)

Executive Documents (¶¶1703-1707)

Agendas (¶1703)

Minutes (¶1704)

Itineraries (¶1705)

Fax Cover Sheets (¶1706)

News Releases (¶1707)

Résumés (¶¶1708-1713)

Preparing a Résumé (¶1708)

Choosing a Standard Format (¶1709)

Formatting a Scannable Résumé (¶¶1710-1713)

Other Employment Documents (¶¶1714-1717)

General Guidelines (¶1714)

Application Letters (¶1715)

Follow-Up Letters (¶1716)

Acceptance Letters (¶1717)

Outlines (¶¶1718-1723)

Guidelines for Designing Forms (¶¶1724-1725)

¶ 1701

Section 17 provides models for a number of common business documents. The models reflect formats widely used, but they are not to be regarded as rigid patterns that must be followed without deviation. Feel free to modify these formats to fit the needs of the situation at hand. As always, good sense and good taste (rather than an artificial notion of “absolute correctness”) should prevail.

IMPORTANT NOTE: Your word processing software may provide templates for many of the documents discussed in Section 17. If you decide to use a template provided by your software, you may find it helpful to examine the corresponding model in this section to see whether there are certain features or details that are worth adding to the basic template.

General Format Considerations

Paragraphs 1701–1702 provide guidelines for establishing margins and the treatment of headings. These format considerations apply to all the specific types of documents discussed later in Section 17.

Margins

1701 a. Top Margin. If you are using plain 8½" x 11" stationery for the first page of a business document, use a top margin of about 2 inches. However, accept the default top margin of 1 inch in order to fit more copy on the page and avoid the need for a second page. If you are using letterhead stationery for the first page, leave at least 0.5 inch between the letterhead and the first element to be typed. If the document requires more than one page, use plain paper for the continuation pages and leave a top margin of 1 inch.

b. Side Margins. If you are using 8½" x 11" stationery, the default side margins (1.25 inches for Microsoft Word, 1 inch for WordPerfect) should be adequate in most cases. However, you may increase the side margins if you want to achieve a more open look or a more balanced arrangement of copy on the page. (See, for example, the illustration on page 544.)

NOTE: The table in ¶1305b offers guidelines on adjusting side margins.

c. Bottom Margin. Leave a bottom margin of at least 1 inch.

Headings

1702 a. The main heading typically consists of the title of the document or the name of the organization. It ordinarily appears centered on the first line in all-caps. Additional details (such as a date or a location) appear in caps and lowercase on separate lines, with 1 blank line between them.

NOTE: If any item in the heading requires more than one line, type the turnover line single-spaced, centered on the line above.

b. Use boldface for at least the first item in the heading. The remaining items in the heading may also be done in boldface (see the illustration on page 545) or in regular type (see the illustration on page 544).

c. Leave 1 blank line—or, for a more open look, 2 blank lines—between the last line of the heading and the body of the document. (The illustration on page 543 shows

¶1704

the use of 1 blank line; the illustrations on pages 544–546, 548, and 550 show the use of 2 blank lines.)

- d. If a document requires more than one page, insert a continuation heading like the one used on the second page of a letter. Use the *header* feature to create and automatically position the continuation heading. (See ¶1366 for further details.)

NOTE: The second page of a résumé typically uses a slightly different continuation heading. (See pages 557, 559, and 561 for examples.)

Executive Documents

The following paragraphs (¶¶1703–1707) present commonly used formats for agendas, minutes, itineraries, fax cover sheets, and news releases.

Agendas

- 1703** An *agenda* is a list of items to be considered or acted upon. The format of an agenda varies with the circumstances. The agenda for an informal staff meeting may be done as a simple numbered list of topics in a memo addressed to the attendees. (See the illustration on page 543.) The agenda for a formal meeting (for example, of a corporate board of directors) will typically call for a more structured list of topics. (See the illustration on page 544.) The agenda for a formal program (for example, for a conference or a seminar) will be structured around a timetable, with specific time slots allotted to formal presentations by speakers and topical discussions in small groups. (See the illustration on page 545.)

There is no “correct” way to set up an agenda. The illustrations on pages 543–545 are intended only to suggest various ways in which an agenda can be formatted. The format you decide to use should be tailored to fit the needs of the meeting or program being planned.

Minutes

- 1704** *Minutes* provide a record of what was discussed and decided upon at a meeting. The minutes of small committee meetings within an organization are usually done in an informal style, in much the same way that the agendas for such meetings are prepared. (Compare the informal agenda on page 543 with the informal minutes on page 546.) When the participants at a meeting come from a number of different organizations (as they would, for example, at meetings of professional associations and societies), the minutes tend to be somewhat more formal. And when the minutes may have to serve some legal use, they are typically done in a highly formal style. According to the American Society of Corporate Secretaries, increasing government regulation and stockholder lawsuits make it critically important that the minutes of a meeting of a corporation’s board of directors be complete and accurate, since they may have to serve as legal evidence of what the corporation’s directors did or intended to do. The *short form* of corporate minutes (illustrated on page 548) simply describes the decisions that were made, along with some brief indication of the key facts on which those decisions were based. By contrast, the *long form* describes in some detail the arguments for and against the decisions finally arrived at.

¶ 1705

Itineraries

1705 An *itinerary* should clearly set forth the travel arrangements and the appointment schedule of the person making the trip. If the itinerary is intended only for the use of the person traveling, it should be possible to eliminate certain items and abbreviate details that the person is quite familiar with. However, if the itinerary will be distributed to others (who may need to contact the person who is traveling), present the information as fully and as clearly as possible. (For example, see the illustration on page 550.)

Fax Cover Sheets

1706 Most messages sent by fax (facsimile) equipment are accompanied by a *fax cover sheet* that indicates (1) the name and the fax number of the person receiving the fax, (2) the name and fax number of the person sending the fax, (3) the number of pages being sent, and (4) the name and the telephone number of the person to be called in case the transmission is not satisfactorily completed. There are different ways to prepare a fax cover sheet. Your word processing software may provide a fax template that you can use as is or modify to suit your preferences. If you are designing a fax cover sheet as a form to be filled in by hand, you will need to add fill-in lines. (See the illustration on page 551.)

NOTE: The ready availability of small stick-on labels that accommodate all the essential information in a compact form is appealing to many people, who are pleased to save time and money as a result of not having to create or transmit a separate fax cover sheet. Therefore, do not feel compelled to use a fax cover sheet if a commercially prepared stick-on label will serve your purpose.

News Releases

1707 A *news release* (also referred to as a *press release*) is an announcement made by an organization about news that it considers important—for example, the acquisition of (or the merger with) another organization, the hiring or the promotion of key executives, the physical expansion or relocation of the organization, the achievement of better-than-expected financial goals, and the celebration of organizational anniversaries and other key events.

A news release is distributed to members of the media (representing newspapers, magazines, TV and radio stations, and Web sites) and to others who help shape public opinion (such as financial analysts and advertising agencies). This distribution is undertaken with the hope that these various people will bring this news to the attention of the audiences they serve. Because the recipients of news releases are typically inundated with these documents on a daily basis, it is important that your news release present its message in a manner that will make it seem truly newsworthy.

Your word processing software may provide one or more templates that you can use as is, or you may prefer to create your own template along the lines of the model illustrated on page 552.

Text continues on page 554

Agenda—Informal (Memo) Style

- A** MEMO TO: Marketing Managers Committee ↓ 2x
 FROM: Dorothy Innle ↓ 2x *DI*
 DATE: July 13, 2005 ↓ 2x
 SUBJECT: Agenda for July 20 Meeting ↓ 2 or 3x
- Our July 20 meeting will begin at 9:30 a.m. in the small conference room located on the second floor. (The large conference room, where we normally meet, has been reserved by Mrs. Harper for an all-day meeting.) ↓ 2x
- Please come prepared to discuss the following topics: ↓ 2x
- B**
1. Sales through June for each product line. ↓ 2x
 2. Year-end sales forecast vs. budget for each product line.
 3. Recommendations for changes in this year's marketing plans and requests for supplemental funding.
 4. Proposed changes in next year's marketing strategies.
- C**
5. Preliminary marketing budgets for next year. (Please put these in writing so that I can share them with Bill Carr, our friendly bean counter in the Finance Department.) ↓ 2x
- ma ↓ 2x
 Distribution: ↓ 2x
- G. Albers
 - R. Fagan
 - K. Garcia-Lorca
 - S. Koechlin
 - F. Li
 - C. Mandel
 - T. Pavick
 - P. Washington

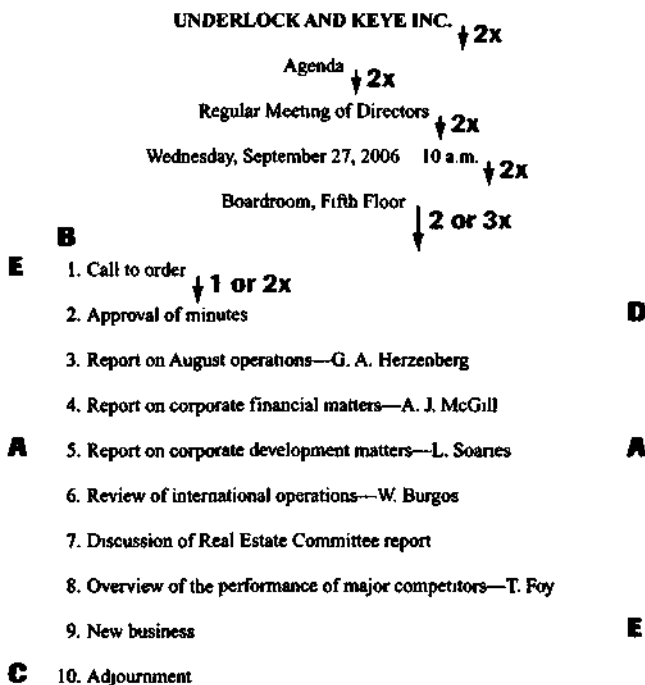
➤ For an explanation of the spacing notations used in the illustrations in Section 17 (for example, ↓ 2x), see ¶1302d.

A Memo Format. For the format of a memo done on plain paper (as shown here) or on letter-head stationery, see ¶1374. For the format of a continuation heading (when the memo requires more than one page), see ¶1410c.

B Numbered List. If you use the *numbered list* feature of your word processing program, each item will begin at the left margin, turnovers will be indented to align with the first word in the line above, and no space will be left between items. (See ¶1345d for an illustration of a single-spaced list created by the numbered list feature.) To make the list easier to read, insert 1 blank line after each item in the list, as in the illustration above. (For further details, see ¶1345d.)

C End Punctuation. The enumerated items in an agenda typically require no end punctuation. However, if any item involves the use of a complete sentence (as in the fifth item in this illustration), place a period at the end of every item. For details on the use or omission of periods with items in a list, see ¶107.

Agenda—Formal Style



A Margins. This agenda has a number of very short items. If it were done using default side margins, it would have an unbalanced look, with a relatively small left margin and a very large right margin. Therefore, this agenda has been centered horizontally to achieve a balanced appearance.

B Numbered List. If you use the numbered list feature of your word processing program, each item will begin at the left margin and no space will be left between items. Ordinarily, when the items in a list contain no turnovers, single spacing is quite acceptable. However, in a document like an agenda, where each item will be the subject of discussion, the use of 1 blank line between items makes the list easier to read and work with. (For an illustration of a single-spaced list created by the numbered list feature, see ¶1345d.)

C When a numbered list contains 10 or more items, the numbered list feature of your word processing program will align the numbers at the left. (See the illustration in ¶1345d, note.) However, you can choose to align the numbers at the right (as in the illustration above).

D End Punctuation. Note that no periods are needed at the end of the items in this illustration. (See also ¶107.)

E Formal Items. In a formal agenda it is customary to include such items as *Call to order*, *Approval of minutes*, *New business*, and *Adjournment* (or similar types of expressions).

Agenda—Program for a Conference or Seminar

A			SOFTWARE APPLICATIONS SEMINAR ↓ 2x		
			Saddle Brook Marriott ↓ 2x		
			July 18–19, 2007 ↓ 2 or 3x		
B	Wednesday, July 18				
	8:00–9:00	Registration and Continental Breakfast	↓ 2x	C	Lobby
	9:00–9:40	Software Applications: A State-of-the-Art Overview Speaker: Joyce Stocker-Olsen			Salons A and B
	9:50–10:30	Word Processing and Communications Applications Speakers: Louis Serrano and Roy Pfaltz		E	Salons A and B
	10:30–10:50	Coffee Break			Lobby
	10:50–11:30	Desktop Publishing and Graphics Applications Speakers: Sandra Scroggins and Ed Fox			Salons A and B
	11:40–12:20	Spreadsheet and Database Management Applications Speaker: Esther W. Benoit		E	Salons A and B
	12:30–1:45	Lunch			Ballroom
	1:45–3:15	<u>Concurrent Sessions</u>			
D		Session 1: Creating Web Pages Speaker: Irwin Manoogian			Red Oak Suite

A Headings. Include the location and date(s) of the conference or seminar in the main heading unless the program is part of a larger document that features this information prominently in some other way.

B If the program is scheduled to last more than one day, insert an appropriate side heading above each day's listing of events.

C Columnar Format. To create this three-column format, use the table feature.

D For the alignment of "clock" times in a column, see ¶1627b.

E Speaker Identification. The speakers listed on the program may be further identified by title, organization, and place of residence. Use commas to separate these elements of identification and, if you wish, use parentheses to enclose these elements as a whole. For example:

Roy Pfaltz, software consultant,
Newton, Massachusetts

Esther W. Benoit (vice president,
Programmatic Associates,
Los Altos, California)

Minutes—Informal (Memo) Style

- A MEMO TO:** Marketing Managers Committee ↓ 2x
- FROM:** Paula Washington ↓ 2x
- DATE:** July 21, 2005 ↓ 2x
- B SUBJECT:** Minutes of the Marketing Managers Committee Meeting of July 20, 2005 ↓ 2 or 3x
- C Present:** Dorothy Innle (presiding) Georgia Albers Ruth Fagan, Katherine Garcia-Lorca, Sid Koechlin, Charles Mandel, Tim Pavlick ↓ 2x
- Absent:** Fay Li ↓ 2x
- Guest:** Bill Carr ↓ 2 or 3x
- D** 1. Sales through June for each product line. Each product line is behind budget for the first six months of the year. Bill Carr of the Finance Department reported that the company as a whole is running 11.2 percent behind budget and 6.3 percent behind last year's sales for the first six months. **E**
- F** 2. Year-end sales forecast vs. budget for each product line. Ruth Fagan and Sid Koechlin as reported that on the basis of recent reports from the field, sales will
- G** The next meeting of the Marketing Managers Committee will be held on August 24 in the large conference room (as usual). ↓ 2x
- Paula Washington ↓ 2x
- nb ↓ 2x
- Distribution ↓ 2x
- D Innle
G Albers
R Fagan
K Garcia-Lorca
S Koechlin
F Li
C Mandel
T Pavlick

- A Memo Format.** For the format of a memo on plain paper (as shown on page 546) or on letterhead stationery, see ¶1374. For the format of a continuation heading (when the memo requires more than one page), see ¶1410c.
- B Subject Line.** For better appearance, the entry following *Subject* has been broken into two lines of roughly equal length. (See ¶1343e.)
- C Attendance Data.** This block of copy indicates who was present at the meeting (the person who presided is listed first), who was absent, and who attended as a guest.
- D Content Considerations.** List each topic in the order in which it was discussed at the meeting. (Compare these minutes with the agenda shown on page 543.)
- E** Treat each topic as a boldface run-in head, followed by a period and the comments that relate to that topic (as illustrated on page 546). As an alternative, treat each topic as a boldface side head, with no period following. The related comments will then appear as a separate paragraph starting on the second line below. For example:

1. Sales through June for each product line

Each product line is behind budget for the first six months of the year. Bill Carr of the Finance Department . . .

- F** When the items in a numbered list consist of paragraphs with two or more lines, leave a blank line between items for better readability and a more open look. (See ¶1345d.)
- G** Give the date and location of the next meeting in a concluding paragraph, starting at the left margin.

Minutes—Formal Style

A UNDERLOCK AND KEYE INC. ↓ 2x
 Minutes ↓ 2x
 Regular Meeting of Directors ↓ 2x
 September 27, 2006 ↓ 2 or 3x

B A regular meeting of the Board of Directors of Underlock and Keye Inc. was called to order at 4 Riverfront Plaza, Louisville, Kentucky, at 10 a.m. pursuant to the notice sent to all directors in accordance with the bylaws.

D ↓ 2x
E The following directors were present, constituting all the directors: Jared G. Allison II, Kenneth L. Calderone, Deborah Dean Daniels, Gary Guyot, Henry Koyama, Anton Mika, Helen Roberts, Walter F. Tarshis, Samuel A. Tuleja, and D. J. Wikowski.

E Also present by invitation were William Burgos, Thomas Foy, Gregory A. Herzenberg, Angela J. McGill, and Lester Soaries.

Jared G. Allison II, Chairman, presided and David K. Rust, Assistant Secretary, recorded the proceedings of the meeting. **J**

F The minutes of the last meeting were approved.

Mr. Allison introduced Gregory A. Herzenberg, Executive Vice President of Operations, who reported on August operations. **J**

F Henry Koyama reviewed the recommendations of the Real Estate Committee on the matter of building a new facility or renovating the existing facility to accommodate the Corporation's information processing needs over the next ten years. **I**

Minutes 2 September 27, 2006

B After further discussion, upon motion duly made and seconded, the following resolutions were unanimously adopted: ↓ 2x

C RESOLVED, that the Corporation is hereby authorized to undertake construction and rehabilitation activities with respect to renovating the

G The next meeting of the Board will be held on November 28 at 10 a.m. **I**

H There being no further business before the meeting, it was, on motion duly made and seconded, adjourned at 1:05 p.m. ↓ 4x

Assistant Secretary

- A Headings.** Use all-caps for the name of the company on the first line. Use caps and lowercase for the other lines. For the date line, use the date on which the meeting was held (not the date on which the minutes were prepared). Use boldface for the name of the company and, if desired, for all the elements in the heading.
- B Format Considerations.** Use default side margins. Indent the first line of each paragraph 0.5 inch.
- C Treat resolutions as extracts,** indented as a block 0.5 inch from each side margin. Type *RESOLVED* in all-caps, followed by a comma and *that* (as illustrated). As an alternative, type *RESOLVED* followed by a colon and *That*.
- D Content Considerations.** Use the opening paragraph to indicate the name of the company, the time and the place where the meeting was “called to order” (the first item on the agenda shown on page 544), and whether it was a regular or special meeting.
- E Use the next paragraphs to indicate which directors were present** (all were in this illustration), which were absent, which company officers and invited guests were present, who presided, and who recorded the proceedings and prepared the minutes.
- F The body of the minutes should note in each paragraph what business was transacted and what actions were taken.**
- G Use the next-to-last paragraph to indicate the date and time of the next meeting.**
- H Use the final paragraph to indicate the time of adjournment.**
- I Capitalization Style.** Minutes done in a formal style use a formal style of capitalization. Note that short forms such as *Corporation* and *Board* are capitalized.
- J Also note that in formal minutes such titles as *Chairman*, *Assistant Secretary*, and *Executive Vice President of Operations* are capitalized when used after a person’s name. (See ¶1313d.)**

Itinerary

ITINERARY	
↓ 2x	
For Wallace F. Galloway	
↓ 2x	
April 3–5, 2007	
↓ 2 or 3x	
A	Tuesday, April 3
6 00 a m	B Limo to airport Town Taxi (585-555-0140)
7 00 a m.	Depart Rochester, US Airways Flight 401
C	8 15 a m
	Arrive Westchester
	D Limo to meeting Arthur's Limo (203-555-5347)
	Driver will meet you at baggage carousel
	G
	Destination Burnham & Frye Inc 225 High Ridge Road Stamford, CT 203-555-1216
9 00 a.m. 2 30 p m	Meet with Ed Burnham and Norbert Pell They will make lunch arrangements
	F
2 30 p m	Limo to NYC Call Arthur's Limo (203-555-5347) if 2 30 pickup time has to be changed
	G
	D Hotel Marriott Marquis 1535 Broadway 212-398-1900 Conf No 8941HWXQ, late arrival guaranteed
6 30 p m	Dinner with Doris and Jack Cunneen meet at restaurant (Palio, 151 West 51st Street, 212-245-4850)
	G
	↓ 2 or 3x
A	Wednesday, April 4
9 00 a.m.–4 00 p m	Board meeting in headquarters building, 49th floor Sam Hurley will drive you to the airport.
5 25 p m.	Depart Newark, Continental Flight 1809
6 40 p m	Arrive Washington, Reagan Airport
	E

A Headings. If the itinerary is to cover more than one day, insert an appropriate side heading above each day's scheduled list of activities.

B Columnar Format. To create this two-column format, use the table feature.

C For the alignment of "clock" times in a column, see ¶1627b.

D Spacing. Leave 1 blank line between entries. Single-space any turnovers.

E Content Considerations. Provide the names of airports only when there is more than one airport serving the city (in this case, Washington, D.C.).

F Try to provide the first names (rather than simply titles or initials) for all the individuals whom the traveler is scheduled to meet.

G Provide phone numbers for all transportation services, hotels, and restaurants in case the plans have to be rescheduled or canceled.

Fax Cover Sheet

FAX.....

BURNHAM & FRYE INC

225 High Ridge Road
Stamford, CT 06905Date: **B** _____

To: _____

Fax number: _____

From: **A** _____Fax number: **A** _____

Number of pages (including this cover sheet): _____

Message: **B** _____

If any part of this fax transmission is missing or not clearly received, please call:

Name: **B** _____

Phone number: _____

- A Format Considerations.** If you are using software to create a template for a fax cover sheet that only you will use, insert any information that will not change (such as your name and fax number) as a part of the template. However, if you are creating a form to be used by a number of people, provide blank fill-in lines for this variable information.
- B Fill-In Lines.** If the entries on the fax cover sheet are likely to be typed in, use consistent spacing between fill-in lines and try to arrange the fill-in lines so that all entries can start at a common point.

Confidentiality Statement. If you are faxing something that is confidential (and this may often be an unwise thing to do), add an appropriate message to the cover sheet.

CONFIDENTIAL

The contents of this fax transmission are confidential. If this transmission has been directed to the wrong office, please destroy the contents of this fax immediately and notify [sender's name] at [phone number].

To further ensure the confidentiality of the transmission, call the appropriate person in the receiving office and (1) confirm the fax number to be used and (2) confirm that the person will be standing right by the receiving equipment while the fax is being transmitted.

News Release

News Release

BURNHAM & FRYE INC.

225 High Ridge Road
Stamford, CT 06906**B** Contact: Norbert Pell

Phone: 203.555.1294

Fax: 203 555.1298

E-mail: burnfry@hotmail.com

↓ 2 or 3x

FOR IMMEDIATE RELEASE

D BURNHAM & FRYE ACQUIRES BRITISH TECHNOLOGY COMPANY ↓ 2x

Purchase Strengthens Burnham & Frye's Lifetime Learning Initiatives

↓ 2 or 3x

E Stamford, Connecticut, May 29, 2006: Burnham & Frye today completed its acquisition of Halsted Multimedia Solutions Ltd. of Maidenhead, Berkshire, England.

Halsted's multimedia management and employee training courses and its state-of-the-art technology will expand Burnham & Frye's capabilities in delivering interactive training programs for professionals over the Internet, corporate intranets, and other multimedia platforms.

Halsted's product line includes 18 multimedia programs in CD-ROM format on topics ranging from customer service to teamwork and marketing. All offer a rich mix of video, audio, graphics, and text, and they also feature interactive exercises and easy navigation.

↓ 2x

F

###

- A Heading.** The heading should indicate the name and address of the organization sponsoring the news release.
- B** It should also show the name, phone numbers, and e-mail address of the person to contact in case more information is needed.
- C** The heading should also indicate when the information contained in the news release may be distributed to the public. In many cases the phrase *For immediate release* is sufficient. If the information is to be kept confidential until a specific time and date, the heading should carry a notation like this:

For release 9 a.m. EST, May 7, 2007

- D Headline.** The text of the news release should begin with a descriptive title and, if desired, a subtitle.
- E Content Considerations.** The first paragraph should begin with a bold run-in head that indicates the city and state of origin and the date on which this material is to be released. This run-in head is usually followed by a colon or a dash (typical newspaper practice) rather than a period.
- F** At the end of the text, leave 1 blank line and type one of the following notations, centered: three spaced pound signs (# # #) or the phrase -30-. These notations, derived from long-standing newspaper practice, signify "the end."

¶ 1708

Résumés

Preparing a Résumé

1708 When you prepare a résumé, keep the following things in mind:

- a. The purpose of a résumé is not to get you a job but to get you a *job interview*.
- b. The purpose of a résumé is not to tell a prospective employer about *your* long-term goals and aspirations but to indicate *what you can do for the employer* with the experience you have acquired and the skills you have developed.
- c. Do not describe your past jobs in terms of duties and responsibilities. Emphasize things you have achieved, capabilities you have acquired, decision-making skills you have put to good use, activities you have initiated, and sales and profits that have increased (and expenses that have decreased) because of your efforts.
- d. Describe your achievements and skills in a way that indicates they are readily applicable to other types of jobs and other fields.
- e. Do not overstate your achievements by claiming to have accomplished certain things single-handedly when it will be clear to the prospective employer that your achievement had to be part of a team effort. In the attempt to come across as a self-starter, don't jeopardize your reputation for honesty.
- f. While you want your résumé to stand out from all the others that are submitted at the same time, think of how an employer will view your résumé. If you're applying for a job in advertising, design, or some other creative field, an original format or even an off-the-wall approach may spark the interest you crave. But if you're after a job in management, finance, or marketing—where an image of maturity and dependability is important—you'll gain more ground by emphasizing how you can help the employer rather than by taking a far-out approach.
- g. Weigh the advantages of preparing a custom-tailored résumé for each situation (in which you organize and focus your strengths in light of a specific employer's needs) over the savings in time and money that come from preparing a single résumé designed to fit a variety of job opportunities and a range of employers' needs. When you use a computer, preparing custom-tailored résumés is easy.
- h. Keep the résumé as short as possible (no more than two pages). Some employers may ask for a one-page résumé. (See pages 562–563.)
- i. Choose a format that yields a clean, uncluttered look. (See pages 556–567.)
- j. Do not mention how much you earned in previous jobs or how much you expect to earn in the future.
- k. Do not refer to your age, your marital status, your height and weight, your hobbies, or other personal details unless they enhance your suitability for the job.
- l. Do not supply reasons for having left previous jobs or for gaps in your employment history. However, do prepare yourself for dealing with these issues if they come up in the interview.
- m. Do not give references on the résumé. It is not even necessary to state that references are available upon request. Be prepared, however, to supply names, addresses, and phone numbers at the interview.

- n. Use good-quality paper (of at least 20-pound weight and preferably 24), and consider having your résumé executed and reproduced professionally if you cannot create a crisp-looking document with the equipment you have at your disposal.
- o. Be sure to write *résumé* with two acute accents, especially if you are applying for a job that calls for good language skills and careful attention to detail. Otherwise, a prospective employer might conclude that (1) your spelling is not first-rate or (2) you are sloppy about small details or (3) you simply can't be bothered to take the extra step required in situations like this. (See also ¶1718a.)

Choosing a Standard Format

1709 There is a wide range of formats you can choose from. Indeed, in a number of books dealing exclusively with the topic of résumés, you will find as many as a hundred models showing all kinds of variations in layout and approach. In addition, some word processing programs provide at least one résumé template and suggestions concerning the contents of each section of the document.

IMPORTANT NOTE: If the employer you have in mind does not provide specific format guidelines, you will find many helpful sites on the Internet. One in particular is called JobStar Central <<http://jobstar.org/tools/resume/index.cfm>>. This Web site provides a number of sample résumés as well as a list of printed materials and other Web sites that offer valuable advice on how to format a résumé that is right for you. Another valuable Web site is called Monster <<http://www.monster.com>>. This site will not only help you create a résumé; it will let you post your résumé on the Internet, do a job search, and manage your career.

When you are ready to start looking for a job, you may find the following Web sites helpful: <<http://hotjobs.yahoo.com>>, <<http://www.careerbuilder.com>>, and <<http://www.directemployers.com>>.

The illustrations on pages 556–561 show three different ways to format a standard résumé for Alison L. Bumbry, who majored in marketing in college, has had a number of secretarial and administrative positions in the marketing field, and is now attempting to move up to a managerial job in the same field.

The first two models illustrate the *chronological* approach, in which a person's employment history is sequenced by date, starting with the most current job and working backward. This is the approach most widely used.

In the first model (on pages 556–557) note that the dates for each job are highlighted in the left column; the corresponding job title, the name and location of the employer, and comments about the job are grouped together at the right. Also note that all the information about job *experience* typically comes before the information about *education*. If you are just out of school and have little job experience to cite, put the educational information first. (See the illustration on page 562.)

The second model (on pages 558–559) also lists the jobs in reverse chronological order, but it highlights the job titles (rather than the dates) in the left column. This approach is especially effective when your employment history shows steady upward progress in a chosen field and you are applying for the next logical position in your career path.

Text continues on page 564

Résumé—Chronological Style (Emphasizing Dates)

A ALISON L. BUMBRY

AB Apartment 145
395 West Center College Street
Yellow Springs, Ohio 45387

Phone: 937-555-7944
Fax: 937-555-8341
E-mail: alumbury@aol.com

B OBJECTIVE: A marketing management position in which marketing and administrative experience plus strong writing and computer skills can be used to maximize sales and profitability of one or more product lines.

C EXPERIENCE:

July 2001–Present ADMINISTRATIVE COORDINATOR FOR DIRECTOR OF MARKETING, Zimmer & Boyle Inc., Dayton, Ohio **D**

- E** • Created and managed a database to control budgeted expenses for advertising and promotion.
- F** • Participated in designing and implementing market research studies to determine potential size of market for new product lines.
- Coordinated focus group sessions to determine customer attitudes toward our product lines and those of competitors.
- Initiated desktop publishing program to create space ads, catalogs, and mailing pieces. Saved the company over \$50,000 in the first year of operation.

February 1999–
June 2001 ADMINISTRATIVE ASSISTANT TO SALES MANAGER
Zimmer & Boyle Inc., Dayton, Ohio **G**

- Analyzed field sales reports and wrote summaries highlighting problems requiring immediate action and those suggesting need for changes in product design, order fulfillment procedures, and customer service.
- Resolved customer complaints by taking direct action whenever possible or by routing the complaint to the appropriate person. Followed up to ensure complaint was properly handled.
- Supervised a secretary who handled all correspondence and clerical tasks.

May 1997–
January 1999 SECRETARY TO MARKETING MANAGER
Crouch and Cowar Incorporated, Toledo, Ohio

- Developed detailed marketing plans, working from rough outlines provided by marketing manager.
- Created and managed a segmented database of names of customers and qualified prospects for direct marketing campaigns.
- Wrote copy for mail campaigns and catalogs.
- Established media contacts to obtain free publicity for new products and special offers.

A Heading. The heading should give all the key data an employer needs to get in touch with you. One possible arrangement is to present the data in two blocks: one aligned at the left margin, the other at the right.

B Objective. Use your “objective” statement to indicate the type of job you’re looking for, the strengths you can bring to the job, and what you think you can accomplish for the employer’s benefit.

C Experience. In this format the dates for each job are featured in the left column.

D At the right, each job history begins with the job title (in all-caps), followed by the employer’s name and location (in caps and lowercase) on the following line.

E The specific achievements in each job history are presented in a series of bulleted entries.

F Note that many entries begin with vigorous verbs (such as *created*, *initiated*, *resolved*, and *supervised*) to create the image of a dynamic, take-charge kind of person.

ALISON L. BUMBRY

Page 2

September 1995–
April 1997ASSISTANT TO DIRECTOR OF PUBLIC RELATIONS
The Toledo Museum of Art, Toledo, Ohio

- Wrote news releases for new exhibits and special events.
- Wrote, designed, and laid out fund-raising brochures.
- Established and maintained effective media contacts with regional newspapers and TV and radio stations.

H EDUCATION:B.S. in marketing, 1995; minor in English
Arizona State University, Tempe, Arizona

- Wrote feature articles for *The Arizona Sundial* during sophomore and junior years.
- G** • Created (with two partners) an on-campus birthday celebration service. Managed the service during junior and senior years. Tested various direct marketing techniques to solicit orders from parents of students.

I CONTINUING EDUCATION:

Courses in copywriting, telemarketing techniques, niche marketing, and computer graphics, Wright State University, Dayton, Ohio, 2001–2003.

J COMPUTER SKILLS:

Microsoft Office XP Pro, Microsoft Word 2002, Corel WordPerfect Office 2002, CorelDRAW Graphics Suite 11, Adobe PageMaker 7.0, Adobe Illustrator 10.0, Adobe Photoshop 7.0, Microsoft PowerPoint 2002, QuarkXPress 5.01, Peachtree Accounting 2002 9.0, Microsoft Money 2003.

K COMMUNITY SERVICE:

Wrote, designed, and laid out annual fund-raising brochures (since 2001) for the Dayton Homeless Shelter Coalition, using desktop publishing and computer graphics software.

G Note also that to maintain credibility, the writer uses such terms as *participated in* and *created (with two partners)* to acknowledge the contribution of others whenever appropriate.

H Education. Provide information on college and any postgraduate degrees in that order. Provide information about your high school education only if that is the highest level so far attained. If you are currently enrolled in a degree program, note this fact along with an estimated date of completion. For example: *Pursuing a two-year program in business administration at Glendale Community College; will receive an A.A. degree in June 2007.*

I Continuing Education. Note any job-related courses you have taken. If you are changing careers or fields, note any other continuing education activity that shows you are a person committed to learning new things.

J Special Skills. Note any special skills that could be job-related; for example, mastery of software programs, experience with certain equipment or machinery, mastery of spoken or written foreign languages.

K Community Service. Note any activity that is job-related or that shows concern about the needs of others.

Optional Sections. Also provide job-related information under such labels as these: *Professional Affiliations* (memberships), *Professional Activities* (speeches and published articles and books), *Military Service*, and *Special Interests*.

Résumé—Chronological Style (Emphasizing Job Titles)

ALISON L. BUMBRY

AB

Apartment 145
395 West Center College Street
Yellow Springs, Ohio 45387

Phone: 937-555-7944

Fax: 937-555-8341

E-mail: albumbry@aol.com

OBJECTIVE:

A marketing management position in which marketing and administrative experience plus strong writing and computer skills can be used to maximize sales and profitability of one or more product lines.

EXPERIENCE:

A Administrative Coordinator for Director of Marketing

ZIMMER & BOYLE INC., Dayton, Ohio, July 2001–Present

- C** Created and managed a database to control budgeted expenses for advertising and promotion. Participated in designing and implementing market research studies to determine the potential size of market for new product lines. Coordinated focus group sessions to determine customer attitudes toward our product lines and those of competitors. Initiated desktop publishing program to create space ads, catalogs, and mailing pieces; saved the company over \$50,000 in the first year of operation.

Administrative Assistant to Sales Manager

ZIMMER & BOYLE INC., Dayton, Ohio, February 1999–June 2001

Analyzed field sales reports and wrote summaries highlighting problems requiring immediate action and those suggesting a need for changes in product design, order fulfillment procedures, and customer service. Resolved customer complaints by taking direct action whenever possible or by routing the complaint to the appropriate person; followed up to ensure the complaint was properly handled. Supervised a secretary who handled all correspondence and clerical tasks.

Secretary to Marketing Manager

CROUCH AND COWAR INCORPORATED, Toledo, Ohio,
May 1997–January 1999

Developed detailed marketing plans, working from rough outlines provided by the marketing manager. Created and managed a segmented database of names of customers and qualified prospects for direct marketing campaigns. Wrote copy for mail campaigns and catalogs. Established media contacts to obtain free publicity for new products and special offers.

- A Experience.** In this format the job titles (rather than the dates) are featured in the left column.
- B** At the right the name and location of the organization plus the employment dates are given on one or two lines.
- C** Arranging the specific achievements for each job in one paragraph is a common format, but it is not as readable as the bulleted format used in the résumés on pages 556–557 and pages 560–561.

ALISON L. BUMBRY

Page 2

**Assistant to Director of
Public Relations****THE TOLEDO MUSEUM OF ART, Toledo, Ohio,
September 1995–April 1997**

Wrote news releases for new exhibits and special events. Wrote, designed, and laid out fund-raising brochures. Established and maintained effective media contacts with regional newspapers and TV and radio stations.

EDUCATION:**B.S. in marketing, 1995; minor in English
Arizona State University, Tempe, Arizona**

Wrote feature articles for *The Arizona Sentinel* during sophomore and junior years. Created (with two partners) an on-campus birthday celebration service. Managed the service during junior and senior years. Tested various direct marketing techniques to solicit orders from parents of students.

**CONTINUING
EDUCATION:****Courses in copywriting, telemarketing techniques, niche marketing,
and computer graphics, Wright State University, Dayton, Ohio,
2001–2003.****COMPUTER SKILLS:****Microsoft Office XP Pro, Microsoft Word 2002, Corel WordPerfect
Office 2002, CorelDRAW Graphics Suite 11, Adobe PageMaker
7.0, Adobe Illustrator 10.0, Adobe Photoshop 7.0, QuarkXPress
5.01, Microsoft PowerPoint 2002, Peachtree Accounting 2002 9.0,
Microsoft Money 2003.****COMMUNITY SERVICE:**

Wrote, designed, and laid out annual fund-raising brochures (since 2001) for the Dayton Homeless Shelter Coalition, using desktop publishing and computer graphics software.

Résumé—Functional Style

ALISON L. BUMBRY

AB Apartment 145
395 West Center College Street
Yellow Springs, Ohio 45387

Phone: 937-555-7944
Fax: 937-555-8341
E-mail: alumbry@aol.com

OBJECTIVE:

A marketing management position in which marketing and administrative experience plus strong writing and computer skills can be used to maximize sales and profitability of one or more product lines. **B**

A ACHIEVEMENTS:

MARKETING EXPERIENCE **B**

- C** • Participated in designing and implementing market research studies to determine potential size of market for new product line.
- Coordinated focus group sessions to determine customer attitudes toward our product lines and those of competitors.
- Analyzed field sales reports and wrote summaries highlighting problems requiring immediate action and those suggesting need for changes in product design, order fulfillment procedures, and customer service.
- Developed detailed marketing plans, working from rough outlines provided by marketing manager.

ADMINISTRATIVE EXPERIENCE **B**

- C** • Controlled budgeted expenses for advertising and promotion.
- Resolved customer complaints by taking direct action whenever possible or by routing the complaint to an appropriate person. Followed up to ensure complaint was properly handled.
- Established and maintained effective media contacts with regional newspapers and TV and radio stations to obtain free publicity for new products and special offers.
- Supervised a secretary who handled all correspondence and clerical tasks.

WRITING SKILLS **B**

- C** • Wrote copy for mail campaigns and catalogs.
- Wrote summaries of field sales reports to underscore need for immediate action.
- Wrote copy for fund-raising brochures for art museum.

A Sideheads. In this illustration the customary sidehead *EXPERIENCE* in the left column has been replaced by *ACHIEVEMENTS* because the term *experience* has been used in two of the sideheads in the right column.

B Note how the wording of the “objective” statement (*in which marketing and administrative experience plus strong writing and computer skills*) provides the springboard for the functional sideheads in the right column (*MARKETING EXPERIENCE, ADMINISTRATIVE EXPERIENCE, WRITING SKILLS, and COMPUTER SKILLS*).

C Note how the entries under the sideheads in the right column have been reordered (and in some cases reworded) so as to emphasize the applicant’s strengths in each functional area, independent of the job setting in which these strengths were developed.

ALISON E. BUMBRY

Page 2

COMPUTER SKILLS**B**

- C**
- Initiated an in-house desktop publishing program. Saved the company over \$50,000 in the first year of operation.
 - Designed and laid out space ads, catalogs, mailing pieces, and fund raising brochures.
 - Created and managed a database to control budgeted expenses for advertising and promotion.
 - Created and managed a segmented database of names of customers and qualified prospects for direct marketing campaigns.
 - Microsoft Office XP Pro, Microsoft Word 2002, Corel WordPerfect Office 2002, CorelDRAW Graphics Suite 11, Adobe PageMaker 7.0, Adobe Illustrator 10.0, Adobe Photoshop 7.0, QuarkXPress 5.01, Microsoft PowerPoint 2002, Peachtree Accounting 2002 9.0, Microsoft Money 2003.

EMPLOYMENT HISTORY:

- Administrative coordinator for the director of marketing, Zimmer & Bowle Inc., Dayton, Ohio, July 2001–Present.
- Administrative assistant to the sales manager, Zimmer & Bowle Inc., Dayton, Ohio, February 1999–June 2001.
- Secretary to the marketing manager, Crouch and Cowar Incorporated, Toledo, Ohio, May 1997–January 1999.
- Assistant to the director of public relations, the Toledo Museum of Art, Toledo, Ohio, September 1995–April 1997.

EDUCATION:

B.S. in marketing, 1995, minor in English
Arizona State University, Tempe, Arizona

- Wrote feature articles for *The Arizona Sundial* during sophomore and junior years.
- Created (with two partners) an on-campus birthday celebration service. Managed the service during junior and senior years. Tested various direct marketing techniques to solicit orders from parents of students.

CONTINUING EDUCATION:

Courses in copywriting, telemarketing techniques, niche marketing, and computer graphics, Wright State University, Dayton, Ohio, 2001–2003.

COMMUNITY SERVICE:

Wrote, designed, and laid out annual fund raising brochures (since 2001) for the Dayton Homeless Shelter Coalition using desktop publishing and computer graphics software.



D Employment History. Although this section would not appear in a purely “functional” resume, an employment history provides prospective employers with a brief chronological listing of previous job titles, the name and location of previous employers, and employment dates. Including this section in a functional resumé often serves to mollify employers who are more comfortable with resumé done completely in the chronological style.

Résumé—One-Page Style

RALPH A. PINKHAM

148 Biscay Road
Damariscotta, Maine 04543
207-555-3266

OBJECTIVE: To gain experience as a bank teller as a first step toward a career in banking.

A EDUCATION: *A.A. in business management, 2005*
University of Maine, Augusta, Maine
Courses in accounting, business communication, business management, finance, and office technology

B Academic scholarships, 2003–2005 Member of the intramural wrestling team, 2003–2004 Tutor in a university-sponsored community literacy program, 2004–2005

C EXPERIENCE: *Sales associate, Remy's, Damariscotta, Maine, June 2005–Present*

Handled cash and credit card transactions, using electronic cash register. Helped customers with product selections and suggested tie-in purchases. Resolved customer problems. Assisted in taking inventory and restocking shelves. Suggested special promotions and helped design merchandise displays.

Cashier, Pinkham's Plantation, Damariscotta, Maine, May 2000–August 2003

Worked part-time in family-owned business. Handled cash and credit card transactions. Advised customers on planting and care of purchased items. Set up special seasonal displays and recommended special pricing arrangements to boost sales.

D SKILLS: Strong number sense and quick mastery of electronic cash register and calculators. Proven ability to handle large amounts of money accurately. Outgoing personality with the ability to grasp and respond to customers' needs and concerns. Excellent communication skills in writing, over the phone, and face to face. Mastery of Microsoft Office and Lotus Notes software. Facility in the use of e-mail and accessing information on the Web.

- A** List your educational achievements in reverse order, starting with your most recent experience. If you have graduated from a college-level program, you do not need to cite your high school experience unless mentioning certain courses that you took or certain activities that you engaged in will enhance your qualifications. In that case, you could make the following kind of entry:

Lincoln Academy, Newcastle, Maine, graduated in May 2003

Then list any significant high school courses and activities in a paragraph underneath.

- B** Any special activities or honors connected with your education can be listed here, or they can be displayed at the end of the résumé in a special section labeled *Activities*. Creating a special *Activities* section makes sense if you also want to cite other significant items beyond those related to your education.
- C** In describing the tasks you performed in your limited job experience, give special emphasis to those activities that have direct relevance to the job you are now applying for. Ralph Pinkham's references to handling cash are directly related to the job of bank teller. Mentioning that he helped customers "with product selections and suggested tie-in purchases" or that he "suggested special promotions" and "special pricing arrangements to boost sales" indicates that he is the kind of person who takes the initiative in finding ways to do his job more effectively.
- D** The section labeled *Skills* gives you a real opportunity to demonstrate that despite your lack of previous experience in performing the job you are applying for, you already possess many of the desirable characteristics of an experienced employee. Ralph Pinkham's previous job experience, though relatively limited, has given him (1) the ability to handle a lot of cash competently, (2) the human relations skills needed to deal with customers, and (3) the ability to quickly master whatever equipment he is required to use on the job. Even a seemingly unrelated job like baby-sitting can be described in such a way as to demonstrate that one has acquired a variety of coping skills that carry over into the areas of management and human relations.
- E** In order to hold this résumé to one page, it is better to describe your educational activities, your job experience, and your skills in paragraph style rather than as bulleted items in a list.

NOTE: This illustration of a one-page résumé is specifically designed for someone who is recently out of school and does not have much work experience. However, individuals with a great deal of work experience can also make effective use of a one-page format. In that case, the section dealing with educational achievements should *follow* the sections dealing with work experience and skills.

¶1710

The third model (on pages 560–561) illustrates the *functional* approach, which groups a person's achievements and skills in functional areas such as management, administration, marketing, and writing. The functional approach is the hardest to implement, but it does have the advantage of grouping your key strengths in meaningful categories (rather than leaving it to the employer to ferret out these patterns of strength from your chronological job descriptions). This approach is especially helpful (1) when you are trying to change to another field (since it emphasizes generic types of abilities that can be applied in various settings) and (2) when you are trying to play down gaps or frequent job changes in your employment history.

The fourth model (on pages 562–563) illustrates a one-page résumé for a person recently out of school (or soon to complete a college or high school program). This model is essentially an adaptation of the chronological approach, but because this person does not have a great deal of job experience to list, this résumé deals with the person's educational background first and goes into greater detail about the courses taken than would otherwise be appropriate.

➤ *For a model of a scannable résumé, see pages 566–567.*

Formatting a Scannable Résumé

1710 Scannable résumés represent a significant innovation in the job-seeking process. They serve to match the best-qualified applicants with job openings that currently exist or that may soon be opening. Scannable résumés permit organizations to sift through large numbers of résumés by computer in order to identify a smaller (and much more manageable) number of suitable candidates for a particular job. In effect, the computer does the first round of screening. Then human beings enter the process of evaluating qualified individuals for a specific opening.

A *scannable résumé* is a hard-copy document designed to be scanned by an optical character reader (OCR) into a computerized database, where a computer will initially screen individual résumés for keywords that also show up in the description posted for a particular job opening. The more links between the keywords in a scannable résumé and those in the job description, the more likely that résumé (and the individual who wrote it) will be selected for further evaluation by real people.

- a. In planning a scannable résumé, carefully read the ads and the postings for the kind of job you want. Try to incorporate in your résumé as many keywords from those job descriptions as you honestly can. Also make heavy use of industry jargon, acronyms, and abbreviations, as well as current industry buzzwords, even if they do not actually appear in the ads and the postings, since they are likely to be the kinds of keywords that the computer has been programmed to focus on. To increase the total number of keywords in your résumé, use synonyms whenever possible to avoid repeating the same keywords.
- b. It is important that a scannable résumé pose no difficulties for the OCRs currently in use. The very techniques and devices that serve to draw the attention of a human reader may in many cases interfere with the ability of certain OCRs to accurately transfer the contents of the résumé into the computerized database. Paragraphs 1711–1713 offer a number of guidelines to help you avoid such problems when you are formatting a scannable résumé.

- 1711**
- Do not use boldface, italics, underlining, script, bullets, logos, shading, horizontal or vertical lines, or any other graphic devices. If desired, asterisks may be used to introduce individual items in a list.
 - Do not arrange material in columns. Try to begin everything at the left margin, and do not justify the right margin (see ¶1344g).
 - To achieve the sharpest possible image for the sake of accurate scanning, use a laser printer, black ink, and good-quality paper (of 20- or 24-pound weight).
 - Do not fold or crease the résumé. If possible, insert the résumé in a plastic sleeve to keep it clean and wrinkle-free.
 - Try to limit the résumé to one page. If more than one page is required, use a paper clip (not a staple) to keep the pages together. Moreover, use a continuation heading (as illustrated on page 567).

- 1712** As you can tell from ¶1711 and from the illustrations on pages 566–567, the appearance of a scannable résumé tends to be quite bland—intentionally so because it has been designed with the needs of the OCR and not those of a human reader in mind. For that reason, consider submitting your résumé in two ways: (a) in a scannable format for the initial round of screening and (b) in a more visually attractive format (as illustrated on pages 556–563) for the benefit of the human readers who will subsequently evaluate you in light of the openings they have available.

The illustrations on pages 566–567 show how a functional-style résumé for Alison Bumbry (see pages 560–561) might be reworked as a scannable résumé.

- 1713** In organizing the sections of a scannable résumé, keep these guidelines in mind:
- Begin with a centered heading block that provides all the key data a prospective employer needs to get in touch with you.
NOTE: If you are concerned about the possibility of identity theft, you may want to provide only your name and your personal e-mail address in the heading of a résumé you plan to post online. In any case, never provide your social security number or your date of birth.
 - Divide the rest of your résumé into sections identified by side headings like these: *Objective, Skills, Employment History, Education, Continuing Education*. Also consider optional headings such as *Community Service*. (See the illustrations and annotations on pages 566–567 for additional details.)
 - Under the heading *Objective*, aim for a statement that matches as closely as possible the job description for the position you want. If a job description is not currently available for a specific opening, draw on your knowledge of the industry to describe your objective in language that uses attention-getting keywords.
 - You may list all your significant skills under the single heading *Skills*, or you may create a number of headings that group your skills appropriately—for example, *Marketing Skills, Administrative Skills, Writing Skills*, and *Computer Skills* (as is done in the illustration on page 566). No matter how you decide to label this

Scannable Résumé

A ALISON L. BUMBRY
 Apartment 145
 395 West Center College Street
 Yellow Springs, Ohio 45387
 Phone: 937-555-7944
 Fax: 937-555-8341
 E-mail: alumbry@aol.com

B OBJECTIVE

A position in marketing management in which marketing experience and administrative expertise plus writing skills and computer skills can be used to promote sales growth and exceed profit goals for one or more product lines.

B MARKETING SKILLS

C Design and implementation of market research studies. Assessment of potential market size for new product lines. Coordination of focus group sessions. Assessment of customer attitudes toward product lines. Analysis of field sales reports. Pinpointing of problems for immediate action. Pinpointing of need for changes in product design, order fulfillment procedures, and customer service. Development of detailed marketing plans based on input from marketing manager.

B ADMINISTRATIVE SKILLS

C Control of advertising and promotion expense budgets. Resolution of customer complaints. Contacts with newspapers, TV stations, and radio stations for free publicity. Supervision of secretary.

B WRITING SKILLS

C Preparation of copy for mail campaigns, catalogs, and fund-raising brochures. Summaries of field sales reports.

B COMPUTER SKILLS

C Start-up of in-house desktop publishing program, with first-year savings of \$50,000. Design and layout of space ads, catalogs, mailing pieces, and fund-raising brochures. Creation and management of database for control of advertising and promotion expense budgets. Creation and management of segmented database of customers and qualified

A Heading. On separate single-spaced lines centered in a block, provide your name, address, and phone number, plus a fax number and an e-mail address if these are available. Use all-caps only for your name. Do not use boldface, italics, or any graphic device to highlight the information in this heading block.

B Side Headings. Identify each section of a scannable résumé with an all-cap side heading. Leave 1 blank line above and below each heading. Do not use boldface, italics, or any graphic device to highlight these sideheads.

C Skills. Note how the copy in these sections (drawn from the functional-style résumé on pages 560–561) shifts the wording away from action verbs to keyword nouns. Also note that the copy under each side heading is organized as one paragraph consisting of phrases, each ending with a period. This arrangement, which takes less space, is not as readable as listing these items on separate lines, but remember that a scannable résumé is designed to be read by an OCR and not by a human pair of eyes.

H ALISON L. BUMBRY

Page 2

B EMPLOYMENT HISTORY

D * Administrative coordinator for director of marketing, Zimmer and Boyle Inc., Dayton, Ohio, July 2001–Present.

* Administrative assistant to sales manager, Zimmer and Boyle Inc., Dayton, Ohio, February 1999–June 2001.

* Secretary to marketing manager, Crouch and Cowar Incorporated, Toledo, Ohio, May 1997–January 1999.

* Assistant to director of public relations, the Toledo Museum of Art, Toledo, Ohio, September 1995–April 1997.

B EDUCATION

E B.S. in marketing, 1995, minor in English, Arizona State University, Tempe, Arizona.

Writer of feature articles for *The Arizona Sundial* during sophomore and junior years. Cofounder and manager of on-campus birthday service. Testing of various direct marketing techniques to solicit orders.

B CONTINUING EDUCATION

F Courses in copywriting, telemarketing techniques, niche marketing, and computer graphics, Wright State University, Dayton, Ohio, 2001–2003.

B COMMUNITY SERVICE

G Writing, design, and layout of annual fund-raising brochures for the Dayton Homeless Shelter Coalition.

D Employment History. Note that the jobs are listed in reverse chronological order, starting with the most recent job. You may use an asterisk to introduce each job listing (as in the illustration above), but do not use bullets or any other graphic device for this purpose. Because the duties of each job have already been summarized in the Skills sections in the illustration on page 566, there is no reason to repeat them here.

E Education. List your educational experience in reverse order, starting with the most recent college or graduate program for which you have received (or expect to receive) a degree. List your secondary education only if you cannot cite enrollment in or completion of a college degree program.

F Continuing Education. Under this heading cite courses you have taken or are now taking but not as part of a formal degree program.

G Optional Sections. Use such headings as *Community Service*, *Professional Affiliations*, *Professional Activities* (including honors and awards), *Military Service*, and *Special Interests* to cover any activities that involve job-related skills or that show your involvement in addressing the needs of others.

H Continuation Heading. Provide a heading that gives your name and the page number.

I Elimination of Graphic Elements. Because some OCRs cannot properly scan ampersands, note that the ampersand in *Zimmer & Boyle* has been replaced by *and*. Moreover, because some OCRs cannot cope with italics or underlining, the title of the university newspaper—*The Arizona Sundial*—appears without any special display.

¶ 1714

section, the material you provide here should also be filled with attention-getting keywords. Indeed, some authorities recommend labeling this section of the résumé *Keyword Profile* or *Keyword Summary*, and some recommend placing this section at the end of the résumé instead of at the beginning.

NOTE: In the illustration on page 566, the material that appears under the various Skills headings has been derived from the functional-style résumé for Alison Bumbry on pages 560–561.

- e. For the sections headed *Employment History*, *Education*, *Continuing Education*, and optional sections such as *Community Service*, see the illustration and the annotations on page 567 for details on how to format materials under these headings.

Other Employment Documents

As part of the job-seeking process you will need to write three types of letters: letters of application, follow-up letters after an interview, and (hopefully) a letter of acceptance. Specific guidelines are provided in ¶¶1715–1717, but a few general guidelines (¶1714) apply to all employment communications.

General Guidelines

- 1714**
- a. Keep your letters short—less than one full page if possible.
 - b. Resist the temptation to copy sample letters word for word. Draw on these samples for ideas, but create your own letters—letters that communicate the distinctive flavor of your personality.
 - c. Edit and proofread your letters carefully. Simple typographical errors (not to mention more serious errors in grammar, style, and usage) will create a negative impression that damages your job-seeking campaign.
 - d. Always try to address your letters to a specific person, using that person's full name and title. If necessary, call the organization to obtain this information.

NOTE: The model letters on pages 570, 571, and 573 are all written by Alison Bumbry, the fictitious person whose job qualifications are set forth in the résumés shown on pages 556–561 and 566–567. In these letters, Ms. Bumbry is trying to move up to a marketing management position.

Application Letters

- 1715** Letters you write to apply for a job will vary to some extent, depending on whether you are (a) following up on an ad, (b) taking the initiative to find out whether any openings exist for a person with your skills and experience, or (c) following up on the suggestion of a mutual friend or acquaintance to explore job opportunities with a specific person within an organization. Yet all application letters have the same three objectives: to indicate what you have to offer the organization, to transmit your résumé, and to obtain an interview. Consider the following guidelines and the illustration on page 570 when you write an application letter.

- a. Before you draft your letter, try to get as much information as you can about the organization you have in mind. For example, what products or services does it offer? What special strategy or philosophy governs the way the organization operates? Such information can help you focus your letter more effectively and will let the recipient of the letter know that you have taken the initiative to learn something about the organization.

NOTE: If you are responding to a blind ad (one that provides no organizational name and only a box number address), you will not be able to undertake this research. However, the ad will spell out the qualifications desired, something not usually available when you are simply exploring the possibility of job openings.

- b. Begin your letter by indicating whether you are responding to an ad, following up on the suggestion of a mutual friend or acquaintance, or simply exploring what job opportunities currently exist.
- c. Indicate what you have to offer the organization. If you are responding to an ad that states the qualifications desired, clearly indicate how your skills and experience relate to each of the qualifications listed. If you are simply exploring job openings, do not focus on specific tasks that you have performed in the past. Instead, highlight the things you have accomplished as a result of the way you applied your skills and experience. This approach will make it easier for someone to gauge how well you might fit the job available, even if you have not performed those exact tasks in the past.

NOTE: The recipient of your letter will probably be receiving many other application letters at the same time. It is important, therefore, that your letter and your résumé make you stand out from the others. In your letter you should aim to achieve—in much shorter form—the same things you are trying to achieve in your résumé. (See ¶1708a–d for further details on this point.)

- d. The primary short-term objective of this letter is to arrange for an interview. Rather than wait for the recipient of your letter to call you, indicate that you will call on a specific date to determine whether an interview can take place. In stating when you will call, allow enough time for your material to be delivered and looked at. Keep in mind that the recipient may be inundated with other matters or may be traveling and thus may not look at your letter and résumé as quickly as you would like.

NOTE: Keep a record of when you promised to call so that you follow through on time. Calling a day or two later could suggest that you are not a very good manager of your time.

Follow-Up Letters

1716 After an interview, follow up immediately with a letter that covers the following points. (Also see the illustration on page 571.)

- a. Thank the interviewer for (1) taking the time to see you, (2) giving you better insight into the available job and the organization you would be working for, and (3) considering your qualifications in light of the available job.

Text continues on page 572

Application Letter

A ALISON L. BUMBRY

AB Apartment 145
395 West Center College Street
Yellow Springs, Ohio 45387

Phone: 937-555-7944
Fax: 937-555-8341
E-mail: alumbry@aol.com

March 3, 2005

Mr. Oliver Digby
Director of Human Resources
Hunt and Ketcham Inc.
1228 Euclid Avenue
Cleveland, Ohio 44115

Dear Mr. Digby:

B You advertised for a marketing manager in the March 2 *Plain Dealer*. I have used many Hunt and Ketcham texts in my computer courses, so I know that your company publishes books of consistently high quality. As the following comparison shows, my experience and background come close to satisfying all of the requirements stated in your ad.

C Your Requirements	My Qualifications
College degree	B.S. in marketing plus continuing education courses in marketing and computer software applications
Knowledge of technical publishing market	Over six years' experience in sales and marketing divisions of two educational publishing companies
Field sales experience	Extensive contact with field sales reps and customers, resolving a wide range of sales support and customer service problems

The enclosed résumé will provide additional information about my marketing experience.

D I would appreciate the chance to meet with you and discuss the ways in which I can help Hunt and Ketcham achieve its marketing objectives and its profit goals. I will call your office on March 14 to determine whether there is a convenient time for you to see me.

Sincerely,



A Letterhead. The attractive letterhead design that Alison Bumbry has executed on her computer will help make her application letter stand out. It is the same letterhead she used on the first page of her résumé.

B First Paragraph. Alison uses her opening paragraph to indicate how she found out about the job, what she knows about the organization, and how her qualifications stack up against the job requirements stated in the ad.

C Displayed List of Qualifications. Alison does her best to play down her lack of specific knowledge about the technical publishing market and her lack of field sales experience. In this situation a résumé formatted in the functional style (see pages 560–561) will best highlight her strengths in the areas of marketing, administration, writing, and computers.

D Final Paragraph. Alison takes the initiative in saying she will call to see whether an interview can be arranged. At the same time, she stresses her willingness to focus the interview on how she can help the organization achieve *its* goals and objectives.

Follow-Up Letter

ALISON L. BUMBRY

AB Apartment 145
395 West Center College Street
Yellow Springs, Ohio 45387

Phone: 937-555-7944
Fax: 937-555-8341
E-mail: albumbry@aol.com

March 25, 2005

Mr. Oliver Digby
Director of Human Resources
Hunt and Ketcham Inc.
1228 Euclid Avenue
Cleveland, Ohio 44115

Dear Mr. Digby:

- A** Thank you for taking the time last Friday to explain why my lack of field sales experience in the technical publishing market prevents me from being considered for the marketing manager's position at Hunt and Ketcham.
- B** Thank you, moreover, for arranging an interview that same day with your director of sales. Ms. Cantrell gave me a very detailed picture of a field rep's responsibilities. She also stated that in light of all my prior experience in educational publishing, I ought to make the transition to technical publishing very easily. I was encouraged to learn that after a year or two of experience in the field, I would be a strong candidate for any marketing manager's position that might open at that time.
- C** Ms. Cantrell has promised to let me know within the next four weeks whether she is in a position to offer me a field rep's job. If she does, I very much look forward to seeing you again. In any event, thank you for all the help you have given me.

Sincerely,

Alison L. Bumbry

Alison L. Bumbry

- A First Paragraph.** Alison thanks the interviewer for clarifying the demands of the job and pointing out where her qualifications fell short.
- B Second Paragraph.** Alison thanks the interviewer for steering her to another opportunity in the organization and for setting up an interview that same day. (Alison should also send a follow-up letter to the second person who interviewed her.) Note that she reaffirms her hope for a marketing management job in a year or two.
- C Third Paragraph.** Alison ends on a warm note, thanking the first interviewer for all his help.

¶ 1717

- b. Reinforce the positive impression you tried to make during the interview, and briefly restate why you think you would be an asset to the organization.
- c. Offer additional information about your qualifications if they were not fully discussed during the interview. If you promised during the interview to supply additional information, do so now.
- d. Address questions that arose during the interview that you were not fully prepared to answer at the time. If you know (or simply sense) that the interviewer had some doubts about your qualifications, use this opportunity to overcome such doubts if you can.

NOTE: If the interviewer made it clear at the time that you were not right for the current job opening, send a follow-up letter nonetheless. Offer thanks for having been considered for this job, and express hope that you will be considered for other jobs that may open up in the future. On the other hand, if *you* decide the job is not right for you, send a follow-up letter in which you thank the interviewer and ask not to be a candidate.

Acceptance Letters

1717 Of all employment communications, this is the most pleasant letter to write. Use this occasion to:

- a. Formally accept the job.
- b. Confirm the key details of your working arrangements (including starting date) that have been previously discussed. If any of these details are not clear, ask the person who hired you to spell them out.
- c. Express your pleasure in coming to work for the organization and, more specifically, in working for the person who has offered you the job.

A First Paragraph. Alison accepts the job with pleasure, both for its immediate opportunities and for its long-term prospects.

B Second Paragraph. Alison uses this paragraph to deal with the technical details involved in starting a new job.

C Third Paragraph. Alison expresses her pleasure (perhaps a bit too effusively) at the prospect of working for the person who has offered her the job.

D Final Paragraph. Alison shows initiative in offering to undertake advance preparation for the job before she officially starts work.

Acceptance Letter

ALISON L. BUMBRY

AB Apartment 145
395 West Center College Street
Yellow Springs, Ohio 45387

Phone: 937-555-7944
Fax: 937-555-8341
E-mail: alumbry@aol.com

April 29, 2005

Ms. Jennifer Cantrell
Director of Sales
Hunt and Ketcham Inc.
1228 Euclid Avenue
Cleveland, Ohio 44115

Dear Jennifer:

- A** I am very pleased to accept the job of field sales representative, with the state of Ohio as my territory. What especially appeals to me is that this job not only represents an excellent opportunity in itself; it provides a springboard for higher-level marketing jobs with Hunt and Ketcham.
- B** The materials that Oliver Digby sent me answered all my questions about compensation arrangements and company policies. All the necessary paperwork has now been completed and returned. As I understand it, you want me to start work on June 6, spending the month in Cleveland for orientation and training. I assume that someone in your department will provide me with information about my accommodations during the month of June.
- C** I am genuinely excited about the prospect of working with you and for you. From our conversations I can tell how supportive you are of the people who report to you. When I think of how much I will learn under your supervision, I realize just how lucky I am to be joining Hunt and Ketcham.
- D** If there is anything you think I should be reading or doing in the next month, please let me know. I would welcome the chance to get a head start on the job before I actually report for work on June 6.

Sincerely,

Alison L. Bumbry

Alison L. Bumbry

¶ 1718

Outlines

1718 An outline can be used to *plan* the content and organization of a document. The outline identifies (a) the topics that are to be discussed and (b) the sequence in which they are to be introduced. In some cases, an outline may consist of a simple list of points to be covered. In other cases an outline may contain several levels of subtopics under each main topic (as in the illustration on page 575).

1719 After you have finished drafting a document, you can use an outline to *review* the document in terms of content and organization. An outline of this kind typically lists the key words or phrases used as headings throughout the document to identify topics and subtopics as they are each introduced. When you use an outline for reviewing purposes, you can more easily answer questions like these:

- Have all topics been included?
- Have all topics been fully developed?
- Does the heading structure—that is, the sequence of heads—provide a balanced representation of all aspects of the discussion, or are some parts of the text loaded with heads while other parts have very few?
- Are the heads all worded in a similar way, or are some complete sentences and others simply phrases?

1720 The *outline* feature of your word processing software will permit you to create an outline by scrolling through the text and coding (according to level of subordination) every heading in the text. If you later decide to revise the heading structure in the document, you can use the outline feature to generate a new outline to confirm that the document is now better organized.

1721 If you want to devise your own format for an outline, consider these guidelines and the illustration on page 575.

- a. Margins.** Use default side and bottom margins. Space down 6 times from the default top margin of 1 inch to create a top margin of about 2 inches; leave a top margin of only 1 inch if doing so will prevent the outline from taking a second page. A one-page outline may also be centered vertically on the page.
- b. Heading.** Type the title in all-caps, and use caps and lowercase for the other lines. Use boldface for the complete heading or, if you prefer, for the title alone. Leave 1 blank line between lines in the heading, and leave 2 blank lines below the last line of the heading.
- c. Enumerations.** The numbers or letters that identify the items at different levels in an outline should all be followed by a period and 1 or 2 spaces. For the first four levels, align the numbers or letters on the periods.
- d. Capitalization.** Use all caps for first level items (those preceded by roman numerals). Use caps and lowercase for items at all lower levels.
- e. Indentions.** When using roman numerals to identify first level items, start the widest numeral (III or VIII, for example) at the left margin. Align all the other roman numerals on the period. Align the second level of items (those beginning

Standard Outline Format

- EQUIPMENT AND SOFTWARE ↓ 2x
 Orientation for Department Staff ↓ 3x
- I INTRODUCTION ↓ 3x
- II EQUIPMENT AND SOFTWARE ↓ 2x
- A. Equipment
1. Computer
- a. Drives
- (1) Types
- (a) Hard
- (b) Floppy
- (2) Capacity
- (a) Hard
- (b) Floppy
- b. RAM
2. Monitor
3. Modem
4. Mouse
5. Printer
6. Scanner
- B. Software
1. System
- a. Microsoft Windows
- b. Linux
- c. Mac OS
2. Applications
- a. Stand-alones
- (1) Database
- (2) Spreadsheet
- (3) Word processing
- (4) Other
- b. Suites
3. Registration procedure
- a. Fax
- b. Mail
- c. Online
- ↓ 3x
- III OPERATION ↓ 2x
- A. Start-up
- B. Start/quit a program

with A and B) on the first word after the roman I. Align the third level of items (those beginning with 1 and 2) on the first word after A in the second level. However, if the third level of items has more than nine entries, align the number 10 on the first word after A in the second level; then align all the single-digit numbers on the period following 10.

- f. **Spacing Between Items.** Leave 2 blank lines above and 1 blank line below each first-level item. For all other levels, use single spacing with no blank lines between items.

¶ 1722

- 1722** The use of numbers and letters with the items in an outline indicates the relative importance of these items to one another. The illustration on page 575 shows six levels of heads, but many outlines do not require that many and a few may require more.
- In the illustration on page 575, the first level of items is identified by roman numerals, the second by capital letters, the third by arabic numerals, the fourth by lowercase letters, the fifth by arabic numerals in parentheses, and the sixth by lowercase letters in parentheses.
 - At least two items are needed for each level used in an outline. If your outline shows a roman I at the first level, it must also show a roman II; if you use a capital A at the second level, you must also use a capital B; and so on.
- 1723** The outline feature of your word processing software may also be used to create a table of contents and a list of tables or illustrations. (See ¶¶1414–1417.)

Guidelines for Designing Forms

- 1724** When you are designing a form with fill-in lines:
- Lay out the fill-in lines so that most entries—and preferably all entries—can start at the same point. Reducing the number of tab stops required makes the task of filling out the form a great deal easier. See, for example, the design of the fax cover sheet on page 551, which permits all but one entry to begin at the same point.
 - Make the fill-in lines long enough to accommodate handwritten as well as typed entries.
 - Use double spacing between all the fill-in lines. In that way no adjustment in line spacing will be required when the fill-in entries are inserted.
- 1725** When you are designing a multicolumn form, look for ways to reduce the number of tab stops required to fill in the form. For example, arrange the top of the form so that any entries to be inserted in the heading can start at the same point as the entries in one of the columns below.

Section 18

Forms of Address

Individuals (§1801)

- Man With Personal Title (§1801a)
- Woman—Personal Title Preference Known (§1801b)
- Woman—Personal Title Preference Unknown (§1801c)
- Individual—Name Known, Gender Unknown (§1801d)
- Individual—Name Unknown, Gender Known (§1801e)
- Individual—Name and Gender Unknown (§1801f)
- Two Men (§1801g)
- Two Women (§1801h)
- Woman and Man—No Personal Relationship (§1801i)

Couples (§1802)

- Married Couple With Same Surname—No Special Titles (§1802a)
- Married Couple With Same Surname—Husband Has Special Title (§1802b)
- Married Couple With Same Surname—Wife Has Special Title (§1802c)
- Married Couple With Same Surname—Both Have Special Titles (§1802d)
- Married Couple With Different Surnames (§1802e)
- Married Couple With Hyphenated Surname (§1802f)
- Unmarried Couple Living Together (§1802g)

Organizations (§1803)

- Organization of Women and Men (§1803a)
- Organization of Women (§1803b)
- Organization of Men (§1803c)

Professionals (§1804)

- Lawyers (§1804a)
- Physicians and Others With Doctor's Degrees (§1804b)

Education Officials (§1805)

- President of College or University (§1805a)
- Dean of College or University (§1805b)
- Professor (§1805c)
- Superintendent of Schools (§1805d)
- Member of Board of Education (§1805e)
- Principal (§1805f)
- Teacher (§1805g)

Government Officials (§1806)

- President of the United States (§1806a)

Vice President of the United States (§1806b)
 Cabinet Member (§1806c)
 United States Senator (§1806d)
 United States Representative (§1806e)
 Chief Justice of the United States (§1806f)
 Associate Justice of the U.S. Supreme Court (§1806g)
 Judge of Federal, State, or Local Court (§1806h)
 Governor (§1806i)
 State Senator (§1806j)
 State Representative or Assembly Member (§1806k)
 Mayor (§1806l)
 Council Member or Commissioner (§1806m)

Diplomats (§1807)

Secretary-General of the United Nations (§1807a)
 Ambassador to the United States (§1807b)
 Minister to the United States (§1807c)
 American Ambassador (§1807d)

Members of the Armed Services (§1808)

Army, Air Force, or Marine Corps Officer (§1808a)
 Navy or Coast Guard Officer (§1808b)
 Enlisted Person (§1808c)

Roman Catholic Dignitaries (§1809)

Pope (§1809a)
 Cardinal (§1809b)
 Archbishop or Bishop (§1809c)
 Monsignor (§1809d)
 Priest (§1809e)
 Mother Superior (§1809f)
 Sister (§1809g)
 Brother (§1809h)

Protestant Dignitaries (§1810)

Episcopal Bishop (§1810a)
 Episcopal Dean (§1810b)
 Methodist Bishop (§1810c)
 Minister With Doctor's Degree (§1810d)
 Minister Without Doctor's Degree (§1810e)

Jewish Dignitaries (§1811)

Rabbi With Doctor's Degree (§1811a)
 Rabbi Without Doctor's Degree (§1811b)

Muslim Dignitaries (§1812)

Leader of Prayer in a Mosque (§1812a)
 Dignitary With Doctor's Degree (§1812b)
 Other Muslim Dignitaries (§1812c)

¶1801

The following forms are correct for addressing letters to individuals, couples, organizations, professional people, education officials, government officials, diplomats, military personnel, and religious dignitaries. Some writers now omit personal titles with the names of individuals and married couples. For examples, see ¶¶1322g, 1352a.

IMPORTANT NOTE: In the salutations that follow the forms of address, the most formal one is listed first. Unless otherwise indicated, the ellipsis marks in the salutation stand for the surname alone.

Because of space limitations, only the masculine forms of address have been given in some illustrations. When an office or a position is held by a woman, make the following substitutions:

For *Sir*, use *Madam*.

For *His*, use *Her*.

For *Mr.* followed by a name (for example, *Mr. Wyatt*), use *Miss*, *Mrs.*, or *Ms.*, whichever is appropriate.

For *Mr.* followed by a title (for example, *Mr. President*, *Mr. Secretary*, *Mr. Mayor*), use *Madam*.

➤ For a detailed discussion of how to construct inside addresses, see ¶¶1316–1336; for further information on salutations, see ¶¶1338–1341; for details on how to handle addresses on envelopes, see ¶¶1368–1369.

1801 Individuals

a. Man With Personal Title

Mr. ... (full name)

Address

Dear Mr. ... :

b. Woman—Personal Title

Preference Known

Ms. (OR: Miss OR: Mrs.) ... (full name)

Address

Dear Ms. (OR: Miss OR: Mrs.) ... :

NOTE: Always use the title that a woman prefers.

c. Woman—Personal Title

Preference Unknown

Ms. ... (full name)

Address

Dear Ms. ... :

OR: ... (full name with no title)

Address

Dear ... (first name and surname):

d. Individual—Name Known,

Gender Unknown

... (full name with no title)

Address

Dear ... (first name or initials plus surname)

e. Individual—Name Unknown, Gender Known

... (title of individual)

... (name of organization)

Address

Madam:

Dear Madam:

OR: Sir:

Dear Sir:

f. Individual—Name and Gender Unknown

... (title of individual)

... (name of organization)

Address

Sir or Madam:

Dear Sir or Madam:

OR: Madam or Sir:

Dear Madam or Sir:

g. Two Men

Mr. ... (full name)

Mr. ... (full name)

Address

Gentlemen:

Dear Messrs. ... and ... : (see ¶1339a)

Dear Mr. ... and Mr. ... :

Continued on page 580

¶ 1802

h. Two Women

Ms. ... *(full name)*

Ms. ... *(full name)*

Address

Dear Meses. (OR: Mses.) ... and ...:

Dear Ms. ... and Ms. ...:

OR: Mrs. ... *(full name)*

Mrs. ... *(full name)*

Address

Dear Mesdames ... and ...: (see ¶1339a)

Dear Mrs. ... and Mrs. ...:

OR: Miss ... *(full name)*

Miss ... *(full name)*

Address

Dear Misses ... and ...:

Dear Miss ... and Miss ...:

OR: Ms. ... *(full name)*

Mrs. ... *(full name)*

Address

Dear Ms. ... and Mrs. ...:

OR: Miss ... *(full name)*

Ms. ... *(full name)*

Address

Dear Miss ... and Ms. ...:

OR: Mrs. ... *(full name)*

Miss ... *(full name)*

Address

Dear Mrs. ... and Miss ...:

i. Woman and Man—No Personal Relationship

Ms. (OR: Mrs. OR: Miss) ... *(full name)*

Mr. ... *(full name)*

Address

Dear Ms. (OR: Mrs. OR: Miss) ...
and Mr. ...:

OR: Mr. ... *(full name)*

Ms. (OR: Mrs. OR: Miss) ... *(full name)*

Address

Dear Mr. ... and Ms. (OR: Mrs.
OR: Miss) ...:

NOTE: When addressing a widow, choose the form for the inside address and the salutation that the widow uses in her signature line. (See ¶1352e for examples of the various styles that a widow has to choose from.)

1802 Couples

a. Married Couple With Same Surname—No Special Titles

Mr. and Mrs. ... *(husband's full name)*
Address

Dear Mr. and Mrs. ... *(husband's surname):*

OR: ... *(wife's first name)* and
... *(husband's first name and surname)* (see ¶1322g)

Address

Dear ... *(wife's first name)* and
... *(husband's first name and surname):*

OR: ... *(husband's first name)* and ...
(wife's first name) ...
(husband's surname)

Address

Dear ... *(husband's first name)*
and ... *(wife's first name)* ...
(husband's surname):

b. Married Couple With Same Surname—Husband Has Special Title

Dr. and Mrs. ... *(husband's full name)*
Address

Dear Dr. and Mrs. ... *(husband's surname):*

c. Married Couple With Same Surname—Wife Has Special Title

Senator ... *(wife's full name)*

Mr. ... *(husband's full name)*

Address

Dear Senator and Mr. ... *(husband's surname):*

d. Married Couple With Same Surname—Both Have Special Titles

Dr. ... *(wife's full name)*

Dr. ... *(husband's full name)*

Address

Dear Drs. ... *(husband's surname):*

OR: Captain ... *(husband's full name)*
Professor ... *(wife's full name)*

Address

Dear Captain and Professor ...
(husband's surname):

➤ For forms of address for teenagers and younger children, see ¶1321d–e.

e. Married Couple With Different Surnames

Ms. (OR: Miss) . . . (wife's full name)

Mr. . . . (husband's full name)

Address

Dear Ms. (OR: Miss) . . . (wife's surname) and Mr. . . . (husband's surname):

OR: Mr. . . . (husband's full name)
Ms. (OR: Miss) . . . (wife's full name)
Address

Dear Mr. . . . (husband's surname) and Ms. (OR: Miss) . . . (wife's surname):

NOTE: If either spouse has a special title (like those shown in ¶1802b-d), use that special title here as well.

f. Married Couple With Hyphenated Surname

Mr. and Mrs. . . . (husband's first name and middle initial, plus wife's original surname followed by hyphen and husband's surname)

Address

Dear Mr. and Mrs. . . . (wife's original surname followed by hyphen and husband's surname):

g. Unmarried Couple Living Together

Ms. (OR: Miss) . . . (full name)

Mr. . . . (full name)

Address

Dear Ms. (OR: Miss) . . . and Mr. . . . :

OR: Mr. . . . (full name)
Ms. (OR: Miss) . . . (full name)
Address

Dear Mr. . . . and Ms. (OR: Miss) . . . :

1803 Organizations**a. Organization of Women and Men**

. . . (name of organization)

Address

Ladies and Gentlemen:

Gentlemen and Ladies:

Dear . . . (name of organization):
(see ¶1340c)

OR: Mr. . . . (name of organization head)*
President (or other appropriate title)
. . . (name of organization)
Address

Dear Mr. . . . :*

OR: Chief Executive Officer (or other appropriate title)
. . . (name of organization)
Address

Sir or Madam:

Madam or Sir:

Dear Sir or Madam:

Dear Madam or Sir:

b. Organization of Women

. . . (name of organization)

Address

Mesdames: (see ¶1339a)

Ladies:

c. Organization of Men

. . . (name of organization)

Address

Gentlemen:

1804 Professionals**a. Lawyers**

Mr. . . . (full name)*

Attorney at Law

Address

OR: . . . (full name), Esq.†

Address

Dear Mr. . . . :

b. Physicians and Others With Doctor's Degrees

Dr. . . . (full name)

Address

OR: . . . (full name), M.D.†

Address

Dear Dr. . . . :

1805 Education Officials**a. President of College or University**

. . . (full name, followed by comma and highest degree)

President, . . . (name of college)

Address

*See the note at the top of page 579.

†When an abbreviation such as *Esq.*, *M.D.*, or *Ph.D.* follows a name, do not use a personal title such as *Mr.*, *Ms.*, or *Dr.* before the name. (See also ¶1518c, 519c.)

¶ 1806

OR: Dr. ... (full name)
President, ... (name of college)
Address

OR: President ... (full name)
... (name of college)
Address

Dear President ... :
Dear Dr. ... :

b. Dean of College or University

... (full name, followed by comma and highest degree)

Dean, ... (name of school or division)
... (name of college)
Address

OR: Dr. ... (full name)
Dean, ... (name of school or division)
... (name of college)
Address

OR: Dean ... (full name)
... (name of school or division)
... (name of college)
Address

Dear Dean ... :
Dear Dr. ... :

c. Professor

Professor ... (full name)
Department of ... (subject)
... (name of college)
Address

OR: ... (full name, followed by comma and highest degree)
Department of (**OR:** Professor of) ... (subject)
... (name of college)
Address

OR: Dr. (**OR:** Mr.) ... (full name)*
Department of (**OR:** Professor of) ... (subject)
... (name of college)
Address

Dear Professor ... :
Dear Dr. (**OR:** Mr.) ... :*

d. Superintendent of Schools

Mr. (**OR:** Dr.) ... (full name)*
Superintendent of ... (name of city) Schools
Address

Dear Mr. (**OR:** Dr.) ... :*

e. Member of Board of Education

Mr. ... (full name)*
Member, ... (name of city) Board of Education
Address

Dear Mr. ... :*

f. Principal

Mr. (**OR:** Dr.) ... (full name)*
Principal, ... (name of school)
Address

Dear Mr. ... :*
Dear Dr. ... :

g. Teacher

Mr. (**OR:** Dr.) ... (full name)*
... (name of school)
Address

Dear Mr. ... :*
Dear Dr. ... :

1806 Government Officials**a. President of the United States**

The President
The White House
Washington, DC 20500

Mr. President:*
Dear Mr. President:*

b. Vice President of the United States

The Vice President
United States Senate
Washington, DC 20510

OR: The Honorable ... (full name)
Vice President of the United States
Washington, DC 20510
Dear Mr. Vice President:*

c. Cabinet Member

The Honorable ... (full name)
Secretary of ... (department)
Washington, DC ZIP Code

Dear Mr. Secretary:*

d. United States Senator

The Honorable ... (full name)
United States Senate
Washington, DC 20510

*See the note at the top of page 579.

OR: The Honorable ... (*full name*)
 United States Senator
 Local address
 Dear Senator ... :

e. United States Representative

The Honorable ... (*full name*)
 House of Representatives
 Washington, DC 20515

OR: The Honorable ... (*full name*)
 Representative in Congress
 Local address
 Dear Representative ... :
 Dear Mr. ... :

f. Chief Justice of the United States

The Chief Justice
 The Supreme Court of the United States
 Washington, DC 20543

OR: The Chief Justice of the United States
 (see ¶313b)
 Washington, DC 20543
 Dear Chief Justice:

**g. Associate Justice of the
 U.S. Supreme Court**

Justice ... (*last name only*)
 The Supreme Court of the United States
 Washington, DC 20543
 Dear Justice ... :

**h. Judge of Federal, State, or
 Local Court**

The Honorable ... (*full name*)
 Judge of the ... (*name of court*)
 Address
 Dear Judge ... :

i. Governor

The Honorable ... (*full name*)
 Governor of ... (*state*)
 State Capital, State ZIP Code
 Dear Governor ... :

j. State Senator

The Honorable ... (*full name*)
 The State Senate
 State Capital, State ZIP Code
 Dear Senator ... :

**k. State Representative or
 Assembly Member**

The Honorable ... (*full name*)
 House of Representatives
 (OR: The State Assembly)
 State Capital, State ZIP Code
 Dear Mr. ... :

l. Mayor

The Honorable ... (*full name*)
 Mayor of ... (*city*)
 City, State ZIP Code

OR: The Mayor of the City of ...
 City, State ZIP Code
 Dear Mr. Mayor:*
 Dear Mayor ... :

m. Council Member or Commissioner

The Honorable ... (*full name*)
 Address
 Dear Mr. ... :

1807 Diplomats

**a. Secretary-General of the
 United Nations**

His Excellency ... (*full name*)*
 Secretary-General of the United Nations
 United Nations Plaza
 New York, NY 10017
 Excellency:
 Dear Mr. Secretary-General:*
 Dear Mr. ... :

b. Ambassador to the United States

His Excellency ... (*full name*)*
 Ambassador of ... (*country*)
 Address
 Excellency:
 Dear Mr. Ambassador:*

c. Minister to the United States

The Honorable ... (*full name*)
 Minister of ... (*department*)
 Address
 Sir:*
 Dear Mr. Minister:*

¶ 1808

d. American Ambassador

The Honorable . . . *(full name)*
 American Ambassador
 (OR: The Ambassador of the United
 States of America)
 Foreign address of U.S. Embassy
 Sir:†
 Dear Mr. Ambassador:*

1808 Members of the Armed Services

The addresses of both officers and enlisted personnel in the armed services should include title or rank and full name followed by a comma and the initials USA, USN, USAF, USMC, or USCG. Below are some examples with appropriate salutations.

a. Army, Air Force, or Marine Corps Officer

Lieutenant General . . . *(full name)*,
 USA (OR: USAF OR: USMC)
 Address
 Dear General . . . :†
 (NOT: Dear Lieutenant General . . .)

b. Navy or Coast Guard Officer

Rear Admiral . . . *(full name)*, USN (OR:
 USCG)
 Address
 Dear Admiral . . . :†

c. Enlisted Person

Sergeant . . . *(full name)*, USA
 Address
 OR: Seaman . . . *(full name)*, USN
 Address
 Dear Sergeant (OR: Seaman) . . . :

1809 Roman Catholic Dignitaries

a. Pope

His Holiness the Pope
 OR: His Holiness Pope . . . *(given name)*
 Vatican City
 00187 Rome
 ITALY
 Your Holiness:
 Most Holy Father:

b. Cardinal

His Eminence . . . *(given name)*
 Cardinal . . . *(surname)*
 Archbishop of . . . *(place)*
 Address
 Your Eminence:
 Dear Cardinal . . . :

c. Archbishop or Bishop

The Most Reverend . . . *(full name)*
 Archbishop (OR: Bishop) of . . . *(place)*
 Address
 Your Excellency:
 Dear Archbishop (OR: Bishop) . . . :

d. Monsignor

The Reverend Monsignor . . . *(full name)*
 Address
 Reverend Monsignor:
 Dear Monsignor . . . :

e. Priest

The Reverend . . . *(full name, followed
 by comma and initials of order)*
 Address
 Reverend Father:
 Dear Father . . . :
 Dear Father:

f. Mother Superior

The Reverend Mother Superior
 Address
 OR: Reverend Mother . . . *(full name,
 followed by comma and initials of
 order)*
 Address
 Reverend Mother:
 Dear Reverend Mother:
 Dear Mother . . . :

*See the note at the top of page 579.

†Use the salutation *Dear General* . . . whether the officer is a full general or only a lieutenant general, a major general, or a brigadier general. Similarly, use *Dear Colonel* . . . for either a full colonel or a lieutenant colonel and *Dear Lieutenant* . . . for a first or a second lieutenant. Use *Dear Admiral* . . . for a full admiral, a vice admiral, or a rear admiral.

g. Sister

Sister ... *(full name, followed by comma and initials of order)*

Address

Dear Sister ... :

Dear Sister:

h. Brother

Brother ... *(full name, followed by comma and initials of order)*

Address

Dear Brother ... :

Dear Brother:

1810 Protestant Dignitaries**a. Episcopal Bishop**

The Right Reverend ... *(full name)*

Bishop of ... *(place)*

Address

Dear Bishop ... :

b. Episcopal Dean

The Very Reverend ... *(full name)*

Dean of ... *(place)*

Address

Dear Dean ... :

c. Methodist Bishop

The Reverend ... *(full name)*

Bishop of ... *(place)*

Address

OR: Bishop ... *(full name)*

Address

Dear Bishop ... :

d. Minister With Doctor's Degree

The Reverend Dr. ... *(full name)*

Address

OR: The Reverend ... *(full name), D.D.*

Address

Dear Dr. ... :

e. Minister Without Doctor's Degree

The Reverend ... *(full name)*

Address

Dear Mr. ... :*

1811 Jewish Dignitaries**a. Rabbi With Doctor's Degree**

Rabbi ... *(full name), D.D.*

Address

OR: Dr. ... *(full name)*

Address

Dear Rabbi (**OR:** Dr.) ... :

b. Rabbi Without Doctor's Degree

Rabbi ... *(full name)*

Address

Dear Rabbi ... :

1812 Muslim Dignitaries**a. Leader of Prayer in a Mosque**

Imam ... *(full name)*

Address

Dear Imam ... :

b. Dignitary With Doctor's Degree

Dr. ... *(full name)*

Address

Dear Dr. ... :

c. Other Muslim Dignitaries

Sheik ... *(full name)*

Address

Dear Sheik ... :

OR: Professor ... *(full name)*

Address

Dear Professor ... :

OR: Chaplain ... *(full name)*

Address

Dear Chaplain ... :

*See the note at the top of page 579.

References

Appendix A.	Essays on the Nature of Style	588
Appendix B.	Pronunciation Problems	605
Appendix C.	Rules for Alphabetic Filing	617
Appendix D.	Glossary of Grammatical Terms	636

Essays on the Nature of Style

The following six essays deal with certain points of style that are likely to create problems for anyone who works with words. Whether dealing with such topics as numbers, capitalization, or compound adjectives, these essays attempt to achieve four goals: (1) to provide some unifying perspective on the specific rules that apply in each case, (2) to offer some broader observations about the nature of style in general, (3) to discourage the rigid attitude that views the rules of style as dealing with absolute rights and wrongs, and (4) to encourage a flexible application of these rules in order to fit the needs of each particular situation.

Mastering Number Style: One (or 1?) Approach

A number of years ago, while making a presentation on the subject of style, I asked the audience to select the preferable form in each of the following pairs of examples:

\$87,525	OR: eighty-seven thousand five hundred and twenty-five dollars
\$71 trillion	OR: \$7,100,000,000,000
4:30 p m, January 19	OR: half after four o'clock, on the nineteenth of January

No one could see any use for the forms in the second column. Those in the first column were far easier to read and simpler to write and were clearly to be preferred in business writing. However, after some discussion, we tended to agree that Tiffany's had had the right idea in an ad that displayed a picture of an elegant diamond necklace along with the legend "Eighty-seven thousand five hundred and twenty-five dollars." Somehow, we felt, if they were going to charge that elegant a price, the least they could do was spell it out. Moreover, we tended to agree that those who wanted to de-emphasize the size of the federal debt might have dismissed it as "only \$7.1 trillion," whereas those who wanted to emphasize the enormity of the amount might well have written "The federal debt now stands at \$7,100,000,000,000" and thereby have forced upon us a sense of the magnitude of the amount by making us calculate it for ourselves. Finally, we tended to agree that we would much rather be married at "half after four o'clock, on the nineteenth of January" than at "4:30 p.m., January 19."

These, admittedly, are extreme examples of occasions on which an unusual number style could be justified, but they tend to throw light on the more customary style for expressing numbers and on the notion of style in general. At the very least, these examples suggest that style should not be thought of as a rigid set of rules but rather as a set of principles for adjusting one's means of expression to fit a particular set of circumstances. We express our style in clothes through a varied wardrobe that suits the needs not only of everyday situations but of formal and informal occasions as well. It is the impoverished person who meets

*One dissenter indicated that she simply wanted to get married and didn't much care how the invitations read.

every situation with the same set of clothes. By the same token, it is an impoverished writer who meets all situations with a rigid set of rules. The writer of the Tiffany ad, who chose words instead of figures to express an amount of money, in this instance had some true sense of how to vary style for best effect.

Manipulating principles of style for specific effect ought not to be a random, hit-or-miss exercise but should proceed from some coherent notion about style itself. In the case of numbers, an intelligent control of number style proceeds from an awareness of the difference in effect that results from using figures or using words to express numbers.

Figures are big (like capital letters); when used in a sentence, they stand out clearly from the surrounding tissue of words. As a result, they are easier to grasp on first reading, and they are easier to locate for subsequent reference. Thus whenever quick comprehension and fast reference are important (and this is true of most business writing), figures are to be preferred to words.

But the very characteristics of figures that make them preferable to words can be disadvantageous in certain circumstances. Figures stand out so sharply against a background of words that they achieve a special prominence and obtain a special emphasis. Not all numbers warrant that kind of emphasis, however, and in such cases words are preferable to figures. Keep in mind, too, that figures have the conciseness and the informality of an abbreviation. Thus the more formal the occasion, the more likely one is to spell numbers out (as in the wedding announcement cited on page 588).

Given these basic differences between using figures and using words, it is quite clear why figures are preferred in ordinary business letters. These are typically straightforward communications that pass between business firms and their suppliers or their customers, containing frequent references to price quotations, quantities, shipping dates, credit terms, and the like. Frequently, these numbers represent data that has to be extracted from the letter and processed in some way; they may have to be checked against other numbers or included in some computation or simply transferred to another document. The advantage of figures over words in these ordinary cases is so clear that the point does not need to be argued.

But there is another kind of business writing in which the writer is not dealing with the workaday transactions of the business. It may be a special promotion campaign with an air of elegance and formality; it may be a carefully constructed letter with special stylistic objectives in mind; or it may be a special report that involves community relations and will have a wider distribution than the normal technical business report. This kind of writing tends to occur more often at the executive level, and it tends to occur in the more creative departments of a business (such as sales promotion, advertising, public relations, and customer relations). In this kind of writing, numbers don't occur very frequently; when they do, they are often expressed in words.

As a response to the different needs posed by these two kinds of writing, there are two basic number styles in use today. Both use figures and words but in different proportions. The *figure style* uses figures for all numbers above 10, whether exact or approximate; the *word style* spells out all numbers up through 100 and all numbers above 100 that can be expressed in one or two words (such as *twenty-five hundred*). (Some authorities now state these rules using 9 and 99 in place of 10 and 100.)

As a practical matter, your immediate job may require you to use only the figure style. However, your next job may call for the use of the word style. And if you are working and going to school at the same time (as more and more people are these days), you may find yourself following one style for office work and another for your academic work. Under these circumstances, if you grasp the basic difference between using words and figures to express numbers, you will be better able to decide how to proceed in specific situations without having to consult a style manual each time. In any case, keep the following ideas in mind:

1. There are no absolute rights and wrongs in number style—only varying sets of stylistic conventions that people follow in one set of circumstances or another. There are, however, effective differences in using words or figures, and you should take these differences into account.
2. Before deciding on which number style to follow for a given piece of writing, first determine the basic objective of the material. If the material is intended to communicate information as simply and as briefly as possible, use the *figure style*. If the material is of a formal nature or aspires to a certain level of literary elegance, use the *word style*.
3. Having decided on a basic style, *be consistent in context*. When related numbers occur together in the same context and according to the rules some should go in figures and some should go in words, treat these related numbers all the same way.
4. Treat an approximate number exactly the same way you would treat an exact number. If you would write *50 orders*, then you should also write *about 50 orders*. (If the figure 50 looks too emphatic to you when used in an approximation, the chances are that you should be using the word style—and not just for approximate numbers but throughout.)
5. In areas where the style could go either way (for example, *the 4th of June* vs. *the fourth of June* or *9 o'clock* vs. *nine o'clock*), decide in accordance with your basic style. Thus if you are following the figure style, you will automatically choose the *4th of June* and *9 o'clock*.
6. In expressions involving ages, periods of time, and measurements, use figures whenever these numbers have technical significance or serve as measurements or deserve special emphasis; otherwise, use words. (For example, *you receive these benefits at 65*, *the note will be due in 3 months*, *the parcel weighs over 2 pounds*; but *my father will be sixty-five next week*, *that happened three months ago*, *I hope to lose another two pounds this week*.)
7. Use figures in dates (*June 6*) and in expressions of money (*\$6*) except for reasons of formality or special effect (as in the wedding announcement or the Tiffany ad). Also use figures with abbreviations and symbols and in percentages, proportions, ratios, and scores.
8. Use words for numbers at the beginning of a sentence, for most ordinals (*the third time*, *the twentieth anniversary*), and for fractions standing alone (*one-third of our sales*).

All manuals of style (including this one) include many more than eight rules. They give exceptions and fine points beyond those just summarized. Yet for all practical purposes these eight rules—and the philosophy that underlies them—will cover almost every common situation. Just remember that the conventions of number style were meant to be applied, not as an absolute set of dogmas, but as a flexible set of principles that help to fit the form to the occasion. When manipulated with intelligence and taste, these principles of style can enhance and support your broader purposes in writing.

➤ For a further discussion of number style, see Section 4, pages 120–144.

A Fresh Look at Capitalization

The rules on capitalization give most people fits. First of all, there are a seemingly endless number of rules to master; second, the authorities themselves don't agree on the rules; and third, the actual practices of writers often don't agree with any of the contradictory recommendations of the authorities.

A frequent solution is to pretend that disagreements on capitalization style don't exist; instead, people are given one fixed set of rules to be applied under all circumstances. Yet all too many people never do remember the full complement of rules, and those they do remember they apply mechanically without comprehension. As a result, they never get to see that capitalization can be a powerful instrument of style if it is shrewdly and knowingly used.

To understand the basic function of capitalization, you should know that capitalization gives importance, emphasis, and distinction to everything it touches. That's why we capitalize the first word of every sentence—to signify emphatically that a new sentence has begun.* That's why we capitalize proper nouns like *Marianne* and *California* and *April*—to indicate distinctively that these are the official names of particular people, places, or things. Moreover, when we take a word that normally occurs as a common noun and capitalize it, we are loading into that word the special significance that a proper noun possesses. The *fourth of July*, for example, is just another day in the year; when it signifies a national holiday, it becomes the *Fourth of July*. In exactly the same way, the *white house* that stands at 1600 Pennsylvania Avenue becomes the *White House* when we think of it, not as one of many white houses, but as the residence of the *President*, who is himself something special compared to the *president* of a business organization.

This process of giving special significance to a common noun and transforming it into a proper noun explains why we capitalize names coined from common nouns—for example, the *Windy City*, the *First Lady*, the *Sunflower State*, the *Stars and Stripes*, *Mother's Day*, and the *Industrial Revolution*. And it also explains why manufacturers who coin trade names try to register them whenever possible. As long as they can get legal protection for these names, they are entitled to capitalize them. The owners of such trade names as *Coke*, *Kleenex*, *Frisbee*, *Dacron*, *Levi's*, and *Xerox* are likely to take legal action against anyone who uses such words generically. They are determined to protect their rights zealously because they don't want to lose the distinctive forcefulness that a capitalized noun possesses. In this respect they demonstrate an understanding of the function of capitalization that few of us can compete with.

Once it becomes clear that capitalization is a process of loading special significance into words, it's easier to understand why capitalization practices vary so widely. Individual writers will assign importance to words from their own vantage points. The closer they are to the term in question, the more inclined they will be to capitalize it. Thus it is quite possible that what is important to me (and therefore worthy of capitalization) may not be important to you and thus will not be capitalized in whatever you write.

*A number of years ago a group of students at Williams College objected to capitalizing the first letter of the first word of a sentence on the grounds that it "unfairly prioritize that letter at the expense of the other underprivileged letters that follow."

One could cite any number of examples to prove the point. A retail merchant will take out full-page ads in order to exclaim in print about a *Year-End Clearance Sale*. The rest of us can respect the merchant's right to capitalize the phrase, but we are under no obligation to share the merchant's enthusiasm for what is, after all, just another *year-end clearance sale*. In legal agreements, as another example, it's customary to load such terms as *buyer* and *seller* with the significance of proper nouns and thus write, "The *Buyer* agrees to pay the *Seller* . . ."; in all other contexts, however, this kind of emphasis would not be warranted.

Once you understand that it is appropriate to capitalize a given term in some contexts but not necessarily in all contexts, a lot of the agony about capitalization disappears. Instead of trying to decide whether *Federal Government* or *federal government* is correct, you should recognize that both forms are valid and, depending on the context and the importance you want to attach to the term, one form will be more appropriate to your purpose than another. If you are a federal employee, you are very likely to write *Federal Government* under all circumstances, out of respect for the organization that employs you. If you are not a government employee, you are more likely to write *federal government* under ordinary circumstances. If, however, you are writing to someone connected with the federal government or you are writing a report or document in which the federal government is strongly personified, you will probably choose the capitalized form.

By the same token, you need not agonize over the proper way to treat terms like *advertising department*, *finance committee*, and *board of directors*. These are well-established generic terms as well as the official names of actual units within an organization. Thus you are likely to capitalize these terms if they refer to units within your own organization, because as an insider you would be expected to assign a good deal of importance to such things. But you wouldn't have to capitalize these terms when referring to someone else's organization unless for reasons of courtesy or flattery you wanted to indicate that you considered that organization important. (For example, "I would like to apply for a job as copywriter in your Advertising Department.") Moreover, when writing to outsiders, you should keep in mind whether or not they would assign the same importance you do to units within your organization. In an interoffice memo you would no doubt write, "Celeste Jackson has been appointed to the Board of Directors"; in a news release intended for a general audience, you would more likely write, "Celeste Jackson has been appointed to the board of directors of the Wilmington Corporation."

This switch in form from one context to another will appear surprising only to those who assume that one form is intrinsically right and the other intrinsically wrong. Actually, there are many more familiar instances of this kind of flexibility. We normally write the names of seasons in lowercase (for example, *spring*), but when the season is meant to be personified, we switch to uppercase (*Spring*). The words *earth*, *sun*, and *moon* are normally expressed in lowercase, but when these terms are used in the same context with proper names like *Mars* and *Venus*, they are also capitalized. Or we write that we are taking courses in *history* and *art*, but once these terms become part of the official names of college courses, we write *History 101* and *Art 5C*.

Once you come to view capitalization as a flexible instrument of style, you should be able to cope more easily with ambiguous or conflicting rules. For example, one of the most troublesome rules concerns whether or not to capitalize titles when they follow a person's name or

are used in place of the name. According to a number of authorities, only the titles of “high-ranking” officials and dignitaries should be capitalized when they follow or replace a person’s name. But how high is high? Where does one draw the line? You can easily become confused at this point because the authorities as well as individual writers have drawn the line at various places.* So it helps to understand that the answer to how high is high will depend on where you stand in relation to the person named. At the international level, a lot of us would be willing to bestow initial caps on the *Queen of England*, the *Pope*, the *Secretary-General of the United Nations*, and people of similar eminence. At the national level in this country, many of us would agree on honoring with caps the *President*, the *Vice President*, Cabinet members (such as the *Attorney General* and the *Secretary of Defense*), and the heads of federal agencies and bureaus (such as the *Director* or the *Commissioner*) but probably not lower-ranking officials in the national government. (However, if you worked in Washington and were closer to those lower-ranking people, you might very well draw the line so as to include at least some of them.) At the state level, we would probably all agree to honor the *Governor* and even the *Lieutenant Governor*, but most of us would probably refer to the *attorney general* of the state in lowercase (unless, of course, we worked for the state government or had dealings with the official in question, in which case we would write the *Attorney General*). Because most people who write style manuals are removed from the local levels of government, they rarely sanction the use of caps for the titles of local officials; but anyone who works for the local government or on the local newspaper or has direct dealings with these officials will assign to the titles of these officials a good deal more importance than the writers of style manuals typically do. Indeed, if I were writing to the mayor of my town or to someone in the mayor’s office, I would refer to the *Mayor*. But if I discuss this official with you in writing, I would refer to the *mayor*; in this context it would be bestowing excessive importance on this person to capitalize the title.

What about titles of high-ranking officials in your own organization? They certainly are important to you, even if not to the outside world. Such titles are usually capped in formal minutes of a meeting or in formal documents (such as a company charter or a set of bylaws). In ordinary written communications, however, these titles are not—as a matter of taste—usually capitalized, for capitalization would confer an excessive importance on a person who is neither a public official nor a prominent dignitary. But those who insist on paying this gesture of respect and honor to their top executives have the right to do so if they want to. (And in some companies this gesture is demanded.)

In the final analysis, the important thing is for you to establish an appropriate capitalization style for a given context—and having established that style, to follow it consistently within that context, even though you might well adopt a different style in another context. Though others may disagree with your specific applications of the rules, no one can fault you if you have brought both sense and sensitivity to your use of capitalization.

➤ For a further discussion of capitalization style, see Section 3, pages 92–119.

*Some authorities now take the position that *no* titles should be capped when they follow or replace a person’s name—not even such titles as the *President*, the *Queen of England*, the *Pope*, or the *Secretary-General of the United Nations*. For a further discussion of this matter, see ¶1313b.

The Comma Trauma

Consider the poor comma, a plodding workhorse in the fields of prose—exceedingly useful but like most workhorses overworked. Because it can do so many things, a number of writers dispense the comma to cure their ailing prose the way doctors dispense aspirin: according to this prescription, you take two at frequent intervals and hope the problem will go away. Other writers, having written, stand back to admire their handiwork as if it were a well-risen cake—and for the final touch they sprinkle commas down upon it like so much confectioners' sugar. And one writer I know, when pushed to desperation, will type several rows of commas at the bottom of her letter and urge you to insert them in the text above wherever you think it appropriate.

It's too bad that commas induce a trauma in so many writers. Despite the seemingly endless set of rules that describe their varied powers, commas have only two basic functions: they either separate or set off. Separating requires only one comma; setting off requires two.

The separating functions of the comma, for the most part, are easy to spot and not hard to master. A separating comma is used:

1. To separate the two main clauses in a compound sentence when they are joined by *and*, *but*, *or*, or *nor*.
2. To separate three or more items in a series (*Tom, Dick, and Harry*)—unless all the items are joined by *and* or *or* (*Bob and Carol and Ted and Alice*).
3. To signify the omission of *and* between adjectives of equal rank (as in *a quiet, unassuming personality*).
4. To separate the digits of numbers into groups of thousands (*30,000*).

Writers get into trouble here mostly as a result of separating things that should not be separated—for example, a subject and a verb (*Bob, Carol, Ted, and Alice* ~~decided~~ to see a movie) or an adjective and a noun (*a quiet, unassuming* ~~personality~~). Yet this is not where the comma trauma begins to set in.

The real crunch comes with the commas that set off. These are the commas that set off words, phrases, or clauses that (1) provide additional but nonessential information or (2) are out of their normal order in the sentence or (3) manage, in one way or another, to disrupt the flow of the sentence from subject to verb to object or complement. What makes it so difficult for people to use these commas correctly is that they have a hard time analyzing the difference between an expression used as an essential element in one context and as a nonessential element in another.

Consider the following example. I would venture that most people have been taught to punctuate the sentence exactly as it is given here:

It is therefore essential that we audit all a counts at once

To be specific, they have probably been taught that *therefore* is always nonessential when it occurs within a sentence and that it must therefore always be set off by commas. What they probably have not been taught is that commas that set off (unlike commas that separate) usually signal the way a sentence should sound when spoken aloud. For example, if I were to

read the foregoing sentence aloud the way it has been punctuated, I would pause slightly at the sign of the first comma and then let my voice drop on the word *therefore*:

IT IS, therefore, ESSENTIAL . . .

Now if this is the reading that is desired, then the use of commas around *therefore* is quite correct. Yet I would venture that most people would read the sentence this way:

It is THEREFORE essential . . .

letting the voice rise on *therefore* to give it the special emphasis it demands. If this is the desired reading, then commas would be altogether wrong in this sentence, for they would induce a “nonessential” inflection in the voice where none is wanted.

If people have been mechanically inserting commas around *therefore* and similar words where commas do not belong, it is because they have not been encouraged to listen to the way the sentences are supposed to sound. Certainly once you become aware of the differences in inflection and phrasing that accompany essential and nonessential elements, it becomes a lot easier for you to distinguish between them and to insert or omit commas accordingly. Given this kind of approach, sentences like the following pair are simple to cope with.

Please let me know *if I have remembered everything correctly*.

He said he would meet us at three, *if I remember correctly*.

Although it would be possible, by means of a structural analysis, to establish why the first *if* clause is essential and why the second is not, you would do well to be guided by the inflection implied in each sentence. In the first instance, the voice arcs as it bridges the gap between *Please let me know* and *if I have remembered everything correctly*. In the second instance, the inflectional arc embraces only the first part of the sentence, *He said he would meet us at three*; then comes a slight pause followed by the *if* clause, which is uttered in a much lower register, almost as if it were an afterthought.

As you gain confidence in your ability to detect the inflectional patterns characteristic of essential and nonessential expressions, you should have no difficulty in picking your way through a variety of constructions like these:

I must report, *nevertheless*, that his work is unsatisfactory.

I must *nevertheless* report that his work is unsatisfactory.

The location, *I must admit*, is quite attractive.

The location is one *I must admit* I find attractive.

There are, *of course*, other possible answers to the problem.

It is *of course* your prerogative to change your mind.

This awareness of inflectional patterns is especially helpful when it comes to coping with appositives, a frustrating area in which the use or omission of commas often seems illogical. When the appositive expression is truly nonessential, as in:

Ed Brown, *the president of Apex*, would like to meet you.

the customary pause and the characteristic drop in voice are there. And when the appositive expression is essential, as in phrases like *the year 2007* and *the term “recommend,”* you can hear the single inflectional arc that embraces each group of words in one closely knit unit. You can also hear the same continuous arc in the phrase *my wife Marie*. By all that is logical, the name *Marie* should be set off by commas because it is not needed to establish which of my wives

I'm speaking about; I have only one wife. Yet according to today's standards, *my wife Marie* is considered good form. Although not essential to the meaning, the name *Marie* is treated as if it were essential because of what style manuals call "a very close relationship with the preceding words." Although it is difficult, if not impossible, to state in concrete terms what constitutes "a very close relationship," you can tell by the sound when it exists. There is a very subtle but very real difference in the phrases *my sister Florence* and *my sister, Florence Stern*. When the full name is given, there tends to be a slight pause after *sister* and the voice tends to drop while uttering the full name. Yet it is not safe to conclude that adding the second name accounts for the difference in the inflection, for when one speaks of *the composer John Cage* or *the author Toni Morrison*, one hears the same inflectional pattern as in *my wife Marie* or *the year 2007*. So in the case of appositives, it is wise to be wary of simple generalizations and to listen attentively in each case to the way the expression ought to sound.

In stressing, as I have, the significance of inflection and phrasing as a guide to the use of commas, I do not mean to suggest that one can punctuate by sound alone and can safely ignore structure and meaning. What I am suggesting is that in a number of cases, such as those I have cited, an awareness of the sound of sentences can help you grasp relationships that might otherwise be obscure.

There are many other problems involving the comma that should be discussed here, but someone else (Ogden Nash, perhaps) will have to take over . . .

And now if you'll excuse me comma

I must lie down and have my trauma

➤ For a further discussion of the rules governing the use of commas, see ¶¶122–175.

The Plight of the Compound Adjective—Or, Where Have All the Hyphens Gone?

The hyphen, it grieves me to report, is in trouble. Indeed, unless concerted action is taken at once, the hyphen is likely to become as extinct as the apostrophe in *teachers college*. The problem can be traced to two dangerous attitudes that are afoot these days. One is revolutionary in tone; its motto: "Compound adjectives, unite! You have nothing to lose but your hyphens." The other attitude reflects the view of the silent majority. These are the people who don't pretend to know how to cope with the "hyphen" mess; they just earnestly wish the whole problem would quickly disappear. It may now be too late to reverse the long-range trend. For the present, however, the hyphen exists—and anyone who expects to work with words at an acceptable level of proficiency needs to come to terms with the noble beast. Here, then, is a last-ditch effort to make sense out of an ever-changing and possibly fast-disappearing (but not-soon-to-be-forgotten) aspect of style.

As a general rule, the English language depends largely on word order to make the relationships between words clear. When word order alone is not sufficient to establish these relationships, we typically resort to punctuation. It is in this context that the hyphen has a real service to offer. The function of the hyphen is to help the reader grasp clusters of words—or even parts of words—as a unit. When a word has to be divided at the end of a line, the hyphen signifies the connection between parts. Whenever two or more words function as a unit

but cannot (for one reason or another) be written either as a solid word or as separate words, the hyphen clearly links these words and prevents a lapse in comprehension.

If hyphens are typically required in compound adjectives, it is because there is something “abnormal” about the word order of such expressions. Other kinds of modifiers, by contrast, do not require hyphens. For example, if I write about “a *long, hard* winter,” I am actually referring to a winter *that will be long and hard*; so I need a comma—not a hyphen—to establish the fact that *long* and *hard* modify *winter* independently. If I write about “a *long opening* paragraph,” the word order makes it clear that *opening* modifies *paragraph* and that *long* modifies the two words together; so no punctuation is needed to establish the fact that I’m speaking about “an *opening paragraph that is long*.”

However, if I write about “a *long-term* loan,” an entirely different relationship is established between the elements in the modifier. I am not speaking of a *loan* that is *long* and *term*, nor am I referring to a *term loan* that is *long*. I am speaking about a loan “that is to run for a *long term* of years.” The words *long-term* (unlike *long, hard* or *long opening*) have an internal relationship all their own; it is only as an integral unit that these two words can modify a noun. Thus a hyphen is inserted to establish this fact clearly.

For a better understanding of the internal relationship that exists between the elements in a compound adjective, one has to go back to its origins. A compound adjective is actually a compressed version of an adjective phrase or clause. For example, if I describe a product as carrying “a *money-back* guarantee,” I am actually talking about “a guarantee *to give you your money back if you are not satisfied with the product*.” Or if I refer to “a *black-tie* affair,” I am really speaking about “an affair *at which men are expected to wear formal clothes with a black tie*.” One can easily see from these examples why compound adjectives are so popular, for these expressions are usually a good deal crisper and livelier than the phrases or clauses they represent. These examples give further evidence of why a hyphen is needed. In each case we have zeroed in on a couple of words, we have wrenched them out of context and out of their normal order in a descriptive phrase or clause, and we have inserted them before a noun as if they were an ordinary adjective—a role these two words were never originally designed to play. Deprived of all the other words that would clearly establish the relationship between them, these elements require a hyphen to hold them together.

The two factors of compression and dislocation are all the justification one needs to hyphenate a compound adjective. However, there are often additional clues to the need for a hyphen. In the process of becoming a compound adjective, the individual words frequently undergo a change in form: “a contract for *two years*” becomes “a *two-year* contract”; “a coworker who has a *sharp tongue*” becomes “a *sharp-tongued* coworker.” Sometimes the words are put in inverted order: “lands *owned by the government*” becomes “*government-owned* lands.” Sometimes the elements undergo a change both in form and in word order: “an employee *who works hard*” becomes “a *hard-working* employee”; “bonds *exempt from taxation*” becomes “*tax-exempt* bonds.” The change in form or the inversion in word order is an additional signal that you are in the presence of a compound adjective and ought to hyphenate it.

If the compound adjective is so simple to understand in theory, why is it so difficult to handle in practice? A good deal of the problem can be traced to a neat but now-discredited rule: “Hyphenate compound adjectives when they precede the noun but not when they follow the noun.” It was indeed a very neat rule but not a very precise one. Let’s take it apart and see why.

It is quite true that compound adjectives should be hyphenated when they occur *before* a noun—for the most part. There's the catch—"for the most part." The exceptions seem to occur in such a random, hit-and-miss, now-and-then, flip-a-coin, make-it-up-as-you-go-along fashion that one begins to lose respect for the rule. Yet there is a very definite pattern to the exceptions. Keep in mind that the hyphen serves to hold a cluster of words together as a unit. If, through some other means, these words make themselves clearly recognizable as a unit, the hyphen is superfluous and can be omitted. There are at least three such situations when a hyphen is unnecessary: when the compound modifier is a proper name, when it is a well-recognized foreign expression, and when it is a well-established compound noun serving as a compound adjective. Let's look at some samples.

If I speak of "a *Madison Avenue* agency," the capital *M* and *A* virtually guarantee that the expression will be quickly grasped as a unit. And if I talk about "a *bona fide* contract," the reader will recognize this Latin expression as a unit without the help of a hyphen. By the same token, terms like *social security*, *life insurance*, and *high school* are so well established as compound nouns that when they are used as adjectives, we immediately grasp such expressions as a unit, without the support of any punctuation.

If no hyphen is needed in "*social security* benefits," one may well ask why a hyphen is required in "*short-term* benefits." After all, words like *short term* and *long range* are adjective-noun combinations that closely resemble *social security*, *life insurance*, and *high school*. Why hyphenate some and not others? The reason is this: Words like *short term*, *long range*, and *high level* don't have any standing as compound nouns in their own right; they do not represent a concept or an institution (as terms like *social security* and *life insurance* do). Therefore, these words require a hyphen to hold them together when they occur before a noun.

Once you grasp the difference between *social security* and *short-term* as compound adjectives, you can use these two expressions as touchstones in deciding how to handle other adjective-noun combinations. With a principle like this in hand, you don't have to engage in profound analysis to resolve the "hyphen problem." Consider a random list of examples such as these:

a <i>red letter</i> day	a <i>white collar</i> worker
a <i>civil service</i> test	a <i>real estate</i> agent
<i>income tax</i> refund	<i>word processing</i> software
<i>long distance</i> calls	<i>high level</i> decisions

The expressions *civil service*, *income tax*, *real estate*, and *word processing* all resemble *social security*, since they stand for well-known concepts or institutions; therefore, as compound adjectives they can all be written without hyphens. However, *red-letter*, *long-distance*, *white-collar*, and *high-level* are much more like *short-term* and should have a hyphen.

So much for compound adjectives before the noun. When they occur *after* the noun, according to the traditional rule, they should not be hyphenated. Yet this traditional formulation is somewhat misleading. If we aren't supposed to hyphenate a "compound adjective" when it follows a noun, it's for the simple reason that the words in question no longer function as a compound adjective—they are playing a normal role in a normal order. It's one thing to use hyphens in the expression "an *up-to-date* report," for a prepositional phrase doesn't normally belong before a noun. However, if I said "This report is *up to date*," there would be no more

justification for hyphenating here than there would be if I said “This report is *in good shape*.” Both expressions—*in good shape* and *up to date*—are prepositional phrases playing a normal role in the predicate.

However, if the expression still exhibits an abnormal form or inverted word order in the predicate, it is still a compound adjective—and it must still be hyphenated. For example, whether I speak of “*tax-exempt* items” or say “these items are *tax-exempt*,” the hyphen must be inserted because regardless of where it appears—*before* or *after* the noun—the expression is a compressed version of the phrase “exempt from taxation.”

There are at least four kinds of compound adjectives that must always be hyphenated *after* as well as *before* the noun (because of inverted word order or change of form). These compound adjectives consist of the following patterns:

noun + adjective (<i>duty-free</i>)	adjective + participle (<i>soft-spoken</i>)
noun + participle (<i>interest-bearing</i>)	adjective + noun + <i>ed</i> (<i>old-fashioned</i>)

Once you learn to recognize these four patterns, you can safely assume that any compound adjective that fits one of these patterns must always be hyphenated, no matter where it falls in a sentence.*

Compound terms that are derived from computer technology pose a special problem, because a number of terms often appear in current writing in several ways. Consider, for example, the term *e-mail*, whether it is used as a noun or as an adjective (as in *an e-mail message*). This term is now rarely seen spelled as *E-mail* (its original form), it is still most frequently seen as *e-mail* (with a hyphen), but it is now increasingly appearing as *email* (without a hyphen). If you are making a style decision with only this one word in mind, you may very well decide to go with *email*. However, if you are trying to maintain a unified style for all the terms beginning with *e-*, you will first have to consider how all the words in this category are now commonly spelled. Once you observe that most of them are spelled with a hyphen (for example, *e-business*, *e-commerce*, *e-tailing*), you will be less likely to drop the hyphen in *e-mail* until you discern a trend to spell all the *e-* words as solid words.

➤ *For a detailed discussion of the styling problems that arise with compound computer terms, see ¶847.*

It does no good to pretend that compound adjectives are an easy thing to master. They aren't. And for that very reason people who have to cope with these expressions need more guidance than they get from a simple “hyphenate before but not after” kind of rule. In the final analysis, what becomes of the hyphen over the long run is of little consequence. What does matter is that we express ourselves with precision, verve, and grace. If the hyphen can help us toward that end, why not make use of it?

➤ *For a further discussion of the treatment of compound adjectives, see ¶¶813–832.*

*There is only one worm in this rosy apple: some of the words that fit these patterns are now acceptably spelled as one word. For example:

Normal Pattern	Exception	Normal Pattern	Exception
water-repellent	waterproof	half-baked	halfhearted
time-consuming	timeworn	clear-sighted	clearheaded

The Semicolon; and Other Myths

In certain circles that I move in, the fastest way I know to start a quarrel is to attack the semicolon. If I knocked my friends' politics or sneered at their religious beliefs, they would simply smile. But attack their views on the semicolon and they reach for a bread knife. Why this particular mark of punctuation should excite such intense passion escapes me. The semicolon has always been a neurotic creature, continually undergoing an identity crisis. After all, it is half comma and half period, and from its name you would think it is half a colon. It is hardly any wonder, then, that a lot of people are half crazy trying to determine who the semicolon really is and what its mission in life is supposed to be.

In the course of this brief essay, I am going to explore three myths that have grown up over the years about the semicolon and about some other marks of punctuation.

Myth No. 1: If either clause in a compound sentence contains an internal comma, use a semicolon (not a comma) before the coordinating conjunction that connects the clauses. According to this line of reasoning, it is all right to use a comma in a compound sentence like this:

The meeting in Salem has been canceled, but all other meetings will go on as scheduled.

However, if I use commas for a lesser purpose within either clause (for example, by inserting *Oregon* after *Salem* and setting it off with commas), then the comma before the conjunction must be upgraded to a semicolon.

The meeting in Salem, Oregon, has been canceled; but all other meetings will go on as scheduled.

It is harsh, I concede, to dismiss this rule as a myth when it has been taught for years in various classes and various texts. But the fact is that almost no one punctuates that way anymore. The trouble with using a semicolon in such sentences is that it creates a break that is too strong for the occasion. It closes down the action of the sentence at a point where the writer would like it to keep on going. So contemporary writers see nothing wrong with using commas simultaneously to separate clauses and to perform lesser functions within the clauses—unless, of course, total confusion or misreading is likely to result. But in most cases it doesn't. In the following sentence, commas are used both *within* clauses and *between* clauses without any loss of clarity and also without any loss of verbal momentum.

On March 14, 2007, I wrote to your credit manager, Mr. Lopez, but I have not yet heard from him.

This simultaneous use of commas within and between clauses may look offensive to anyone accustomed to the traditional rule. The fact remains that we have been using commas for both purposes in *complex* sentences all along, and it has never occasioned any comment.

Although I wrote to your credit manager, Mr. Lopez, on March 14, 2007, I have not yet heard from him.

It should be clearly understood that the use of a semicolon before the conjunction in a compound sentence is not wrong. If you want a strong break at that point, the semicolon can and should be used. But you ought to know that the reason for using it is the special effect it creates—and not the presence of internal commas. For example:

I have tried again and again to explain to George why the transaction had to be kept secret from him; but he won't believe me.

➤ For a further discussion of the use of a semicolon in a compound sentence, see ¶¶176–177.

Myth No. 2: Always use a semicolon before an enumeration or an explanation introduced by *for example*, *namely*, or *that is*. In many cases this rule is quite true, but in other cases either a colon or a comma is better suited to the occasion. Let's look at some examples.

There are several things you could do to save your business (?) namely, try to get a loan from the bank, find yourself a partner with good business judgment, or pray that your competitor goes out of business before you do.

If you put a semicolon before *namely*, you will close the action down just when the sentence is starting to get somewhere. Because the first part of the sentence creates an air of anticipation, because it implicitly promises to reveal several ways of saving the business, you need not a mark that closes the action down but one that supports the air of anticipation. Enter the colon.

The colon is one of the underrated stars in the firmament of punctuation. It would be more widely used, perhaps, if its sound effects were better understood. The colon is the mark of anticipation. It is a blare of trumpets before the grand entrance; it is the roll of drums before the dive off the 100-foot tower. It marks the end of the buildup and gets you ready for "the real thing." Thus:

There are several things you can do to save your business: namely, try to get a loan . . .

Consider this example, however:

Express numbers in figures when they are accompanied by abbreviations; for example, 4 p.m., 8 ft.

The first part of this sample sentence expresses a self-contained thought. If the sentence ended right there, the reader would not be left up in the air. The examples that follow are unexpected, unanticipated, added on almost as an afterthought. We're glad to have them, but they aren't anything we were counting on. The semicolon here is quite appropriate; it momentarily closes down the action of the sentence after the main point is expressed.

In other situations a comma may be the best mark to use before *namely*, *for example*, or *that is*. Consider this sentence as an example:

Do not use quotation marks to enclose an *indirect quotation*, that is, a restatement of a person's exact words.

In this case, a semicolon would be inappropriate before *that is* because it would close off the action just as we were about to get a definition of a term within the main clause. Moreover, a colon would be inappropriate because it would imply that the sentence up to that point was a buildup for what follows—and that is not true in this case. Here all that is needed is a simple comma to preserve the close relationship between the term *indirect quotation* and the explanatory expression that follows it.

➤ *For a further discussion of the use of a semicolon with for example, namely, or that is, see ¶¶181–183.*

Myth No. 3: When a polite request is phrased as a question, end it with a period. This is another statement that does not, unfortunately, always hold true. In fact, once a period is used at the end of some requests, they no longer sound very polite. I once posted the following note in my home: "Will you please close the door." My children knew that this was not really a polite request but a firm parental command. When they chose to ignore it, I amended the sign to read, "Will you please close the door!" (I was relying on the exclamation point to carry the full force

of my exasperation.) That approach failed too, so I tried a new tack in diplomacy, amending the sign once again: "Will you please close the door?" My children now knew they had broken my spirit. They now sensed in the sign a pleading note, a petitioning tone, the begging of a favor. They also knew that now I was asking them a real yes-or-no question (or at least I was creating the illusion of asking). Then, in the paradoxical way that children have, once they knew they had the chance to say no, they began to answer my question with tacit affirmations, tugging the door after them on the way out or kicking it shut behind them on the way in.

My problems with my kids are, of course, my own, but learning how to express and punctuate polite requests tends to be a problem for all of us. Consider, for a moment, the wording of those three signs, alike in all respects except for the final mark of punctuation. The version that ends with a period is really a quiet but nonetheless firm demand. There is no element of a question in it at all. The voice rises in an arc and then flattens out at the end on a note of resolution. In the version that ends with an exclamation point, the voice rises in a higher arc and resounds with greater intensity and force of feeling, but it, too, comes down at the end—this time with something of a bang. In the final version, the one with the question mark, the voice starts on an upward curve and then trails off, still on an upward note. Three different readings of the same words, each with a different impact on the reader—all evoked by three different punctuation marks at the end.

Once you become sensitive to the effects produced by these marks of punctuation, handling polite requests becomes quite simple. All you have to do is say the sentence aloud and listen to the sound of your own voice. If you end the sentence with your voice on an upward note, you know that a question mark is the right punctuation to use. If your voice comes down at the end, you know that you need a period. And if you really feel forceful about it, you probably want an exclamation point.

If there is any potential danger in so simple a rule, it is this: we sometimes express our requests orally as flat assertions ("Will you please do this for me.") when, as a matter of good taste and good manners, we ought to be asking a question ("Will you please do this for me?").

Now it is true that in the normal course of events we all make demands on one another, and though we tack on a "Will you please" for the sake of politeness, these are still demands, not questions. As long as your reader is not likely to consider them presumptuous, it is appropriate to punctuate these demands with periods:

Will you please sign both copies of the contract and return the original to me.

May I suggest that you confirm the departure time for your flight before you leave for the airport.

As opposed to these routine demands, there is the kind of polite request that asks the reader for a special favor. Here, if you really want to be polite, you will punctuate your request as a question so as to give your reader the chance to say no.

May I please see you sometime next week?

May I please get an advance copy of the confidential report you are doing?

Will you please acknowledge all my correspondence for me while I'm away?

In these cases you are asking for things that the reader may be unable or unwilling to grant; therefore, you ought to pose these requests as questions. (If you try reading them as statements, you will observe how quickly they change into peremptory demands.) Suppose, however, that these requests were addressed to your subordinates. Under those conditions you would have the right to expect your reader to make the time to see you, to supply you

with an advance copy of the confidential report, and to handle your mail for you; therefore, you would be justified in ending these sentences with periods. But even when you have this authority over your reader, you ought to consider the alternative of asking. The inspired public official who replaced the "Keep Off the Grass" signs with a simple "PLEASE?" understood people and how they like to be talked to. If a question mark will get faster results or establish a nicer tone, why not use it?

► For a further discussion of polite requests, see ¶103.

There are other myths that one could discuss, but these three are sufficient to permit me to make one central point. Mastery over the rules of punctuation depends to a considerable extent on cultivating a sensitivity to the way a sentence moves and the way it sounds.

Punctuating by ear has come to be frowned on—and with much justification—for it has come to mean punctuating solely by feeling, by instinct, by intuition, without much regard for (or knowledge of) the structure of the language and the function of punctuation. Yet the solution, it seems to me, is not to abandon the technique of punctuating by ear but to cultivate it, to develop in yourself a disciplined sense of the relationship between the sound and the structure and the mechanics of language. Many authorities on language, if pressed, have to concede that they often consider first whether a thing sounds right or looks right: only then do they utter a pronouncement as to why it is right. If they rely on their ears for this kind of assurance, then why don't you cultivate the same skill?

Re: Abbrevs.

Sensitive environmentalists will tell you that emissions from smokestacks and automobile exhaust pipes are not the only forms of pollution that are potentially deadly to human beings. All about us are forces of depersonalization that continually menace the human touches that have previously graced our lives. Most of us have become reconciled to being numerical entities on computer printouts. Those of us who are old enough to remember those elegant telephone exchanges (*PLaza 9, ASpinwall 7*) have had to reconcile ourselves to their numerical replacements (*759, 277*).

But new forms of pollutants continually appear on the atmospheric scene. We are beginning to choke—some of us—on the fog of initialisms and abbreviations and "memorable" acronyms that are intended to identify worthwhile examples of human endeavor. One gem is *HURRAH* (*Help Us Reach and Rehabilitate America's Handicapped*), an instance where a dignified cause is demeaned by a fatuous label, a hollow cheer, an irrelevant salute. Perhaps in self defense I ought to found a group called *HELP* (*Help Eliminate Linguistic Pollution*).

To put matters in perspective, it may help to think of abbreviations as belonging to the same class of objects as instant coffee and TV dinners. They don't take up much space and they're great when you're in a hurry, but they never have the taste of the real thing. Abbreviations are always appropriate in highly expedient documents (such as invoices, purchase orders, low-level interoffice memos, and routine e-mail messages and other correspondence), where the emphasis is on precise communication of data in the briefest possible space without concern for style or elegance of expression. But in other kinds of writing, where some attention is given to the *effect* to be made on the reader, a more formal style prevails—and under these circumstances only certain kinds of abbreviations are acceptable.

Some that are always acceptable, even in the most formal contexts, are those that precede or follow personal names (*Mr., Mrs., Ms., Jr., Sr., Ph.D., Esq.*), those that are part of an organization's legal name (*Inc., Ltd., Co.*), those used in expressions of time (*a.m., p.m., PST, EDT*), and a few miscellaneous expressions (such as *B.C.* and *A.D.* or *C.E.* and *B.C.E.*).

Those venerable Latin abbreviations *etc., i.e., e.g.*, and the like are usually acceptable, but in writing that aspires to a certain elegance or formality they ought to be replaced, not by the full Latin expressions, but rather by the English expressions *and so forth* (or *and the like*), *that is*, *for example*, or appropriate equivalents.

Organizations with long names are now commonly identified by their initials in all but the most formal writing—*AFL-CIO, UNICEF, FBI, PBS*. In fact, some organizations—for example, *AAA, AARP, ABC*, and *NBC*—have now adopted these abbreviations as their formal names.

Even the initials *U.S.* are now acceptable in all but the most formal writing when used in the names of federal agencies (such as the *U.S. Department of Labor*). However, using the initials by themselves (as in *throughout the U.S.*) is bad form.

Abbreviations of days of the week, of names of months, of geographic names, and of units of measure are appropriate only in business forms, in correspondence that is clearly expedient, and in tables where space is tight.

Although it may seem troublesome knowing *when* to abbreviate, it is often more troublesome knowing *how* to abbreviate. There are so many variations in style (involving the use of caps or lowercase, the use or omission of periods, and the use or omission of internal space) that it is often difficult to find an authoritative source to follow. (The eleventh edition of *Merriam-Webster's New Collegiate Dictionary*, for example, omits virtually all periods in its treatment of abbreviations, as if this were now the commonly accepted practice.)

Here are a few safe guidelines:

1. An all-cap abbreviation made up of the initials of several words is normally written without periods and without internal space (for example, *IBM, UAW, CEO, CD-ROM, SEC, IQ*). The only major exceptions are geographic names (such as *U.S.A.*), academic degrees (such as *B.A., M.D.*), and a few odd expressions (such as *A.D., C.E.,* and *P.O.*).
2. A lowercase abbreviation that consists of the initials of several words is normally written *with* a period after each initial but *without* space after internal periods (*a.m., e.g.*).
3. When an abbreviation can be styled in all-caps (*COD, FOB*) or in lowercase (*c.o.d., f.o.b.*), reserve the use of all-caps for business forms and similar documents where the blatant look of the capitals will not matter.
4. When an abbreviation stands for several words and consists of more than initials, insert a period and a space after each element in the abbreviation (for example, *Lt. Col., nt. wt.*). Academic degrees, however, are an exception: write them *with* the periods but *without* internal space (for example, *Ph.D., Ed.D., LL.B.*).
5. A person's initials are now usually written without periods and space (as in *JFK*) unless they are part of the full name (as in *J. F. Kennedy*).

So much, in brief, for abbreviations. Useful devices on many occasions, but—except for an *R.S.V.P.* delicately scripted in the lower left corner of a formal invitation—not very elegant.

➤ *For a further discussion of the treatment of abbreviations, see Section 5, pages 145–171.*

Pronunciation Problems

The following list of terms represents common pronunciation problems that plague even highly educated people. A good part of the difficulty arises from the fact that the way a word is pronounced may have little relationship to the way it is spelled. (See, for example, the entry for *Natchitoches*.) Or the accent may fall on a syllable where you would not expect it to. (See the entry for *Willamette*.) Further complicating the problem is the existence of regional variations in pronunciation. (See the entries for *Louisville* and *New Orleans*.)

There is no national standard for pronunciation in the United States. Perhaps the nearest thing we have is the pronunciation used by the anchors of the evening news programs on the major TV networks. Thus it is not surprising that many dictionary entries show more than one way to pronounce a given word. In such cases, the first pronunciation shown is considered the preferred pronunciation, that is, the one most commonly heard or the one least likely to cause raised eyebrows. The entries in this appendix ordinarily show only the preferred pronunciation. A few entries will show two pronunciations when they appear to be equally in use.

The judgments reflected in the following entries may strike some readers as wrongheaded or totally at odds with local standards of pronunciation. If you feel confident about pronouncing a word differently from the way it is shown here, go right ahead and say it your way. When you feel less than confident, however, the following guidelines may be of some help.

A priori. Pronounce the *a* as in *hah* or in *hay*. Say *ah-free-AW-ree* or *ay-free-AW-ree*.

Abdomen. Put the accent on the first syllable. Say *AB-duh-mun* (NOT: *ab-DOE-mun*).

Accelerate. Pronounce the first two letters as *ack* (NOT: *as*). Say *ack-SELL-uh-rate*.

Accessory. Say *ack-SESS-uh-ree* (NOT: *ass-SESS-uh-ree*).

Acclimate. Say *ACK-lih-mate*.

Across. Say *uh-KRAWSS* (NOT: *uh-KRAWST*).

Acumen. Say *uh-KYOO-men*.

Ad hoc. Say *ADD-HOCK*.

Adieu. Say *uh-DYOO* (NOT: *uh-DOO*).

Aegis. Say *EEE-jis*.

Affluent, affluence. Put the accent on the first syllable, not the second. Say *AF-floo-ent* and *AF-floo-enss* (NOT: *af-FLOO-ent* and *af FLOO-enss*).

Albeit. Pronounce this word as three syllables. Say *awl-BEE-it*.

Alleged. Say *uh-LEJD* (NOT: *uh-LEJ-ed*).

Alumnus, alumna. The male singular form *alumnus* is pronounced *uh-LUM-nus*. The female singular form *alumna* is pronounced *uh-LUM nuh*. The male plural form *alumni* is pronounced *uh-LUM-neye*. The female plural form *alumnae* is pronounced *uh-LUM-nee*.

Amenable. Say *uh MEE nuh-bul*.

Amicable. Say *AM-ick uh-bul* (NOT: *uh MICK-uh-bul*).

Analogy, analogous. The noun *analogy* is pronounced *uh-NAL-luh-jee*. The adjective *analogous* is pronounced *uh-NAL-luh-gus*.

Angina. Medical professionals typically pronounce this word as *ANN-jinn-uh*. Others typically say *an-JYE-nuh*.

Applicable. Pronounce the first *a* in *applicable* as in *apple*. Say *A-plih-kuh-bul* (NOT: *uh-PLIH-kuh-bul*).

Apricot. Pronounce the *a* as in *apt* (NOT: as in *ape*). Say *A-prih-kot*.

Arctic, Antarctic. Do not overlook the *c* in these words. Say *ARK-tick* and *ant-ARK-tick* (NOT: *AR-tick* and *ant-AR-tick*).

Arkansas, Kansas. There's no sound of *Kansas* in *Arkansas*. *Kansas* is pronounced *KAN-zus*. *Arkansas* is pronounced *ARR-kin-saw*. However, when talking about the residents of these two states—Kansans and Arkansans—say *KAN-zuhnz* and *arr-KAN-zuhnz*.

Asterisk. Pronounce the last syllable exactly as it is spelled—*risk* (NOT: *rick* or *rix*).

Athlete. This is a two-syllable word. Say *ATH-leet* (NOT: *ATH-uh-leet*).

Augh. The letters *ugh* are usually pronounced as *AW*: *aught*, *caught*, *daughter*, *distraught*, *fraught*, *haughty*, *naughty*, *onslaught*, *slaughter*, *taught*. There is one notable exception: *ugh* is pronounced as *AFF* in *laughter*. Note the difference in the pronunciation of *manslaughter* (*MAN-slaw-ter*) and *man's laughter* (*MANZ-LAFF-ter*).

Aunt. Whether you say *ANT* (as in *can't*) or *ONT* (as in *font*) will depend on where you grew up. Either pronunciation is acceptable.

Awry. Say *uh-RYE* (NOT: *AW-ree*).

Bass. Rhyme this word with *class* when it refers to fish. Rhyme it with *case* in all its other meanings.

Because. Say *bih-KAWZ* (NOT: *bee-KUHZ* or *bee-KAWSS*).

Beijing. Say *bay-JEENG* (NOT: *bay-ZHEENG*).

Beirut. Say *bay-ROOT* (NOT: *by-ROOT*).

Beloit. This city in Wisconsin is pronounced *buh-LOYT*.

Berlin. The city in Germany is pronounced *buhr-LINN*. The cities in New Hampshire and Wisconsin are pronounced *BUHR-linn*.

Binghamton. See *-ham*.

Birmingham. See *-ham*.

Boise. Residents of Idaho say *BOYsee*. Others usually say *BOY-zee*.

Bon mot. Say *bohn MOH*.

Bona fide. Say *BOH nuh FIDE*.

Boutique. Say *boo-TEEK* (NOT: *boh-TEEK*).

Bow. Rhyme *bow* with *how* when it refers to the front part of a ship or the act of bending or yielding. Rhyme *bow* with *hoe* in all its other meanings.

Bowdoin. This college in Maine is pronounced *BOE dun*.

Breech, breeches. The singular form, *breech*, is pronounced exactly as it is spelled—*BREECH*. The plural form, *breeches* (referring to a pair of pants), is pronounced *BRIH-chiz*.

Buffet. When referring to a sideboard or table covered with food, say *buh-FAY* (NOT: *boo-FAY*). When using the word in all its other meanings, say *BUH-feht*.

Bungee. When referring to a bungee cord or bungee jumping, say *BUHN-jee*.

Butte. This city in Montana is pronounced like *beaut* in *beautiful*.

Cachet. Say *cash-SHAY*.

Cairo. In Egypt this city is pronounced *KYE-roe*. In Illinois it is pronounced *KAY-roe*.

Calais. In France this city is pronounced *kal-LAY*. In Maine it is pronounced *KAL-lus*. The *cal* in Calais rhymes with *pal*.

Caribbean. There is no clear preference for *kuh-RIB-bee-yan* over *kar-riB-BEE-yan*, so take your pick.

Carmel. In California this city is pronounced *car-MEL*. In Indiana it's pronounced *CAR-mel*.

Caste. Rhyme *caste* with *past* (NOT: with *paste*).

Cay, Cayman. The word *cay* is pronounced *KEY* and has the same meaning as *key* (an island or reef). However, *cay* is pronounced *KAY* when referring to the Cayman Islands.

Celtic. When referring to the people or their language, say *KELL-tick*. When referring to a Boston basketball player, say *SELL-tick*.

Chaise longue. This French term for a *long* reclining chair is pronounced *shayz LAWNG* (NOT: *shayz LOWNJ*).

Chamois. This French term for a type of leather or fabric has a distinctly un-French pronunciation in the United States. Say *SHAM-mee* (NOT: *sham-WAH*).

Chaos. Say *KAY-ahss* (NOT: *CHAY-ahss*).

Chassis. This word has the same spelling in the singular and the plural but not the same pronunciation. Say *CHASS-see* for the singular and *CHASS-seez* for the plural.

Cheyenne. This city in Wyoming is pronounced *shy-ENN*.

Chic. Say *SHEEK* (NOT: *CHICK*).

Chimera. Say *kye-MEER-uh*.

Clandestine. Say *clan-DES-tin*.

Clapboard. This term for a type of house siding is pronounced *KLAB-bird* and not as the spelling might suggest.

Clique. Say *KLEEK* (NOT: *KLICK*).

Coeur d'Alene. This city in Idaho is pronounced *CORE-duh-LANE*.

Comparable. Pronounce this word as three syllables. Say *COM-pruh-bul* (NOT: *com-PAIR-uh-bul*).

Comptroller. Pronounce *comp* as *con*. Say *con-TROH-ler*.

Conch. Say *KONK* (NOT: *KONCH*).

Connecticut. Ignore the *c* in the second syllable (*nect*). Say *kuh-NET-ih-kut*.

Consummate. When used as a verb, *consummate* is pronounced *KON-suh-MAYT*. When used as an adjective, this word is pronounced *KON-suh-muht*.

Copenhagen. Say *KOE-pen-HAY-gun* (NOT: *KOE-pen-HOG-gun*).

Corps. When this word is singular (as in *the Marine Corps*), both the *p* and the *s* are silent. Say *KAWR*. When this word is plural, say *KAWRZ*.

Coupon. Say *KOO-pon* (**NOT:** *KYOO-pon*).

Croat. Pronounce this word as two syllables. Say *KROH-ah*t.

Croatian. Treat this word as three syllables, and pronounce the first *a* as in *day*. Say *kroh-AY-shun*.

Culinary. Say *KUH-lih-ner-ree* (**NOT:** *KYOO-lih-ner-ree*).

Cupola. The final letter in this word is *a* (**NOT:** *o*). Say *KYOO-puh-luh* (**NOT:** *KYOO-puh-loe*).

Curaçao. This island in the Caribbean is pronounced *kyoo-rah-SOE*.

Curriculum vitae. This Latin expression (referring to a brief account of one's qualifications for a job) is pronounced *kuh-RIH-kyew-lum VEE-tie*.

Dais. People sit or stand on the *DAY-iss* (**NOT:** the *DYE-iss*).

Data. Pronounce the *da* in *data* as in *day* (**NOT:** as in *dash*). Say *DAY-tuh*.

Debut. Say *day-BYOO*.

Décor. Say *day-KAWR*.

Defendant. Say *dif-FEN-dunt* (**NOT:** *dih-FEN-DANT*).

Déjà vu. Say *day-zhah-VOO* (**NOT:** *day-zhah-VYOO*).

Des Moines. This city in Iowa is pronounced *dih-MOIN*. (The *s* is silent in both parts of the name.)

Des Plaines. This city in Illinois is pronounced *dess-PLAINZ*. (Here the *s* is sounded in both parts of the name, but it is sounded differently in each case.)

Detroit. Say *dih-TROYT* (**NOT:** *DEE-troyt*).

Dishevel. The *dis* in *dishevel* is not pronounced like the *dis* in *dishearten* or *dishonor*. Say *dih-SHEV-uhl*.

Dissociate. Say *dis-SOH-see-ate* (**NOT:** *dis-uh-SOH-see-ate*).

Divisive. Say *dih-VIE-siv* (**NOT:** *dih-VIH-siv*).

Dour. Say *DEWR* (**NOT:** *DOWR*).

Draw, drawer. Do not add an *r* sound at the end of *draw*. By the same token, do not omit the *r* sound at the end of *drawer*.

Dubuque. This city in Iowa is pronounced *duh-BYOOK*.

Duquesne. This city and university in Pennsylvania are both pronounced *doo-KANE*.

Durham. See *-ham*.

Eau Claire. This city in Wisconsin is pronounced *oh-CLAIR*.

Edinburgh. This city in Scotland is pronounced *EH-din-BURR-uh* (**NOT:** *EH-din-BURG*).

Egregious. Say *eh-GREE-jis*.

Either, neither. These two words are more commonly pronounced *EE-thur* and *NEE-thur*, but *EYE-thur* and *NYE-thur* are also acceptable.

El Cajon. This city in California is pronounced *ell-kuh-HONE*.

Electoral. Say *eh-LEK-tuh-rul* (**NOT:** *ee-lek-TOR-ul*).

Envelope. Say *EN-vuh-lope* (**NOT:** *AHN-vuh-lope*).

Environment. Don't overlook the *n* in this word. Say *en-VIE-urn-ment* (**NOT:** *en-VIE-ur-ment*).

Err. Pronounce *err* as in *berry*.

Espresso. There is no *x* in *espresso*. Say *ess-PRESS-oh* (NOT: *ex-PRESS-oh*).

Et cetera. There is also no *x* in this phrase. Say *ett-SET-ter-uh* (NOT: *ex-SET-ter-uh*).

Ethos. Say *EE-thahs*.

Expertise. Say *ek-sper-TEEZ*.

Exquisite. Put the accent on the second syllable. Say *ex-SKWIZ-it*.

Extraordinary. Say *ex-STRAW-dih-ner-ree* (NOT: *EX-truh-AWR-dih-ner-ree*).

Fait accompli. Say *FAY-tuh-kahm-PLÉE*.

February. Do not ignore the first *r* in *February*. Say *FEB-roo-err-ree* (NOT: *FEB-yoo-err-ree*).

Figure. Say *FIG-yer* (NOT: *FIG-ger*).

Forbade. The *bade* in *forbade* (the past tense of *forbid*) should rhyme with *glad* (NOT: *glade*). Say *fur-BAD*.

Formidable. Put the accent on the first syllable. Say *FOR-muh-duh-bul* (NOT: *for-MID-duh-bul*).

Forte. When *forte* means “strong point” (as in *Tact is not his forte*), pronounce it as one syllable—*FORT*. When *forte* means “loud” (as in a musical direction), pronounce it as two syllables—*FOR-tay*.

Framingham. See *-ham*.

Fraternize. Note that the second syllable is spelled *ter* (NOT: *tra*). Say *FRAT-ter-nize* (NOT: *FRAT-tra-nize*).

Gala. Say *GAY-tuh* (NOT: *GAL-luh*).

Gauge. The *gau* in *gauge* is pronounced *gay* (NOT: *gaw* as in *gauze*). Say *GAYJ*.

Genuine. Say *JEN-yuh-win* (NOT: *JEN-yoo-wine*).

Gloucester. This city in Massachusetts is pronounced *GLOSS-ter*.

Gorham. See *-ham*.

Government. Don't overlook the *n* in *vern*. Say *GUH-vern-ment* (NOT: *GUH-ver-ment* or *GUH-vuh-mint*).

Greenwich. This name, whether it refers to the town in Connecticut or the borough in England or the village in Manhattan, is pronounced *GREN-nitch*. However, East Greenwich, a town in Rhode Island, is pronounced *eest-GREEN-witch*.

Grenada. This island in the Caribbean is pronounced *gruh-NAY-duh* (NOT: *gruh-NAH-duh*).

Grievous. Do not make this a three-syllable word. Say *GREE-vus* (NOT: *GREE-vee-yus*).

Grimace. Say *GRIM-miss*.

Groton. This name, whether it refers to the town in Connecticut or the private school in Massachusetts, is pronounced *GROTT-uhn*.

Grovel. Say *GRAH-vuhl* (NOT: *GRUH-vuhl*).

-ham. The suffix *-ham* is usually pronounced *um* in short place names such as *Chatham*, *Dedham*, *Durham*, *Gorham*, *Hingham*, *Mendham*, and *Wareham*. In longer place names, such as *Birmingham* and *Framingham*, *ham* is fully sounded. When *ham* appears within a long place name, such as *Binghamton*, it is typically pronounced *um*.

Harass, harassment. Some authorities say that putting the accent on the second syllable—*huh-RASS*, *huh-RASS-ment*—is more common among U.S. speakers; others say that the practice of putting the accent on the first syllable is equally common—*HA-russ*, *HA-russ-ment* (where the *ha* is pronounced as in *hat*). In short, either set of pronunciations is acceptable.

Hasten. Ignore the *t*. Say *HAY sen*

Haverhill. This town in Massachusetts is pronounced *HAY vuh ruhl*.

Hawaii. Say *huh WYE yee* (NOT: *huh VYE yee*)

Height. Although there is an *h* at the end of *width*, there is no *h* at the end of *height*, so pronounce this word *HITE t* (rhyme with *kite*) and not as *highth*.

Heinous. Say *HAY nus*.

Helena. The capital of Montana is pronounced with the accent on the first syllable—*HEH leh nuh*.

Herb. The *h* is silent. Say *ERB*

Heterogeneous. Say *heh tuh ruh JEE nyuhs*

Hiatus. Say *high ATE us*

Hilo. This city in Hawaii is pronounced *HEE low*.

Hingham. See *ham*.

Hiroshima. Both *HEER uh SHEE muh* and *huh ROE shih muh* are commonly used by U.S. speakers

Holocaust. Say *HAH luh KAWST* (NOT: *HOH luh KAWST* or *HAW luh KAWST*)

Hors d'oeuvre. This French term (meaning “appetizer”) is pronounced *awr DUHRV*. The plural form *hors d'oeuvres* is pronounced *awr DUHRVZ*.

Houghton Mifflin. The first part of this publisher's name is pronounced *HOE tun*.

Houston. The city in Texas is pronounced *HYOO stun*. However, the street in New York City is pronounced *HOW stun*.

Ian. The Gaelic form of the name *John* is pronounced *EE yan*.

Illinois. The *s* is silent. Say *ill lih NOY* (NOT: *ill lih NOYZ*).

Illustrative. Say *il LUH struh tiv* (NOT: *il luh STRAY tiv*).

Implacable. Say *im PLACK uh bul* (NOT: *im PLAYK uh bul*).

Imprimatur. Say *im pruh MAH tuhr*.

Inchoate. Say *in KOH ut*

Incognito. Say *in kog NEE toe* (NOT: *in KOG nih toe*).

Incomparable. Say *in COM pruh bul* (NOT: *in com PAIR a bul*).

Indefatigable. Put the accent on *fat*. Say *in dih FAT ig uh bul*

Indict, indictment. The spelling of these words is misleading. Say *in DITE*, *in DITE ment* (NOT: *in DIKT*, *in DIKT ment*)

Indigenous. Say *in DIH jh nus*

Inexplicable. Say *in-ex PLICK uh bul*

Infamous. Put the accent on the first syllable. Say *IN fuh mus*

Integral. Do not misplace the *r* when pronouncing this word. Say *IN tuh grul* (NOT: *IN ter gul* or *IN truh g l*). Be sure to accent the first syllable—*IN tuh grul* (NOT: *in TEH grul*)

Interested, interesting. Say *IN truh tid* (RATHER THAN: *IN ter ess tid*) and *IN truh sting* (rather than *in tu RES ting*)

International. Be sure to pronounce the first *t* in *international*. Say *in ter NASH nul* (NOT: *in ner NASH nul*).

Interpretation. Don't overlook the second *r*. Say *in-ter-prih-TAY-shun* (NOT: *in-ter-pih-TAY-tion*).

Introduce. Be sure to pronounce the *t*. Say *in-truh-DOOSS* (NOT: *in-ner-DOOSS*).

Irrelevant. Say *ir-REL-leh-vant* (NOT: *ir-REV-veh-lent*).

Irreparable. Pronounce this five-syllable word as four syllables. Say *ir-REP-ruh-bul* (NOT: *ir-reh-PAIR-uh-bul*).

Irrevocable. Say *ir-REV-vuh-kuh-bul* (NOT: *ir-reh-VOE-kuh-bul*).

Itinerary. Say *eye-TIN-nuh-rer-ree* (NOT: *eye-TIN-ner-ree*).

Jewelry. Say *JOO-well-ree* (NOT: *JOO-luh-ree*).

Jodhpur, jodhpurs. The city in India, Jodhpur, is pronounced *JAHD-purr*. The plural form, *jodhpurs* (referring to riding breeches), is pronounced *JAHD-purz*. (Note that the word is spelled *hp*, not *ph*. Those who fail to recognize the correct spelling may be tempted to pronounce the word incorrectly as *JAHD-furz*.)

Junta. Pronounce the letter *j* like *h* and the letter *u* like *oo* in *wood*. Say *HOON-tuh*.

Kansas. See *Arkansas*.

Karaoke. Say *kar-ee-OH-kee*.

Khakis. Pronounce the *a* as in *bad*; say *KAA-kees*. This word, which refers to a light-colored cloth, is sometimes defined as "what you need to start the car in Boston."

Kilometer. Most U.S. speakers say *kuh-LOM-muh-ter*, even though *KILL-luh-MEE-ter* logically follows the way in which *centimeter* and *millimeter* are accented. Either pronunciation is acceptable.

La Jolla. This community in southern California is pronounced *luh-HOY-yuh*.

Laboratory. Do not pronounce the first *o*. Say *LAB-ruh-taw-ree*.

Lafayette. The city in California is pronounced *la-fee-ETT*. The county in Arkansas is pronounced *luh-FAY-ett*.

Lagniappe. This French word (used in places like Louisiana to signify a small gift or something extra that is given to a customer who makes a purchase) is pronounced *lan-YAP*.

Lambaste. Say *lam-BAYST* (NOT: *lam-BAST*).

Laredo. This city in Texas is pronounced *luh-RAY-doe*.

Largesse. Say *lar-JESS* or *lar-ZHESS*.

Leavenworth. The first part of this Kansas city name rhymes with *heaven*.

Length. Be sure to pronounce the *g*. Say *LENGTH* (NOT: *LENTH*).

Liaison. Say *LEE-uh-zahn* (NOT: *LAY-uh-zahn* or *lee-YAY-zahn*).

Library. Do not overlook the first *r*. Say *LIE-brer-ree* (NOT: *LIE-ber-ree*).

Lilac. Say *LIE-lock* (NOT: *LIE-lack*).

Lima. The city in Peru is pronounced *LEE-muh*. The city in Ohio is pronounced *LIE-muh* (as in *lima bean*).

Loath, loathe. *Loath* means "reluctant"; pronounce it to rhyme with *oath*. *Loathe* means "to detest"; pronounce it to rhyme with *clothe*.

Long-lived. Pronounce the *i* in *lived* like the long *i* in *life*, not like the short *i* in *liver*. (See ¶823a.)

Los Angeles. Pronounce the *g* in *Angeles* as a *j* and the *es* as *us*. Say *lawss-ANN-juh-lus* (NOT: *lawss-ANG-juh-leez*).

Louisiana. Residents of the state say *loo-zee-YAN nuh*. Others usually say *loo-wee zee-YAN-nuh*.

Louisville. Residents of Kentucky say *LOO-vul*. Others usually say *LOO-wee vill*.

Mackinac. The spelling for this island in Michigan does not reveal the correct pronunciation. Say *MACK in naw* (NOT: *MACK-in nack*).

Marseilles. The city in France is pronounced *mar SAY*. The city in Illinois is pronounced *mar-SAILS*.

Mauve. Say *MOHV* (NOT: *MAWV*).

Mayoral. Say *MAY-uh rul* (NOT: *may-AW-rul*).

Memento. Note that this word begins with *me* (NOT: *mo*). Say *meh-MEN-toe* (NOT: *moe-MEN toe*).

Mendham. See *ham*.

Metairie. This suburb of New Orleans is pronounced *METuh-ree* (NOT: *meh-TAIR-ree*).

Minuscule. Say *MIH-nus-kyool* (NOT: *MINE-nus-kyool*).

Minute. When referring to a small period of time, say *MIN-nit*. When referring to something extremely small, say *my-NOOT*.

Minutiae. Strictly speaking, *minutiae* (the plural form of *minutia*) should be pronounced *mih-NOO-shee-ee*. In practice, most speakers pronounce the singular and plural forms the same way: *mih-NOO-shuh*.

Mischievous. Do not insert an extra syllable when pronouncing this word. Say *MISS-chiv-vus* (NOT: *miss-CHEE-vee-yus*).

Misled. Do not be misled by the spelling of this word. Say *miss-LED* (NOT: *MYZ-zuhld*).

Missouri. Outsiders and a majority of the state residents say *mih-ZOOR ee*, but other residents say *mih-ZOOR-uh*. The *ou* in *Missouri* is pronounced like the *oo* in *good*.

Mobile. The city in Alabama is pronounced *moe-BEEL*. The adjective (meaning “movable”) is pronounced *MOE-bul*. The common noun referring to a type of sculpture that moves is pronounced *MOE-beel*.

Modem. Say *MOE-dum*.

Moscow. The city in Russia is pronounced *MAHSS-kow*. The city in Idaho is pronounced *MAHSS-koe*.

Mount Desert. This island in Maine is pronounced *mount-deh-ZERT* (NOT: *mount-DEZ-zert*).

Myopic. Say *my OPP ik* (NOT: *my-OPE-ik*).

Nacogdoches. This city in Texas is pronounced *nack-kuh-DOE-chez*.

Naiveté. Pronounce this word as three syllables. Say *nah-eev-TAY* or *nye eev-TAY*. This word is still sometimes written with a diaeresis (two dots) over the *i*—*naivete*. The diaeresis is intended to make it clear that the *i* is to be pronounced as a separate syllable (and not like the *ai* in *maintain*).

Natchitoches. You might think this city in Louisiana was pronounced much like *Nacogdoches* above, but you’d be wrong. Ignore the spelling and say *NACK kuh tish*.

Neither. See *Either*.

Nevada. When residents of Nevada pronounce this name, they typically sound the first *a* like the *a* in *man*: *neh VAA duh*. Outsiders typically pronounce this name as *neh VAH duh*. And residents of Nevada County in Arkansas pronounce this name *nuh VAY duh*.

New Orleans. Residents of Louisiana typically say *noo WAH linz*; some even say *noo wah LEENZ*. Outsiders typically say *noo ARR linz*.

Newark. The city in New Jersey is pronounced *NOO erk*. The city in Delaware is pronounced *NOO ARK*.

Newfoundland. Residents of this Canadian province say *noo-finned LAND*. Outsiders say *NOO finned lund*. No one should say *noo-FOUND land*.

Niche. Say *NITCH* (NOT: *NEESH*).

Nihilism. Say *NYE-il-liz-um* (NOT: *NEE-il-liz-um*).

Nuclear. Say *NOO-klee-ur* (NOT: *NOO-kyoo-lur*).

Often. Ignore the *t*. Say *AWF-fen* (NOT: *AWF-ten*).

Oregon. Many residents of this state pronounce the name as two syllables—*AWR-gun*. Others (including most outsiders) say *AWR-ruh-gun*. There seems to be substantial agreement that the *or* in Oregon should not be pronounced *ahr* and that *gon* should not be pronounced as in *Gone With the Wind*.

Ough. This group of letters stands for many different sounds.

With the sound of **AW**: *bought, brought, cough, fought, nought, ought, sought, thought, trough* (*TRAWF* or *TRAWTH*), *wrought*.

With the sound of **OH**: *although, borough, dough, furlough, thorough* (*THUR-roh*), *though*.

With the sound of **OO**: *through*. (See the entry for *slough*.)

With the sound of **OW**: *bough, plough, drought, sough*. (See the entry for *slough*.)

With the sound of **UFF**: *enough, rough, tough*. (See the entry for *slough*.)

With the sound of **UH**: *Poughkeepsie* (*puh-KIPP-see*).

With the sound of **UP**: *hiccough*.

Paradigm, paradigmatic. The opening syllables *para* are pronounced as in *parachute*. The *g* is silent in the noun *paradigm*; say *PAR-uh-dime*. The *g* is pronounced in the adjective *paradigmatic*; say *par-uh-dig-MAT-tick*.

Parliament. Ignore the *i*. Say *PARR-luh-ment*.

Pastoral. Say *PASS-tur-ul* (NOT: *pass-TOR-ul*).

Patent. When using this word to mean "obvious" (as in a *patent lie*), say *PAYT-unt*. In all other uses pronounce the first syllable of *patent* to rhyme with *hat*.

Patronize. Pronounce the *pa* as in *pay* (NOT: as in *pat*). Say *PAY-truh-nyze*.

Peabody. This town in Massachusetts is pronounced *PEA-buh-dee* (NOT: *PEA-bah-dee*).

Pecan. Say *pih-KAN* (NOT: *pih-KAHN*). However, pronounce the phrase *pecan pie* as *PEA-kan PIE*.

Pedagogue. Pronounce the *go* as in *got* (NOT: as in *goat*). Say *PEH-duh-gahg*.

Pedagogy. Unlike the *go* in *pedagogue* (pronounced as in *got*), the *go* in *pedagogy* is pronounced as in *goat*. Moreover, the *gy* is pronounced *jee*. Say *PEH-duh-goe-jee*.

Permit. When using this word as a verb, say *per-MIT*. (For example, *I can't per-MIT that to happen*.) When using this word as a noun, say *PER-mit*. (For example, *My teenage son just got his PER-mit*.)

Perspiration. Say *PER-spuh-ray-shun* (NOT: *PRESS-per-ray-shun*).

Phoenix. Pronounce this city in Arizona *FEE-nicks*.

Pianist. *Pee-ANN-ist* is the preferred pronunciation, but *PEE-uh-nist* is also acceptable.

Picture. Say *PIHK-chur* (NOT: *PIT-chur*).

Pierre. This two-syllable French name (pronounced *pee-YAIR*) is pronounced as only one syllable—*PEER*—when it refers to the capital of South Dakota.

Poignant. Do not pronounce the *g*. Say *POY-nyent* (NOT: *POYG-nant*).

Poinsettia. Ignore the second *t*. Say *poyn SET-tuh*.

Posthumous. The *po* in *posthumous* is pronounced as in *pot* (NOT: as in *post*). Say *POSS chum mus*

Potpourri. This French word (meaning "mixture" or "medley") is pronounced *poe puh REE*.

Poughkeepsie. This city in the state of New York is pronounced *puh KIPP see*

Precedent. Put the accent on the first syllable. Say *PRESS uh dent* (NOT: *pruh SEE dent*).

Preferable. Say *PREF ruh bul* (NOT: *pruh FER ruh bul*).

Prerogative. Note that the first syllable is spelled *pre* (NOT: *per*). Say *prih-ROGG uh tiv* (NOT: *per ROGG uh tiv*).

Preventive. Do not insert an extra syllable in this word. Say *prih VEN tiv* (NOT: *prnh VEN tuh tiv*).

Primer. When referring to a very basic book, say *PRIM mer*. For all other meanings of the word, say *PRYE mer*.

Probably. Pronounce this word as three syllables. Say *PRAH buh blee* (NOT: *PRAH blee*).

Pronunciation. Unlike the *ounce* sound in the verb *pronounce*, there is no *ounce* sound in the noun *pronunciation*. Say *pruh-nun see YAY-shun* (NOT: *pruh-noun see-YAY shun*).

Pseudo. The *p* is silent. Say *SOO doe*.

Puerto Rico. *PWAIR-toe REE-koe* is preferred, but *POR toe REE koe* is also acceptable.

Pulitzer. The name of the prize is pronounced *PULL-uh suhr* (NOT: *PYOOOL uht suhr*).

Puyallup. This city in Washington is pronounced *pyoo AL up* (NOT: *poo YAL up*).

Quasi. Say *KWAY zye*.

Quay. Say *KEE* (NOT: *KAY* or *KWAY*).

Quincy. The city in Illinois is pronounced *KWIN-see*. The city in Massachusetts is pronounced *KWIN zee*.

Re. The Latin preposition *re* (whether used alone or in the phrase *in re*) is usually pronounced *RAY*, but many lawyers say *REE*.

Reading. As an ordinary common noun, *reading* is pronounced *REE ding*. However, as a proper noun referring to the city in Pennsylvania or the town in Massachusetts, *Reading* is pronounced *RED ding*.

Realtor. This word is commonly mispronounced *REE luh ter*, as if the word were spelled *Relator*. Either pronounce the word correctly—*REE uhl ter*—or say *real estate agent* and avoid the problem altogether.

Recognize. Do not overlook the *g*. Say *REH kug-nyze* (NOT: *REH kuh nyze*).

Recur. Say *ree KURR* (NOT: *ree uh KURR*)

Rendezvous. Say *RAHN day voo*.

Reprisal. Say *nh PRY zul*.

Reprise. When this noun refers to a musical repetition, say *nh PREEZ*

Reputable. Accent the first syllable. Say *REH pyuh tuh bul*

Respite. Say *RESS pit* (NOT: *re SPITE*)

Row. This word rhymes with *how* when it means "upr ar." *Row* rhymes with *hoe* in all its other meanings

Sacrilege, sacrilegious. Pre-noun e the *a* as in *sack*. Say *SA kru lih, kruh LIH juhs*

Sagacious. Say *suh GAY hus* (NOT: *suh GASH us*)

- Salisbury.** When referring to the city in Maryland or North Carolina, say *SAWLZ-ber-ree*.
- San Jacinto.** The "proper" pronunciation of this town in California is *san-huh-SIN-toe*. Nevertheless, the pronunciation most commonly heard today is *san-juh-SIN-tuh*.
- San Joaquin.** When referring to the river or the county in California, say *san-wah-KEEN*.
- San Jose.** When referring to the city in California, say *san-uh-ZAY* or *san-hoe-ZAY*.
- San Juan.** The capital of Puerto Rico is pronounced *san-WAHN*.
- San Rafael.** This city in California is pronounced *san-ruh-FELL*.
- Sandwich.** Don't overlook the *d*. Say *SAND-witch* (NOT: *SAN-witch* or *SAM-witch*).
- Schedule.** U.S. speakers say *SKED-jyool*; Canadian and British speakers say *SHED-jyool*.
- Schism.** Say *SIH-zum* (NOT: *SKIH-zum*).
- Sean.** The Irish form of the name *John* is pronounced *SHAWN*.
- Sherbet.** Say *SHER-bit* (NOT: *SHER-ber*).
- Short-lived.** Pronounce the *i* in *lived* like the long *i* in *life*, not like the short *i* in *liver*. (See ¶823a.)
- Sieve.** Say *SIV* (NOT: *SEEV*).
- Similar.** Say *SIH-mill-er* (NOT: *SIM-yoo-ler* or *sih-MILL-er*).
- Sioux City, Sioux Falls.** Pronounce *Sioux* as *SOO*.
- Slough.** As a noun meaning "swamp," *slough* rhymes with *cow* or *few*. As a verb meaning "cast off," *slough* rhymes with *stuff*.
- Soften.** Ignore the *t*. Say *SOF-fen*.
- Solder, soldier.** Pronounce *solder* as *SOD-der* and *soldier* as *SOUL-jer*.
- Spokane.** This city in Washington is pronounced *spoe-KAN* (NOT: *spoe-KAIN*).
- Spontaneity.** Say *spou-tuh-NAY-uh-tee* (NOT: *spou-tuh-NEE-uh-tee*).
- St. Augustine.** When referring to the city in Florida, pronounce *Augustine* as *AW-guh-steen*. When referring to the saint himself, say *uh-GUS-tin*.
- St. Louis.** When referring to the city in Missouri, pronounce *Louis* as *LOO-wiss* (NOT: *LOO-wee*).
- Status.** The *sta* in *status* may be pronounced as in *stay* or in *stack*. In the expression *status quo*, *sta* is more commonly pronounced as in *stack*. Say *STA-tuhs KWOE*.
- Strength.** Do not overlook the *g* in this word. Say *STRENGTH* (NOT: *STRENTH*).
- Suave.** Say *SWAHV* (NOT: *SWAYV*).
- Subpoena.** Say *suh-PEE-nuh*.
- Substantial, substantive.** The accent does not fall on the same syllable in these two related words. Say *sub-STAN-shul* and *SUB-stin-tiv*.
- Subtle, subtlety.** Say *SUT-uhl* and *SUT-uhl-tee*.
- Succinct.** Say *suk-SINCT* (NOT: *sus-SINCT*).
- Suit, suite.** *Suit* is pronounced *SOOT* (to rhyme with *loot*). *Suite* is pronounced *SWEET*.
- Superfluous.** Put the stress on the second syllable. Say *soo-PER-floo-us* (NOT: *SOO-per-FLOO-us*).
- Tempe.** This city in Arizona is pronounced *tem-PEE* (NOT: *TEM pee*).

Temperament, temperature. Ignore the second *e* in these words. Say *TEM-pruh-ment* and *TEM-pruh-choor*.

Terre Haute. This city in Indiana is pronounced *ter-ruh-HOAT*. (*Haute* rhymes with *boat*.)

Tête-à-tête. Pronounce this French phrase *TET-uh-TET* (**NOT:** *TATE-uh-TATE*).

The. Say *THUH* before words beginning with a consonant (*young*) or the sound of a consonant (*union*). Say *THEE* before words beginning with a vowel (*effort*) or the sound of a vowel (*FBI*).

Tucson. This city in Arizona is pronounced *TOO-sahn*.

Ultimatum. Say *ul-tih-MAY-tum* (**NOT:** *ul-tih-MAH-tum*).

Uranus. The planet Uranus is pronounced *YUR-uh-nus* (**NOT:** *yuh-RAY-nus*).

URL. This abbreviation for *uniform resource locator* has two acceptable pronunciations. If you think of it as an initialism, pronounce it letter by letter: *YOU-ARE-EL*. If you think of it as an acronym, pronounce it as a word: *EARL*.

Valparaiso. When referring to the city in Chile, say *val-puh-RYE-zoe*. When referring to the city in Indiana, say *val-puh-RAY-zoe*.

Vanilla. Say *vuh-NIL-luh* (**NOT:** *vuh-NEL-luh*).

Vase. Say *VAYZ* (**NOT:** *VAHZ*).

Vegan, vegetarian. Although a vegan is a vegetarian, the *g* is pronounced differently in these words. Say *VEE-gun* and *veh-juh-TAIR-ree-yan*.

Versailles. When referring to the palace in France, say *ver-SIGH*. When referring to the town in Ohio, say *ver-SAILS*.

Veterinarian. Say *veh-tuh-ruh-NAIR-ree-yun* (**NOT:** *veh-tih-NAIR-ree-yan*).

Vice versa. Say *VY-suh VER-suh* (**NOT:** *VYS VER-suh*).

Vichyssoise. Say *vih-shee-SWAHZ* (**NOT:** *vih-shee-SWAH*).

Waco. This city in Texas is pronounced *WAY-hoe* (**NOT:** *WACK-hoe*).

Wareham. See *-ham*.

Warwick. This city in Rhode Island is pronounced *WAR-rick*.

Waukegan. This city in Illinois is pronounced *waw-KEE-gun*.

Waukesha. This city in Wisconsin is pronounced *WAW-kuh-SHAW*.

Width. Don't overlook the *d*. Say *WIDTH* (**NOT:** *WITH*).

Wilkes-Barre. This city in Pennsylvania is pronounced *WILKS-bar-ruh* (**NOT:** *WILKS-bar-ree*). Pronounce the *a* in *Barre* as in *bat*.

Willamette. This river in Oregon is pronounced *will-LAM-met* (**NOT:** *WILL-luh-met*).

Wizened. Say *WIH-zind* (**NOT:** *WYE-zind*).

Worcester, Worcestershire. The *Wor* in these words is pronounced *woo* as in *wood*. When referring to the city in Massachusetts, say *WOO ster*. When referring to the sauce or the city in England, say *WOO-stuh-shirr*.

Ypsilanti. This city in Michigan is pronounced *ip-sil LAN-tee*.

Zealous. Say *ZELL-us*.

Rules for Alphabetic Filing

There are three types of alphabetic filing: (1) letter by letter (in which spaces between words are disregarded), (2) word by word, and (3) unit by unit (in which every word, abbreviation, and initial is considered a separate unit). The Association of Records Managers and Administrators (ARMA) recommends the use of the unit-by-unit method.

The basic principles of the unit-by-unit method (see pages 618–619) and the more specific rules that follow are consistent with the ARMA standards.* However, many acceptable alternative rules and variations are currently in use. The important thing to remember is that the goal of any set of filing standards and rules is to establish a consistent method of sorting and storing materials so that you and others you work with can retrieve these materials quickly and easily. Therefore, it makes sense to modify or change the following rules as necessary to accommodate the specific needs of your office or organization. Make sure, however, that everyone with access to your files knows what the modifications are so that a consistent set of standards can be maintained.

➤ *For guidelines on how to create a computerized file name, see ¶1356.*

IMPORTANT NOTE: Before names can be placed in alphabetic order, they must be *indexed*; that is, each name must be broken down into units, and the units must be arranged in a certain sequence. Once indexing is completed, the names can be compared unit by unit and alphabetic order can then be established.

Each of the following rules is accompanied by a chart that shows names in two ways: the first column (headed *Name*) shows the full name in a *standard* format, that is, as it would appear in an inside address of a letter; the remaining group of columns (headed *Unit 1*, *Unit 2*, and so on) shows the name in an *indexed* format, arranged unit by unit in a sequence appropriate for alphabetizing. Note that the “inside address” format presents the names in caps and lowercase, with punctuation as necessary. The indexed format presents the names in all-caps because for purposes of alphabetizing, the differences between capital and lowercase letters should be ignored. Moreover, the indexed format ignores punctuation; it even ignores a space or a hyphen between parts of a name.

If you want to use a computer (1) to print names in alphabetic order and (2) to insert names in inside addresses as well as ordinary text, you may have to create two name fields—one using the standard format, the other using the indexed format—as shown in the following charts.

Basic Principles

Alphabetizing Unit by Unit

- a. Alphabetize names by comparing the first units letter by letter.

Name	Unit 1	Unit 2	Unit 3
AlphaNumerics	<u>ALPHANUMERICS</u>		
Butterfield	<u>BUTTERFIELD</u>		
Eagleton	<u>EAGLETON</u>		
Eaton	<u>EATON</u>		
Eberhardt	<u>EBERHARDT</u>		
Eberhart	<u>EBERHART</u>		
ERGOnomics	<u>ERGONOMICS</u>		
Office Space Designers	<u>OFFICE</u>	SPACE	DESIGNERS
Offices Incorporated	<u>OFFICES</u>	INCORPORATED	
Official Stationers	<u>OFFICIAL</u>	STATIONERS	

- b. Consider second units only when the first units are identical.

Name	Unit 1	Unit 2
Foley Associates	<u>FOLEY</u>	<u>ASSOCIATES</u>
Foley Enterprises	<u>FOLEY</u>	<u>ENTERPRISES</u>
Foley Industries	<u>FOLEY</u>	<u>INDUSTRIES</u>
Foley Mills	<u>FOLEY</u>	<u>MILLS</u>

- c. Consider additional units only when the first two units are identical.

Name	Unit 1	Unit 2	Unit 3	Unit 4
Fox Hill Company	<u>FOX</u>	<u>HILL</u>	<u>COMPANY</u>	
Fox Hill Farm	<u>FOX</u>	<u>HILL</u>	<u>FARM</u>	
Fox Hill Farm Supplies	<u>FOX</u>	<u>HILL</u>	<u>FARM</u>	<u>SUPPLIES</u>
Fox Hill Incorporated	<u>FOX</u>	<u>HILL</u>	<u>INCORPORATED</u>	

NOTE: If two names are identical, they may be distinguished on the basis of geographical location. (See Rule 11.)*

Nothing Comes Before Something

- a. A single letter comes before a name that begins with the same letter.

Name	Unit 1
O	<u>O</u>
Oasis	<u>OASIS</u>
Oberon	<u>OBERON</u>

- b. A name consisting of one word comes before a name that consists of the same word plus one or more other words.

Name	Unit 1	Unit 2	Unit 3
Operations	<u>OPERATIONS</u>		
Operations Management Consultants	<u>OPERATIONS</u>	<u>MANAGEMENT</u>	<u>CONSULTANTS</u>
Operations Technologies	<u>OPERATIONS</u>	<u>TECHNOLOGIES</u>	

- c. A name consisting of two or more words comes before a name that consists of the same two or more words plus another word, and so on.

Name	Unit 1	Unit 2	Unit 3	Unit 4
Oak Creek	<u>OAK</u>	<u>CREEK</u>		
Oak Creek Home Furnishings	<u>OAK</u>	<u>CREEK</u>	<u>HOME</u>	<u>FURNISHINGS</u>
Oak Creek Homes	<u>OAK</u>	<u>CREEK</u>	<u>HOMES</u>	

Deciding Which Name to Use

ARMA advocates filing “under the most commonly used name or title.” This helpful principle provides the basis for choosing which name you should use for a person or an organization when alternatives exist. Select the form most likely to be used and then provide cross-references for the alternatives. In that way anyone who is searching for material under an alternative name will be referred to the primary name being used for filing purposes. (See Rule 4c, Rule 6e, Rule 7a, note, and Rule 8b, note, for specific instances in which this principle can be applied.)

Personal Names

Rule 1: Names of Persons

- a. Treat each part of the name of a person as a separate unit, and consider the units in this order: last name, first name or initial, and any subsequent names or initials. Ignore any punctuation following or within an abbreviation.

Name	Unit 1	Unit 2	Unit 3	Unit 4
Jacobs	<u>JACOBS</u>			
L. Jacobs	<u>JACOBS</u>	<u>L</u>		
L. Mitchell Jacobs	<u>JACOBS</u>	<u>L</u>	<u>MITCHELL</u>	
Stephen Jacobson	<u>JACOBSON</u>	<u>STEPHEN</u>		
Stephen Brent Jacobson	<u>JACOBSON</u>	<u>STEPHEN</u>	<u>BRENT</u>	
Steven O’K. Jacobson	<u>JACOBSON</u>	<u>STEVEN</u>	<u>OK</u>	
B Jacoby	<u>JACOBY</u>	<u>B</u>		
B T Jacoby	<u>JACOBY</u>	<u>B</u>	<u>T</u>	
Bruce Jacoby	<u>JACOBY</u>	<u>BRUCE</u>		

- b. When you are dealing with a foreign personal name and cannot distinguish the last name from the first name, consider each part of the name in the order in which it is written. Naturally, whenever you can make the distinction, consider the last name first.

Name	Unit 1	Unit 2	Unit 3
Kwong Kow Ng	<u>KWONG</u>	KOW	NG
Ng Kwong Cheung	<u>NG</u>	<u>KWONG</u>	CHEUNG
Philip K. Ng	<u>NG</u>	<u>PHILIP</u>	K

- c. In a name like *María López y Quintana*, the last name consists of three separate words. For purposes of alphabetizing, treat these separate words as a single unit (for example, *LOPEZYQUINTANA*).

NOTE: If you are using a computer, insert a hard (or nonbreaking) space between the parts of a name such as *López y Quintana*. Then the last name will be sorted as though it were typed without spaces, but it will appear *with spaces* in an alphabetized list of names.

➤ For the treatment of hyphenated personal names, see Rule 3.

Rule 2: Personal Names With Prefixes

- a. Consider a prefix as part of the name, not as a separate unit. Ignore variations in spacing, punctuation, and capitalization in names that contain prefixes (for example, *d', D', Da, de, De, Del, De la, Des, Di, Du, El, Fitz, L', La, Las, Le, Les, Lo, Los, M', Mac, Mc, Saint, San, Santa, Santo, St., Ste., Ten, Ter, Van, Van de, Van der, Von, and Von Der*).

Name	Unit 1	Unit 2	Unit 3
A. Serafino Delacruz	<u>DELACRUZ</u>	A	SERAFINO
Anna C. deLaCruz	<u>DELACRUZ</u>	ANNA	C
Michael B. DeLacruz	<u>DELACRUZ</u>	MICHAEL	B
Victor P. De La Cruz	<u>DELACRUZ</u>	VICTOR	P
LaVerne F. Delano	<u>DELANO</u>	LAVERNE	F
Angela G. D'Elia	<u>DELIA</u>	ANGELA	G
Pierre Des Trempes	<u>DESTREMPES</u>	PIERRE	
Brian K. De Voto	<u>DEVOTO</u>	BRIAN	K
P. Henri Leclair	<u>LECLAIR</u>	P	HENRI
Paulette G. Le Clair	<u>LECLAIR</u>	PAULETTE	G
Perry T. LeClair	<u>LECLAIR</u>	PERRY	T
Doris B. VanNess	<u>VANNESS</u>	DORIS	B
Jan P. Van Ness	<u>VANNESS</u>	JAN	P
Marian L. Vanness	<u>VANNESS</u>	MARIAN	L

NOTE: If you are using a computer, insert a hard (or nonbreaking) space between the parts of a name such as *De La Cruz* (shown above) or *Mac Kay* (shown at the top of page 621). Then the last name will be sorted as though it were typed without spaces, but it will appear *with spaces* in an alphabetized list of names.

- b. Consider the prefixes *M'*, *Mac*, and *Mc* exactly as they are spelled, but ignore the apostrophe in *M'*. Consider a name such as *O'Keefe* as one word, and ignore the apostrophe.

Name	Unit 1	Unit 2	Unit 3
Marilyn R. Mack	<u>MACK</u>	MARILYN	R
Irene J. MacKay	<u>MACKAY</u>	IRENE	J
Roy F. Mackay	<u>MACKAY</u>	ROY	F
Walter G. Mac Kay	<u>MACKAY</u>	WALTER	G
F. Timothy Madison	<u>MADISON</u>	F	TIMOTHY
Agnes U. M'Cauley	<u>MCAULEY</u>	AGNES	U
Patrick J. McKay	<u>MCKAY</u>	PATRICK	J
Andrew W. O'Hare	<u>OHARE</u>	ANDREW	W
Alice R. O'Hearn	<u>OHEARN</u>	ALICE	R
Malachy Q. O'Neal	<u>ONEAL</u>	MALACHY	Q
Kate F. O'Neil	<u>ONEIL</u>	KATE	F
Francis X. O'Neill	<u>ONEILL</u>	FRANCIS	X

- c. Treat the prefixes *Saint*, *San*, *Santa*, *Santo*, *St.*, and *Ste.* exactly as they are spelled.

Name	Unit 1	Unit 2	Unit 3
George V. Sahady	<u>SAHADY</u>	GEORGE	V
Kyle N. Saint Clair	<u>SAINTCLAIR</u>	KYLE	N
Jeffrey T. Sakowitz	<u>SAKOWITZ</u>	JEFFREY	T
Annette San Marco	<u>SANMARCO</u>	ANNETTE	
Felix Santacroce	<u>SANTACROCE</u>	FELIX	
Peter St. Clair	<u>STCLAIR</u>	PETER	
O. M. Ste. Marie	<u>STEMARIE</u>	O	M

NOTE: If you are using a computer, insert a hard (or nonbreaking) space between the parts of a name such as *Saint Clair* or *San Marco*. Then the last name will be sorted as though it were typed without a space, but it will appear *with a space* in the alphabetized list of names.

Rule 3: Hyphenated Personal Names

Consider the hyphenated elements of a name as a single unit. Ignore the hyphen.

Name	Unit 1	Unit 2	Unit 3
S. T. Lavery-Powell	<u>LAVERTYPOWELL</u>	S	T
Victor Puentes-Ruiz	<u>PUENTESRUIZ</u>	VICTOR	
Jean V. Vigneau	<u>VIGNEAU</u>	JEAN	V
Jean-Marie Vigneau	<u>VIGNEAU</u>	JEANMARIE	
Jean-Pierre Vigneau	<u>VIGNEAU</u>	JEANPIERRE	

Rule 4: Abbreviated Personal Names, Nicknames, and Pseudonyms

- a. Treat an abbreviated part of a name (such as *Wm.* for *William*) or a nickname (such as *Al* or *Kate*) exactly as it is written if that is how the person is known. Ignore any punctuation used with the abbreviation.

Name	Unit 1	Unit 2	Unit 3
Chas. E. Kassily	<u>KASSILY</u>	CHAS	E
Benjy Larson	<u>LARSON</u>	BENJY	
Bubbles Leaden	<u>LEADEN</u>	BUBBLES	
Moose Maguire	<u>MAGUIRE</u>	MOOSE	
Peggy Sue Marker	<u>MARKER</u>	PEGGY	SUE
Tommy Rae Marker	<u>MARKER</u>	TOMMY	RAE
B. J. Purcell	<u>PURCELL</u>	B	J
J. R. Purcell	<u>PURCELL</u>	J	R

- b. If a person is known by a nickname alone (without a surname) or by a pseudonym, consider each word in the nickname or pseudonym as a separate unit. If the name begins with *The*, treat *The* as the last unit.

Name	Unit 1	Unit 2	Unit 3
Barbra	<u>BARBRA</u>		
Big Al	<u>BIG</u>	AL	
Cher	<u>CHER</u>		
D. J. Clue	<u>CLUE</u>	D	J
The Fat Lady	<u>FAT</u>	LADY	THE
Handy Joe Bob	<u>HANDY</u>	JOE	BOB
Harry the Horse	<u>HARRY</u>	THE	HORSE
Heavy D	<u>HEAVY</u>	D	
Mad Man Marko	<u>MAD</u>	MAN	MARKO
Madonna	<u>MADONNA</u>		
Mr. Bill (see Rule 5b)	<u>MR</u>	BILL	
Sting	<u>STING</u>		

- c. When you have to decide whether to file material under a person's formal name or under a nickname, pseudonym, or some abbreviated form, choose the form that you and others you work with are most likely to think of when you want to find that person's name. (See also "Deciding Which Name to Use," page 619.)

NOTE: You should also enter the person's alternative name in the appropriate alphabetic sequence and make a cross-reference to the primary name you have selected. For example, suppose that *Big Al* (the primary name you have selected) is formally named *Albert J. Degas*. In the appropriate alphabetic sequence you would provide this entry: *Degas, Albert J.: see Big Al.*

Rule 5: Personal Names With Titles and Suffixes

- a. A title such as *Dr Major Mayor Mr Mrs* may be used as the last filing unit in order to distinguish two or more names that are otherwise identical. Treat any abbreviated titles as written but ignore any punctuation.

Name	Unit 1	Unit 2	Unit 3	Unit 4
Dr Leslie G. Mabry	MABRY	LESLIE	G	DR
Miss Leslie G. Mabry	MABRY	LESLIE	G	MISS
Mr Leslie G. Mabry	MABRY	LESLIE	G	MR
Mrs. Leslie G. Mabry	MABRY	LESLIE	G	MRS
Ms. Leslie G. Mabry	MABRY	LESLIE	G	MS
Major Felix Novotny	NOVOTNY	FELIX	MAJOR	
Mayor Felix Novotny	NOVOTNY	FELIX	MAYOR	
Senator Felix Novotny	NOVOTNY	FELIX	SENATOR	
Sergeant Felix Novotny	NOVOTNY	FELIX	SERGEANT	
Bishop David Oliver	OLIVER	DAVID	BISHOP	
Brother David Oliver	OLIVER	DAVID	BROTHER	

- b. When a title is used with only one part of a person's name, treat the title as the first unit. (See "Deciding Which Name to Use" page 619)

Name	Unit 1	Unit 2
Dr Ruth	DR	RUTH
Grandma Moses	GRANDMA	MOSES
King Hussein	KING	HUSSEIN
Miss Manners	MISS	MANNERS
Mother Teresa	MOTHER	TERESA
Mr Rogers	MR	ROGERS
Queen Elizabeth	QUEEN	ELIZABETH
Saint Elizabeth	SAINT*	ELIZABETH

*Note that *Saint* as a title is considered a separate unit, whereas *Saint* as a prefix in a personal name is considered only part of a unit. (See Rule 2c for examples of *Saint* as a prefix.)

- c. Ordinarily alphabetize a married woman's name on the basis of her own first name. However, consider the title *Mrs.* as a breviate if a woman uses her husband's name and you do not know her first name.

Name	Unit 1	Unit 2	Unit 3	Unit 4
Mr Fred Naylor	NAYLOR	FRED		
Mrs. Marie Naylor	NAYLOR	MARIE		
Mrs. June Y Nearing	NEARING	J NE	Y	
Mr Peter Nearing	NEARING	PETER	J	
Mr. Harry L. Norton	NORTON	HARRY	L	MR
Mrs. Harry L. Norton	NORTON	HARRY	L	MRS

(unknown)

- d. Consider a seniority term (such as *Jr.*, *Sr.*, *2d*, *3d*, *II*, or *III*), a professional or academic degree (such as *CPA*, *M.D.*, or *Ph.D.*), or any other designation following a person's name in order to distinguish names that are otherwise identical. Numeric designations precede alphabetic designations. Moreover, arabic numerals precede roman numerals, and each set of numbers is sequenced in numeric order. When dealing with ordinal numbers such as *3d* or *4th*, ignore the endings.

Name	Unit 1	Unit 2	Unit 3	Unit 4
James R. Foster 2d	FOSTER	JAMES	R	2
James R. Foster 3d	FOSTER	JAMES	R	3
James R. Foster III	FOSTER	JAMES	R	III
James R. Foster IV	FOSTER	JAMES	R	IV
James R. Foster, CPA	FOSTER	JAMES	R	CPA
James R. Foster, D.D.	FOSTER	JAMES	R	DD
James R. Foster Jr.	FOSTER	JAMES	R	JR
James R. Foster, M.B.A.	FOSTER	JAMES	R	MBA
James R. Foster, M.D.	FOSTER	JAMES	R	MD
James R. Foster, Mr.	FOSTER	JAMES	R	MR
James R. Foster, Ph.D.	FOSTER	JAMES	R	PHD
James R. Foster, S.J.	FOSTER	JAMES	R	SJ
James R. Foster, Sr.	FOSTER	JAMES	R	SR

NOTE: If you are using a computer, all names in which the first significant unit consists of arabic numerals will be sequenced in numeric order and will precede all names with a comparable unit composed of letters of the alphabet (as shown in the chart above).

There is a problem, however, with roman numerals. Since roman numerals are written with letters of the alphabet, your software will consider them as letters (and not as numerals) and position them accordingly in an alphabetic sequence of names. Thus, if your software were sequencing the names shown in the preceding chart, the name ending with *D.D.* (for *Doctor of Divinity*) would be inserted before the name ending with *III*. To avoid this outcome, you will have to override the software and move the name ending with *D.D.* to the correct position (after *CPA*, as shown in the chart above).

Organizational Names

Rule 6: Names of Organizations

- a. Treat each word in the name of an organization as a separate unit, and consider the units in the same order as they are written on the letterhead or some other authoritative document.

Name	Unit 1	Unit 2	Unit 3
American Data Control	<u>AMERICAN</u>	<u>DATA</u>	CONTROL
American Datacom	<u>AMERICAN</u>	<u>DATACOM</u>	
Computer Enterprises	<u>COMPUTER</u>	<u>ENTERPRISES</u>	
Computer Systems	<u>COMPUTER</u>	<u>SYSTEMS</u>	
I Deal Cards	<u>I</u>	<u>DEAL</u>	CARDS
Ideal Printers	<u>IDEAL</u>	<u>PRINTERS</u>	

- b. When alphabetizing, ignore all punctuation—for example, periods, commas, hyphens, apostrophes, and diagonals. When words are joined by a hyphen or a diagonal, treat the phrase as a single unit.

Name	Unit 1	Unit 2	Unit 3
Baskins Advertising Agency	<u>BASKINS</u>	<u>ADVERTISING</u>	AGENCY
Baskins' Artworks	<u>BASKINS</u>	<u>ARTWORKS</u>	
Baskin's Basket Shop	<u>BASKINS</u>	<u>BASKET</u>	SHOP
Baskin-Shaw Films	<u>BASKINSHAW</u>	<u>FILMS</u>	
Baskin/Shaw Foods	<u>BASKINSHAW</u>	<u>FOODS</u>	
Curtis Imports	<u>CURTIS</u>	<u>IMPORTS</u>	
Curtis's China Gallery	<u>CURTISS</u>	<u>CHINA</u>	GALLERY
Curtiss Couriers	<u>CURTISS</u>	<u>COURIERS</u>	
Curtis's Marina	<u>CURTISS</u>	<u>MARINA</u>	
In-Service Trainers	<u>INSERVICE</u>	<u>TRAINERS</u>	
Oleander's Displays	<u>OLEANDERS</u>	<u>DISPLAYS</u>	
O'Leary's Camera Shop	<u>OLEARYS</u>	<u>CAMERA</u>	SHOP
On Time Deliveries	<u>ONTIME</u>	<u>DELIVERIES</u>	
The Upper Cut	<u>UPPER</u>	<u>CUT</u>	THE
What's New?	<u>WHATS</u>	<u>NEW</u>	

- c. Treat prepositions (such as *of* and *in*), conjunctions (such as *and* and *or*), and articles (*the*, *a*, and *an*) as separate units. When *the* is the first word in a name, treat it as the last unit. When *a* or *an* is the first word in a name, treat it as the first unit.

Name	Unit 1	Unit 2	Unit 3	Unit 4
A Touch of Glass	<u>A</u>	<u>TOUCH</u>	<u>OF</u>	GLASS
In Touch With Life	<u>IN</u>	<u>TOUCH</u>	<u>WITH</u>	LIFE
In Plant Catering	<u>INPLANT</u>	<u>CATERING</u>		
Lunch on the Go	<u>LUNCH</u>	<u>ON</u>	<u>THE</u>	GO
Over the Rainbow Gifts	<u>OVER</u>	<u>THE</u>	<u>RAINBOW</u>	GIFTS
The Pen and Pencil	<u>PEN</u>	<u>AND</u>	<u>PENCIL</u>	THE
Photos in a Flash	<u>PHOTOS</u>	<u>IN</u>	<u>A</u>	FLASH
Up on a Roof	<u>UP</u>	<u>ON</u>	<u>A</u>	ROOF

- d. When a compound expression is written as one word or hyphenated, treat it as a single unit. If the compound expression is written with spaces, treat each element as a separate unit.

Name	Unit 1	Unit 2	Unit 3
Aero Space Systems	<u>AERO</u>	SPACE	SYSTEMS
Aerospace Research	<u>AEROSPACE</u>	RESEARCH	
Aero-Space Unlimited	<u>AEROSPACE</u>	UNLIMITED	
Foy Brothers Associates	<u>FOY</u>	BROTHERS	ASSOCIATES
Foy North-South Properties	<u>FOY</u>	NORTHSOUTH	PROPERTIES
Foy-Brothers Financial Planners	<u>FOYBROTHERS</u>	FINANCIAL	PLANNERS
Pay Fone Systems	<u>PAY</u>	FONE	SYSTEMS
Paychex Incorporated	<u>PAYCHEX</u>	INCORPORATED	
Pay-O-Matic Company	<u>PAYOMATIC</u>	COMPANY	
South East Condos	<u>SOUTH</u>	EAST	CONDOS
Southeast Chemicals	<u>SOUTHEAST</u>	CHEMICALS	
South-East Medical Labs	<u>SOUTHEAST</u>	MEDICAL	LABS
Southeastern Medical Supplies	<u>SOUTHEASTERN</u>	MEDICAL	SUPPLIES

- e. Although the words in an organizational name should normally be considered in the same order in which they are written, there are occasions when it makes good sense to allow exceptions to this rule. (See also "Deciding Which Name to Use," page 619.) Suppose the name in question is *Hotel Plaza*. Strictly speaking, *Hotel* should be the first unit. However, if you and others are more likely to look for stored material in the P section of the files, choose *Plaza* as the first unit and *Hotel* as the second. On the other hand, suppose the name in question is *Motel 6*. Most people would look for material in the M section. Thus it would be best to treat this name exactly as written.

The formal name of a South Bend academic institution is the *University of Notre Dame*. Yet most people would not look for the name in the U section (as the formal rule suggests) but would turn instead to the Ns. However, for the *University of the South*, most people would turn to the U section rather than the S section.

CAUTION: When introducing exceptions to the basic rule for organizational names, be sure that these exceptions are supported by cross-references for the sake of those who may search the files for an alternative name. (See Rule 4c, note, for an example of a cross-reference.)

Rule 7: Personal Names Within Organizational Names

- a. When an organizational name includes a person's name, consider the parts of the personal name in the order in which they are written. Ignore any punctuation.

NOTE: A more traditional rule that is still widely followed requires that a person's name within an organizational name be considered in the same way as a person's name that stands alone—namely, last name first. (See Rule 1.) Regardless of

which approach you are following, there are specific situations in which it would be wise to make exceptions, depending on the way you (and others with access to your files) are likely to look up the name.

Name	Unit 1	Unit 2	Unit 3	Unit 4
Frank Balcom Construction Company	FRANK	BALCOM	CONSTRUCTION	COMPANY
Frank Balcom, Jr., Paving	FRANK	BALCOM	JR	PAVING
M. Clausen Optical Supplies	M	CLAUSEN	OPTICAL	SUPPLIES
M. G. Clausen Autos	M	G	CLAUSEN	AUTOS
Mark Clausen Interiors	MARK	CLAUSEN	INTERIORS	
Mark G. Clausen Homes	MARK	G	CLAUSEN	HOMES
Mark G. Clausen Hotel	MARK	G	CLAUSEN	HOTEL
Mark G. Clausen Roofing	MARK	G	CLAUSEN	ROOFING

For example, even if you follow the ARMA standard for personal names in organizational names (first name first), you might want to make an exception for the *John F. Kennedy Presidential Library*, since most people would look for the file under the Ks rather than the Js. Similarly, the file for the *Bernard J. Baruch College* might be more easily found if sequenced according to the surname, *Baruch*, rather than the first name, *Bernard*.

On the other hand, those who follow the last-name-first approach might be wiser to locate the *Sarah Lawrence College* file in the S section rather than the L, to file materials on the *John Hancock Mutual Life Insurance Company* in the J section rather than the H, to store the *Fred Astaire Dance Studios* file under F rather than A, and to put the *Mary Kay Cosmetics* file under M rather than K.

The key here is to consider the way in which the name is most likely to be looked up (see "Deciding Which Name to Use," page 619). Then provide cross-references between the alternative form and the primary form that has been selected. (See Rule 4c, note, for an example of a cross-reference.)

- b. If a prefix is used in a personal name that is part of an organizational name, do not treat the prefix as a separate unit. (See Rule 2.)

Name	Unit 1	Unit 2	Unit 3	Unit 4
A. de La Cruz Securities Company	A	DELACRUZ	SECURITIES	COMPANY
A. D'Elia Boat Sales	A	DELIA	BOAT	SALES
Peter Saint Clair Boatels	PETER	SAINTCLAIR	BOATELS	
Peter St. Clair Insurance Agency	PETER	STCLAIR	INSURANCE	AGENCY
R. San Marco Environmental Controls	R	SANMARCO	ENVIRONMENTAL	CONTROLS

Continued on page 628

- c. If a hyphenated personal name is part of an organizational name, treat the hyphenated elements as a single unit. (See Rule 3.)

Name	Unit 1	Unit 2	Unit 3	Unit 4
Mary Tom Packaging Consultants	<u>MARY</u>	<u>TOM</u>	PACKAGING	CONSULTANTS
Mary Tom-Katz Production Company	<u>MARY</u>	<u>TOMKATZ</u>	PRODUCTION	COMPANY

- d. Consider a title in an organization's name as a separate unit in the order in which it occurs. Treat abbreviated titles as they are written and ignore punctuation.

Name	Unit 1	Unit 2	Unit 3	Unit 4
Capt. Jack Seafood	<u>CAPT</u>	JACK	SEAFOOD	
Captain Ahab Tours	<u>CAPTAIN</u>	AHAB	TOURS	
Dr. Popper Vision Services	<u>DR</u>	POPPER	VISION	SERVICES
Ma Blake Food Shops	<u>MA</u>	BLAKE	FOOD	SHOPS
Miss Celeste Sportswear	<u>MISS</u>	CELESTE	SPORTSWEAR	
Mother Goose Nurseries	<u>MOTHER</u>	GOOSE	NURSERIES	
Mr. George Limousines	<u>MR</u>	GEORGE	LIMOUSINES	
Mrs. Ellis Bakeries	<u>MRS</u>	ELLIS	BAKERIES	
Princess Diana Gowns	<u>PRINCESS</u>	DIANA	GOWNS	
Saint Ann Thrift Shop	<u>SAINT*</u>	ANN	THRIFT	SHOP

*When *Saint* is used as a title rather than as a prefix in a personal name, treat it as a separate unit. (See Rule 5b.)

Rule 8: Abbreviations, Acronyms, Symbols, and Letters in Organizational Names

- a. Treat an abbreviation as a single unit. Consider it exactly as it is written, and ignore any punctuation.

Name	Unit 1	Unit 2	Unit 3	Unit 4
AFL-CIO	<u>AFLCIO</u>			
ILGWU	<u>ILGWU</u>			
NAACP	<u>NAACP</u>			
Smyly Grain Corp.	<u>SMYLY</u>	GRAIN	CORP	
Smyly Industries Inc.	<u>SMYLY</u>	INDUSTRIES	INC	
Smyth Data Systems Co.	<u>SMYTH</u>	<u>DATA</u>	SYSTEMS	CO
Smyth Datafax Ltd.	<u>SMYTH</u>	<u>DATAFAX</u>	LTD	
U. S. Data Sources*	<u>U</u>	<u>S</u>	<u>DATA</u>	SOURCES
U S Datalink	<u>U</u>	<u>S</u>	<u>DATALINK</u>	
U. S. Grant Foundation	<u>U</u>	<u>S</u>	GRANT	FOUNDATION
U.S. Data Files	<u>US</u>	<u>DATA</u>	FILES	
US Data Tracers	<u>US</u>	<u>DATA</u>	TRACERS	

*For the treatment of an abbreviation consisting of spaced letters (such as *U. S.*), see Rule 8d.

- b. Treat acronyms and the call letters of radio and TV stations as single units.

Name	Unit 1	Unit 2	Unit 3
ASCAP	<u>A</u> SCAP		
CARE	<u>C</u> A <u>R</u> E		
EPCOT	<u>E</u> PCOT		
MADD	<u>M</u> ADD		
NASDAQ	<u>N</u> ASDAQ		
NOW	<u>N</u> OW		
OPEC	<u>O</u> PEC		
OSHA	<u>O</u> SHA		
UNESCO	<u>U</u> NESCO		
VISTA	<u>V</u> ISTA		
WBBM Radio Station	<u>W</u> BBM	RADIO	STATION

NOTE: When organizations are better known by their abbreviated names (*AFL-CIO* and *NAACP*) or acronyms (*NOW* and *UNESCO*) than by their formal names, use these short forms for filing purposes and provide cross-references as necessary. (See also ¶¶520, 522. For an example of a cross-reference, see Rule 4c, note.)

- c. When the symbol & occurs in a name, consider it as if it were spelled out (that is, as *and*). If the symbol is freestanding (that is, with space on either side), treat it as a separate filing unit.

Name	Unit 1	Unit 2	Unit 3	Unit 4
A & L Fabrics	<u>A</u>	AND	L	FABRICS
A&B Publications	<u>A</u> AND <u>B</u>	PUBLICATIONS		
Allen & Korn	<u>A</u> LL <u>E</u> N	AND	KORN	
AT&T	<u>A</u> T <u>A</u> ND <u>T</u>			

- d. Treat single letters as separate units. If two or more letters in a sequence are written solid or are connected by a hyphen or a diagonal, treat the sequence as a single unit.

Name	Unit 1	Unit 2	Unit 3	Unit 4
A & D Terminals	<u>A</u>	AND	D	TERMINALS
A D S Graphics	<u>A</u>	<u>D</u>	S	GRAPHICS
AAA	<u>AAA</u>			
A&D Printers Inc.	<u>A</u> AND <u>D</u>	PRINTERS	INC	
ADS Reports	<u>A</u> DS	REPORTS		
A/V Resources	<u>A</u> V	RESOURCES		
A-Z Rental Corp.	<u>A</u> Z	RENTAL	CORP	
Triple A Realty Trust	<u>T</u> RIPLE	A	REALTY	TRUST
W Z Leasing Co.	<u>W</u>	Z	LEASING	CO
W. Y. Yee	<u>Y</u> EE	W	Y	

(person's name)

Rule 9: Geographic Names Within Organizational Names

- a. Treat each part of a geographic name as a separate unit. However, treat hyphenated parts of a geographic name as a single unit.

Name	Unit 1	Unit 2	Unit 3	Unit 4
Big Sur Tours	<u>BIG</u>	SUR	TOURS	
Lake of the Woods Camping Store*	<u>LAKE</u>	OF	THE	WOODS
New Jersey Shore Rentals	<u>NEW</u>	JERSEY	SHORE	RENTALS
Puerto Rico Sugar Traders	<u>PUERTO</u>	RICO	SUGAR	TRADERS
United States Telecom	<u>UNITED</u>	STATES	TELECOM	
West New York Bedding	<u>WEST</u>	NEW	YORK	BEDDING
Wilkes-Barre Mills	<u>WILKESBARRE</u>	MILLS		

*The words *Camping* and *Store* represent the fifth and sixth filing units in this name.

- b. When a geographic name begins with a prefix followed by a space or hyphen, treat the prefix and the following word as a single unit. (See Rule 2 for lists of prefixes.)

Name	Unit 1	Unit 2	Unit 3
El Cajon Editorial Services	<u>ELCAJON</u>	EDITORIAL	SERVICES
La Crosse Graphics	<u>LACROSSE</u>	GRAPHICS	
Las Vegas Lenders	<u>LASVEGAS</u>	LENDERS	
Le Mans Auto Repairs	<u>LEMANS</u>	AUTO	REPAIRS
Los Angeles Film Distributors	<u>LOSANGELES</u>	FILM	DISTRIBUTORS
San Francisco Cable Systems	<u>SANFRANCISCO</u>	CABLE	SYSTEMS
Santa Fe Hotel Supplies	<u>SANTAFE</u>	HOTEL	SUPPLIES
Ste.-Julie Inn	<u>STEJULIE</u>	INN	
St. Louis Water Filters	<u>STLOUIS</u>	WATER	FILTERS

NOTE: A name like *De Kalb* or *Des Moines* is considered a single unit, whereas a name like *Fond du Lac* should be treated as three units (since the prefix *du* does not come at the beginning of the geographic name).

Rule 10: Numbers in Organizational Names

- a. Arabic numerals (*1, 3, 5*) and roman numerals (*IV, XIX*) are considered separate units. Treat ordinal numbers such as *1st, 3d, and 5th* as if they were written *1, 3, and 5*.
- b. Units that contain arabic numerals precede units expressed as roman numerals and those consisting of letters of the alphabet (as shown in the chart at the top of page 631). Arrange the units containing arabic numerals in numeric order.

NOTE: For sequencing purposes most software programs will consider arabic numerals from the left. Given the arabic units in the chart below, a computer will place *1218* before *21* and *210*. To avoid this outcome, add zeros to the left of *21* and *210* to make them the same length as *1218*: *0021*, *0210*, *1218*. Then the software will sequence these units in the correct order.

Name	Unit 1	Unit 2	Unit 3	Unit 4
21st Century Travel	<u>21</u>	CENTURY	TRAVEL	
210th St. Assn.	<u>210</u>	ST	ASSN	
1218 Corp.	<u>1218</u>	CORP		
III Brothers Outlets	<u>III</u>	BROTHERS	OUTLETS	
The VII Hills Lodge	<u>VII</u>	HILLS	LODGE	THE
The IX Muses Bookshop	<u>IX</u>	MUSES	BOOKSHOP	THE
AAA Leasing Company	<u>AAA</u>	LEASING	COMPANY	
ILGWU Local 134	<u>ILGWU</u>	<u>LOCAL</u>	<u>134</u>	
ILGWU Local 145	<u>ILGWU</u>	<u>LOCAL</u>	<u>145</u>	
Seventh Heaven Vacations	<u>SEVENTH</u>	HEAVEN	VACATIONS	
Sixth Street Fashions	<u>SIXTH</u>	STREET	FASHIONS	

- c. Units that contain roman numerals follow those with arabic numerals but precede those consisting of letters of the alphabet (as shown above). Arrange units containing roman numerals in numeric order.

NOTE: For sequencing purposes, most software programs will consider roman numerals as letters of the alphabet and position them accordingly. If your software were sequencing the names shown above, the name beginning with *III* would fall between *AAA* and *ILGWU*. The name beginning with *VII* would come after *Sixth*. The name beginning with *IX* would fall between *ILGWU* and *Seventh*. To avoid having the roman numerals scattered in this way, you will have to override the program and move these names to the positions shown in the chart above.

- d. Units containing numbers expressed in words are sequenced (along with other units containing words or letters) in alphabetic order.
- e. When a number is written with a hyphen (*Seventy-Six*), ignore the hyphen and treat the number as a single unit (*SEVENTYSIX*).

Name	Unit 1	Unit 2	Unit 3	Unit 4
The Turtle Back Inn	<u>TURTLE</u>	BACK	INN	THE
Twelve Eighteen Realty Co.	<u>TWELVE</u>	EIGHTEEN	REALTY	CO
Twenty-Eight Benbow Street Studios	<u>TWENTYEIGHT</u>	BENBOW	STREET	STUDIOS
Twenty-Five Hundred Club	<u>TWENTYFIVE</u>	HUNDRED	CLUB	
The Warren 200 Colony	<u>WARREN</u>	<u>200</u>	COLONY	THE
The Warren House	<u>WARREN</u>	HOUSE	THE	
Warren Sixty-Fourth Street Salon	<u>WARREN</u>	<u>SIXTYFOURTH</u>	STREET	SALON

- f. When a phrase consists of a number (in figures or words) linked by a hyphen or a diagonal to a letter or word (for example, *1-A*, *A-1*, *1-Hour*, *4/Way*, *One-Stop*), ignore the punctuation and treat the phrase as a single unit.
- g. When the phrase consists of a figure linked to another figure by means of a hyphen or a diagonal (for example, *80-20* or *50/50*), consider only the number that precedes the punctuation.

NOTE: Most software programs will consider the complete number as well as any punctuation.

- h. When a phrase consists of a figure plus a letter or word (for example, *3M*) without any intervening space or punctuation, treat the phrase as a single unit.

Name	Unit 1	Unit 2	Unit 3	Unit 4
1-A Physical Trainers	<u>1A</u>	PHYSICAL	TRAINERS	
3 Pro Corp.	<u>3</u>	PRO	CORP	
3M	<u>3M</u>			
4X Investment Group	<u>4X</u>	INVESTMENT	GROUP	
5-10 Household Wares	<u>5</u>	HOUSEHOLD	WARES	
5 Star Video Arcade	<u>5</u>	STAR	VIDEO	ARCADE
5-Corners Pasta Dishes	<u>5CORNERS</u>	PASTA	DISHES	
7-Eleven Food Store	<u>7ELEVEN</u>	FOOD	STORE	
20/20 Eye Care	<u>20</u>	EYE	CARE	
The 30-45 Singles Club	<u>30</u>	SINGLES	CLUB	THE
A-1 Autos Inc.	<u>A1</u>	AUTOS	INC	
Adam's 10-Minute Pizza Service	<u>ADAMS</u>	10MINUTE	PIZZA	SERVICE
Adams' One-Hour Photos	<u>ADAMS</u>	ONEHOUR	PHOTOS	
Adam's One-Stop Shop	<u>ADAMS</u>	ONESTOP	SHOP	
The Fifty-Fifty Co-op	<u>FIFTYFIFTY</u>	COOP	THE	

- i. When a symbol appears with a number, treat the two elements as a single unit only if there is no space between the symbol and the number. Consider the symbol as if it were spelled out; for example, & (*and*), ¢ (*cent or cents*), \$ (*dollar or dollars*), # (*number or pounds*), % (*percent*), and + (*plus*).

Name	Unit 1	Unit 2	Unit 3	Unit 4
The \$50 Outerwear Shop	<u>50DOLLAR*</u>	OUTERWEAR	SHOP	THE
50% Off Clothing Outlet	<u>50PERCENT</u>	OFF	CLOTHING	OUTLET
The 50+ Retirement Community	<u>50PLUS</u>	RETIREMENT	COMMUNITY	THE
The #1 Pizza Parlor	<u>NUMBER1</u>	PIZZA	PARLOR	THE
The Original 5&10	<u>ORIGINAL</u>	5AND10	THE	
Plaza 5 & 10	<u>PLAZA</u>	5	AND	10

*When a \$ sign precedes a number, consider the number and then *DOLLAR* (or *DOLLARS*) in that order.

NOTE: Most software programs will consider these symbols on the basis of where they occur in the sequence of character sets. If you convert the symbol to a spelled-out form as shown in the chart on the bottom of page 632, it will be sequenced in the correct alphabetic order.

Rule 11: Alphabetizing by Addresses

When two organizational names are otherwise identical, alphabetize them according to address.

- a. First alphabetize by city.
- b. If the city names are the same, consider the state. (For example, *Charleston, South Carolina*, comes before *Charleston, West Virginia*.)

Name	Unit 1	Unit 2	Unit 3	Unit 4
McDonald's Durango, Colorado	<u>MCDONALDS</u>	<u>DURANGO</u>	<u>COLORADO</u>	
McDonald's Springfield, Missouri	<u>MCDONALDS</u>	<u>SPRINGFIELD</u>	<u>MISSOURI</u>	
McDonald's Springfield, South Dakota	<u>MCDONALDS</u>	<u>SPRINGFIELD</u>	<u>SOUTH</u>	<u>DAKOTA</u>
McDonald's Torrington, Connecticut	<u>MCDONALDS</u>	<u>TORRINGTON</u>	<u>CONNECTICUT</u>	

- c. If both the city and the state are identical, alphabetize according to the street name.
- d. If the street name is a number, treat it exactly as written. Numbered street names expressed *in figures* precede street names (numbered or otherwise) expressed *in words*. Numbered street names expressed *in figures* are sequenced in numeric order. Numbered street names *in words* are sequenced (along with other street names in words) in alphabetic order.

Name	Unit 1	Unit 2	Unit 3	Unit 4
McDonald's 17th Street Tallahassee, Florida	<u>MCDONALDS</u>	<u>TALLAHASSEE</u>	<u>17</u>	<u>STREET</u>
McDonald's 41st Street Tallahassee, Florida	<u>MCDONALDS</u>	<u>TALLAHASSEE</u>	<u>41</u>	<u>STREET</u>
McDonald's Appleyard Drive Tallahassee, Florida	<u>MCDONALDS</u>	<u>TALLAHASSEE</u>	<u>APPLEYARD</u>	<u>DRIVE</u>
McDonald's Third Avenue Tallahassee, Florida	<u>MCDONALDS</u>	<u>TALLAHASSEE</u>	<u>THIRD</u>	<u>AVENUE</u>

Continued on page 634

- e. If the street names are also the same, alphabetize by direction if the direction is part of the address (for example, *north*, *south*, *northeast*, *southwest*).

Name	Unit 1	Unit 2	Unit 3	Unit 4	Unit 5
McDonald's N. 16th Street Tallahassee, Florida	<u>MCDONALDS</u>	<u>TALLAHASSEE</u>	<u>N</u>	16	STREET
McDonald's S. 16th Street Tallahassee, Florida	<u>MCDONALDS</u>	<u>TALLAHASSEE</u>	<u>S</u>	16	STREET
McDonald's Swan Avenue East Tallahassee, Florida	<u>MCDONALDS</u>	<u>TALLAHASSEE</u>	<u>SWAN AVENUE</u>	<u>EAST</u>	
McDonald's Swan Avenue West Tallahassee, Florida	<u>MCDONALDS</u>	<u>TALLAHASSEE</u>	<u>SWAN AVENUE</u>	<u>WEST</u>	

- f. If all the foregoing units are identical, consider the house or building numbers and sequence them in numeric order.

Name	Unit 1	Unit 2	Unit 3	Unit 4	Unit 5
McDonald's 110 Park Avenue Tallahassee, Florida	<u>MCDONALDS</u>	<u>TALLAHASSEE</u>	<u>PARK AVENUE</u>	<u>110</u>	
McDonald's 638 Park Avenue Tallahassee, Florida	<u>MCDONALDS</u>	<u>TALLAHASSEE</u>	<u>PARK AVENUE</u>	<u>638</u>	
McDonald's 23 Tier Street Tallahassee, Florida	<u>MCDONALDS</u>	<u>TALLAHASSEE</u>	<u>TIER STREET</u>	<u>23</u>	
McDonald's 870 Tier Street Tallahassee, Florida	<u>MCDONALDS</u>	<u>TALLAHASSEE</u>	<u>TIER STREET</u>	<u>870</u>	

Governmental Names

Rule 12: Federal Government Names

- For any organization that is part of the federal government, consider *United States Government* as the first three units.
- If necessary, consider the name of the department, transposing *Department of* to the end. (For example, treat *Department of Labor* as three separate units: *LABOR DEPARTMENT OF*.)
- Next consider the name of the office or bureau within the department. Transpose opening phrases such as *Office of* and *Bureau of* to the end. (For example, treat *Bureau of Labor Statistics* as four separate units: *LABOR STATISTICS BUREAU OF*.)

NOTE: It is permissible to omit the names of departments (as is done in the following examples) and move directly from *United States Government* to the name of the office or bureau.

Name	Unit 4*	Unit 5	Unit 6	Unit 7
Office of Consumer Affairs	<u>C</u> ONSUMER	AFFAIRS	OFFICE	OF
Federal Bureau of Investigation	<u>F</u> EDERAL	BUREAU	OF	INVESTIGATION
Food and Drug Administration	<u>F</u> OOD	AND	DRUG	ADMINISTRATION
General Accounting Office	<u>G</u> ENERAL	ACCOUNTING	OFFICE	
National Labor Relations Board	<u>N</u> ATIONAL	LABOR	RELATIONS	BOARD
National Park Service	<u>N</u> ATIONAL	PARK	SERVICE	

*The first three units are *United States Government*.

Rule 13: State and Local Government Names

- For any organization (except an educational institution) that is part of a state, county, city, or town government, first consider the distinctive place name (for example, *Idaho* or *Sandpoint*).
- Then consider the name of the department, bureau, or other subdivision, transposing elements (if necessary) as was done with federal departments and bureaus in Rule 12.

NOTE: Do not add *state*, *city*, or a similar term after the distinctive place name unless it is necessary to distinguish such names as *New York State*, *New York County*, and *New York City*. Moreover, do not add *of*, *of the*, or a similar expression unless it is part of the official name.

Name	Unit 1	Unit 2	Unit 3	Unit 4	Unit 5
Illinois State Board of Education	<u>I</u> LLINOIS	STATE	EDUCATION	BOARD	OF
Iowa Division of Labor	<u>I</u> OWA	LABOR	DIVISION	OF	
Water Commission, City of Yuma	<u>Y</u> UMA	CITY	OF	WATER	COMMISSION
Registry of Deeds, Yuma County	<u>Y</u> UMA	COUNTY	DEEDS	REGISTRY	OF

Glossary of Grammatical Terms

Active verb. See *Voice, active*.

Adjective. A word that answers the question *what kind* (*excellent results*), *how many* (*four laptops*), or *which one* (the *latest*) data. An adjective may be a single word (a *wealthy man*), a phrase (a *man of great wealth*), or a clause (a *man who possesses great wealth*). An adjective modifies the meaning of a noun (*loose cannon*) or a pronoun (*unlucky me, I was wrong*).

Adjective, predicate. See *Complement*.

Adverb. A word that answers the question *when, where, why, in what manner, or to what extent*. An adverb may be a single word (*speak clearly*), a phrase (*speak in a clear voice*), or a clause (*speak as clearly as you can*). An adverb modifies the meaning of a verb, an adjective, or another adverb. (See also *Clause, adverbial*.)

We closed the deal *quickly*. (Modifies the verb *closed*.)

Caroline seemed *genuinely* pleased. (Modifies the adjective *pleased*.)

My presentation went *surprisingly* well. (Modifies the adverb *well*.)

Adverbial conjunctive (or connective). An adverb that connects the main clauses of a compound sentence; for example, *however, therefore, nevertheless, hence, moreover, otherwise, consequently*. Also referred to as a *conjunctive adverb* or a *transitional expression*. (See also ¶¶138a, 178.)

Antecedent. A noun or a noun phrase to which a pronoun refers.

She is the *person who* wrote the letter. (*Person* is the antecedent of *who*.)

Owning a home has its advantages. (*Owning a home* is the antecedent of *its*.)

Appositive. A noun or a noun phrase that identifies another noun or pronoun that immediately precedes it. (See ¶¶148–150.)

Mr Mancuso, *our chief financial officer*, would like to meet you.

My brother *Kyle* and his wife *Martha* are planning to move to Colorado.

Article. Considered an adjective. The *definite* article is *the*; the *indefinite* articles are *a* and *an*. (For a usage note on *a–an*, see pages 311–312.)

Auxiliary verb. See *Verb, helping*.

Case. The form of a noun or of a pronoun that indicates its relation to other words in the sentence. There are three cases: nominative, possessive, and objective. *Nouns* have the same form in the nominative and objective cases but a special ending for the possessive. (See ¶¶627–652.) The forms for *pronouns* are:

Nominative	Possessive	Objective
I	my, mine	me
you	your, yours	you
he, she, it	his, hers, its	him, her, it
we	our, ours	us
they	their, theirs	them
who	whose	whom

Nominative case. Used for the subject or the complement of a verb.

She publishes a newsletter (Subject)

The person who called you was I (Complement)

Possessive case. Used to show ownership and other relationships. (See ¶¶627–652, especially the examples in ¶627.)

My statistical analysis is in this report. The suggestions in the appendix are also *mine*.

Objective case. Used for (1) the object of a verb, (2) the object of a preposition, (3) the subject of an infinitive, (4) the object of an infinitive, and (5) the complement of the infinitive *to be*.

Can you help *us* this weekend? (Object of the verb *help*.)

Brenda has not written to *me*. (Object of the preposition *to*.)

I encouraged *her* to enter the biathlon. (Subject of the infinitive *to enter*.)

William promised to call *me* but he didn't. (Object of the infinitive *to call*.)

They believed *me* to be *her*. (Complement of the infinitive *to be*.)

Clause. A group of related words containing a subject and a predicate. An *independent clause* (also known as a *main clause* or *principal clause*) expresses a complete thought and can stand alone as a sentence. A *dependent clause* (also known as a *subordinate clause*) does not express a complete thought and cannot stand alone as a sentence.

I will go (*independent clause*) if I am invited (*dependent clause*).

Adjective clause. A dependent clause that modifies a noun or a pronoun in the main clause. Adjective clauses are joined to the main clause by relative pronouns (*which, that, who, whose, whom*).

Their bill, *which includes servicing*, seems reasonable. (Modifies *bill*.)

Adverbial clause. A dependent clause that functions as an adverb in its relation to the main clause. Adverbial clauses indicate time, place, manner, cause, purpose, condition, result, reason, or contrast.

These orders can be filled *as soon as stock is received*. (Time.)

I was advised to live *where the climate is dry*. (Place.)

She worked *as though her life depended on it*. (Manner.)

Please write me at once *if you have any suggestions*. (Condition.)

Because our plant is closed in August, we cannot fill your order now. (Reason.)

Coordinate clauses. Clauses of the same rank—*independent* or *dependent*.

Carl will oversee the day-to-day operations, and *Sheila will be responsible for the finances*. (Coordinate independent clauses.)

When you have read the user's manual and you have mastered all the basic operations, try to deal with these special applications. (Coordinate dependent clauses.)

Elliptical clause. A clause from which key words have been omitted. (See ¶¶101b–c, 111, 119a, 130b, and 1082d.)

Now, for the next topic. *Really?* *If possible, arrive at one.*

Essential (restrictive) clause. A dependent clause that cannot be omitted without changing the meaning of the main (independent) clause. Essential clauses are *not* set off by commas.

The magazine *that came yesterday* contains an evaluation of new software.

Nonessential (nonrestrictive) clause. A dependent clause that adds descriptive information but could be omitted without changing the meaning of the main (independent) clause. Such clauses are separated or set off from the main clause by commas.

She has had a lot of success with her latest book, *which deals with corporate finance*.

Her latest book, *which deals with corporate financial analysis*, has sold quite well.

Noun clause. A dependent clause that functions as a noun in the main clause.

Whether the proposal will be accepted remains to be seen. (Noun clause as subject.)

They thought *that the plan was a failure*. (Noun clause as object.)

Then he said, *"Who gave you that information?"* (Noun clause as object.)

Comparison. The form of an adjective or adverb that indicates degrees in quality, quantity, or manner. The degrees are positive, comparative, and superlative. (See ¶1071.)

Positive. The simple form; for example, *new, efficient* (adjectives); *soon, quietly* (adverbs).

Comparative. Indicates a higher or lower degree of quality or manner than is expressed by the positive degree. The comparative is used when two things are compared and is regularly formed by adding *er* to the positive degree (*newer, sooner*). In longer words the comparative is formed by adding *more* or *less* to the positive (*more efficient, less efficient; more quietly, less quietly*).

Superlative. Denotes the highest or lowest degree of quality or manner. The superlative is used when more than two things are compared and is regularly formed by adding *est* to the positive degree (*newest, soonest*). In longer words the superlative is formed by adding *most* or *least* to the positive (*most efficient, least efficient; most quietly, least quietly*).

Complement. A word or phrase that completes the sense of the verb. It may be an object, a predicate noun, a predicate pronoun, or a predicate adjective.

Object. Follows a transitive verb. (See *Verb*.)

I have already drafted the *contract*.

Predicate noun or pronoun. Follows a linking verb (such as *is, are, was, were, will be, has been, could be*). It explains the subject and is identical with it. (Also called a *predicate complement, subject complement, and predicate nominative*.)

Miss Kwong is our new *accountant*. (*Accountant* refers to *Miss Kwong*.)

The person responsible for the decision was *I*. (The pronoun *I* refers to *person*.)

Predicate adjective. Completes the sense of a linking verb. (Also called a *predicate complement*.)

These charges are *excessive*. (The adjective *excessive* refers to *charges*.)

NOTE: In this manual, the term *complement* is used to refer only to a predicate noun, pronoun, or adjective following a linking verb. The term *object* is used to denote the complement of a transitive verb.

Compound adjective. A phrase or clause that qualifies, limits, or restricts the meaning of a word. Also referred to as a *compound modifier*. (See also ¶¶813–832.)

Conjunction. A word or phrase that connects words, phrases, or clauses.

Coordinating conjunction. Connects words, phrases, or clauses of equal rank. The coordinating conjunctions are *and, but, or, and nor*.

Correlative conjunction. Consists of two elements that are used in pairs; for example, *both . . . and, not only . . . but (also), either . . . or, neither . . . nor*.

Subordinating conjunction. Used to join a dependent clause to a main (independent) clause; for example, *when, where, after, before, if*. (See ¶132.)

Conjunctive adverb. See *Adverbial conjunctive*.

Connective. A word that joins words, phrases, or clauses. The chief types of connectives are conjunctions, adverbial conjunctives, prepositions, and relative pronouns.

Consonants. The letters *b, c, d, f, g, h, j, k, l, m, n, p, q, r, s, t, v, w, x, y, z*. The letters *w* and *y* sometimes serve as vowels (as in *saw* and *rhyme*). (See also *Vowels*.)

Contraction. A shortened form of a word or phrase in which an apostrophe indicates the omitted letters or words; for example, *don't* for *do not*. (See ¶505b–e.)

Dangling modifier. A modifier that is attached either to no word in a sentence or to the wrong word. (See *Modifier* and ¶¶1082–1087.)

Direct address. A construction in which a speaker or a writer addresses another person directly; for example, "What do you think, Sylvia?"

Elliptical expressions. Condensed expressions from which key words have been omitted; for example, *if necessary* (for *if it is necessary*). (See ¶¶101b–c, 111, 119a; see also *Clause; Sentence*.)

Essential elements. Words, phrases, or clauses needed to complete the structure or meaning of a sentence. (See also *Clause; Phrase*.)

Gender. The characteristic of nouns and pronouns that indicates whether the thing named is *masculine* (*man, boy, he*), *feminine* (*woman, girl, she*), or *neuter* (*book, concept, it*). Nouns that refer to either males or females have *common gender* (*person, child*).

Gerund. A verb form ending in *ing* and used as a *noun*.

Selling requires special skills. (Subject.)

I enjoy *selling*. (Direct object of *enjoy*.)

She is experienced in *selling*. (Object of preposition *in*.)

Dangling gerund. A prepositional-gerund phrase that is attached either to no word in a sentence or to the wrong word. (See ¶1082c.)

Imperative. See *Mood*.

Indicative. See *Mood*.

Infinitive. The form of the verb usually introduced by *to* (see ¶¶1044–1046). An infinitive may be used as a noun, an adjective, or an adverb. (See *Phrase*.)

NOUN: *To find affordable housing these days* is not easy. (Subject.)

She is trying *to do a hatchet job on my proposal*. (Object.)

ADJECTIVE: I still have two more contracts *to draft*. (Modifies *contracts*.)

ADVERB: He resigned *to take another position*. (Modifies *resigned*.)

Interjection. A word that shows emotion; usually without grammatical connection to other parts of a sentence.

Wow! What a weekend!

Oh, so that's what he meant.

Modifier. A word, phrase, or clause that qualifies, limits, or restricts the meaning of a word. (See *Adjective; Adverb; Compound adjective; Dangling modifier; Squinting modifier*.)

Mood (mode). The form of the verb that shows the manner of the action. There are three moods: indicative, imperative, and subjunctive.

Indicative. States a fact or asks a question.

Our lease has expired.

When does our lease expire?

Imperative. Expresses a command or makes a request.

Call me next week.

Please send me your latest catalog.

Subjunctive. Used in dependent clauses following main (independent) clauses expressing necessity, demand, or wishing (see ¶¶1038–1039); also used in *if*, *as if*, and *as though* clauses that state conditions which are improbable, doubtful, or contrary to fact (see ¶¶1040–1043).

I demand that we *be* heard.

It is imperative that he *be* notified.

We urge that she *be* elected.

If he *were* appointed, I would quit.

I wish I *were* going.

If she *had* known, she would have written.

Nominative case. See *Case, nominative*.

Nonessential elements. Words, phrases, or clauses that are not needed to complete the structure or meaning of a sentence. (See also *Clause; Phrase*.)

Noun. The name of a person, place, object, idea, quality, or activity.

Abstract noun. The name of a quality or a general idea; for example, *courage, freedom*.

Collective noun. A noun that represents a group of persons, animals, or things; for example, *audience, company, flock*. (See ¶1019.)

Common noun. The name of a class of persons, places, or things; for example, *child, house*. (See ¶¶307–310.)

Predicate noun. See *Complement*.

Proper noun. The official name of a particular person, place, or thing; for example, *Ellen, San Diego, Wednesday*. Proper nouns are capitalized. (See ¶¶303–306.)

Number. The characteristic of a noun, pronoun, or verb that indicates whether one person or thing (singular) or more than one (plural) is meant.

NOUN: beeper, beepers

PRONOUN: she, they

VERB: (she) works, (they) work

Object. The person or thing that receives the action of a transitive verb. An object may be a word, a phrase, or a clause. (See *Case, objective*.)

I need a new laptop *computer*. (Word.)

She prefers *to work with hard copy*. (Infinitive phrase.)

We did not realize *that your deadline was so tight*. (Clause.)

Direct object. The person or thing that is directly affected by the action of the verb. (The object in each of the three sentences above is a *direct* object.)

Indirect object. The person or thing indirectly affected by the action of the verb. The indirect object can be made the object of the preposition *to* or *for*.

Molly gave (to) *me* a hard time about my sales performance this quarter.

Ordinal number. The form of a number that indicates order or succession; for example, *first, second, twelfth* or *1st, 2d, 12th*. (See ¶¶424–426.)

Parenthetical elements. Words, phrases, or clauses that are not necessary to complete the structure or the meaning of a sentence.

Gina Sala, *my wife's older sister*, is my accountant.

Participle. A word that may stand alone as an adjective or may be combined with helping (auxiliary) verbs to form different tenses (see ¶¶1033–1034). There are three forms: present, past, and perfect.

Present participle. Ends in *ing*; for example, *making, advertising*.

Past participle. Regularly ends in *ed* (as in *asked* or *filed*) but may be irregularly formed (as in *lost, seen, and written*). (See ¶1030a–b.)

Perfect participle. Consists of *having* plus the past participle; for example, *having asked, having lost*.

When a participle functions as an *adjective*, it modifies a noun or a pronoun.

The *coming* year poses some new challenges. (Modifies *year*.)

Having retired last year, I now do volunteer work. (Modifies *I*.)

Because a participle has many of the characteristics of a verb, it may take an object and be modified by an adverb. The participle and its object and modifiers make up a *participial phrase*.

Seizing the opportunity, Orzo offered to buy the business. (*Opportunity* is the object of *seizing*.)

Moving aggressively, we can control the market. (*Aggressively* modifies *moving*.)

Dangling participle. A participial phrase attached either to no word in a sentence or to the wrong word. (See *Phrase* and ¶1082a.)

Parts of speech. The eight classes into which words are grouped according to their uses in a sentence: verb, noun, pronoun, adjective, adverb, conjunction, preposition, and interjection.

Time flies like an arrow. (In this case, *time* is a noun, *flies* is a verb, and *like* is a preposition.)
Fruit flies like a banana. (In this case, *flies* is part of a compound noun, *fruit flies*; *like* is a verb.)

Passive verb. See *Voice, passive*.

Person. The characteristic of a word that indicates whether a person is speaking (*first person*), is spoken to (*second person*), or is spoken about (*third person*). Only personal pronouns and verbs change their forms to show person. All nouns are considered third person.

	Singular	Plural
FIRST PERSON:	<i>I</i> like this book.	<i>We</i> like this book.
SECOND PERSON:	<i>You</i> like this book.	<i>You</i> like this book.
THIRD PERSON:	<i>She</i> likes this book.	<i>They</i> like this book.

Phrase. A group of two or more words without a subject and a predicate; used as a noun, an adjective, or an adverb. (See *Predicate*.)

Noun phrase. A phrase that functions as a noun (such as a gerund phrase, an infinitive phrase, or a prepositional phrase).

I like *running my own business*. (Gerund phrase as object.)
To provide the best possible service is our goal. (Infinitive phrase as subject.)
Before 9 a.m. is the best time to call me. (Prepositional phrase as subject.)

Adjective phrase. A phrase that functions as an adjective (such as an infinitive phrase, a participial phrase, or a prepositional phrase).

The time *to act* is now! (Infinitive phrase indicating what kind of time.)

Adverbial phrase. A phrase that functions as an adverb (such as an infinitive phrase or a prepositional phrase).

Let's plan to meet *after lunch*. (Prepositional phrase indicating when to meet.)

Gerund phrase. A gerund plus its object and modifiers; used as a noun.

Delaying payments to your suppliers will prove costly. (Gerund phrase as subject.)

Infinitive phrase. An infinitive plus its object and modifiers; may be used as a noun, an adjective, or an adverb. An infinitive phrase that is attached either to no word in a sentence or to the wrong word is called a *dangling infinitive*. (See ¶1082b.)

To get TF's okay on this purchase order took some doing. (As a noun; serves as subject of the verb *took*.)
 The decision *to close the Morrisville plant* was not made easily. (As an adjective; tells what kind of decision.)
 Janice resigned *to open her own business*. (As an adverb; tells why Janice resigned.)

NOTE: An infinitive phrase, unlike other phrases, may sometimes have a subject. This subject precedes the infinitive and is in the objective case.

I want *her* to review this draft for accuracy. (*Her* is the subject of *to review*.)

Participial phrase. A participle and its object and modifiers; used as an adjective.

The committee *considering your proposal* should come to a decision this week.
I prefer the cover sample *printed in blue and yellow*.

Prepositional phrase. A preposition and its object and modifiers; may be used as a noun, an adjective, or an adverb.

From Boston to Tulsa is about 1550 miles. (As a noun; serves as subject of *is*.)

Profits *in the automobile industry* are up sharply this quarter. (As an adjective; indicates which type of profits.)

You handled Dr. Waterman's objections *with great skill*. (As an adverb; indicates the manner in which the objections were handled.)

Prepositional-gerund phrase. A phrase that begins with a preposition and has a gerund as the object. (See *Gerund* and ¶1082c.)

By rechecking these figures before you release them, you deal with any questions raised by higher management. (*By* is the preposition; *rechecking*, a gerund, is the object of *by*.)

Essential (restrictive) phrase. A phrase that limits, defines, or identifies; cannot be omitted without changing the meaning of the sentence.

The study *analyzing our competitors' promotion activities* will be finished within the next two weeks.

Nonessential (nonrestrictive) phrase. A phrase that can be omitted without changing the meaning of the sentence.

The Stanforth-Palmer Company, *one of the country's largest financial services organizations*, is expanding into satellite communications.

Verb phrase. The individual words that make up the verb in a sentence. Sometimes a verb phrase includes an adverb. A verb phrase can function only as a verb.

You *should work together* with Nora on the report. (The verb phrase consists of the verb form *should work* plus the adverb *together*.)

Positive degree. See *Comparison, positive*.

Possessive case. See *Case, possessive*.

Predicate. That part of a sentence which tells what the subject does or what is done to the subject or what state of being the subject is in. (See also *Verb*.)

Complete predicate. Consists of a verb and its complement along with any modifiers.

Barbara has handled the job well.

Simple predicate. The verb alone, without regard for any complement or modifiers that may accompany it.

Barbara has handled the job well.

Compound predicate. Two or more predicates joined by conjunctions.

Barbara has handled the job well and deserves a good deal of praise.

Predicate adjective. See *Complement*.

Predicate nominative. See *Complement*.

Prefix. A letter, syllable, or word added to the beginning of a word to change its meaning; for example, *afloat, reupholster, undernourished*. (See ¶¶833–846.)

Preposition. A connective (such as *from, to, in, on, of, at, by, for, with*) that shows the relationship between a noun or pronoun and some other word in the sentence. The noun or pronoun following a preposition is in the objective case. (See ¶¶1077–1080.)

Martin's work was reviewed *by Hedley and me*.

Principal parts. The forms of a verb from which all other forms are derived: the *present*, the *past*, the *past participle*, and the *present participle*. (See ¶¶1030–1035.)

Pronoun. A word used in place of a noun. (See ¶¶1049–1064.)

PERSONAL:	<i>I, you, he, she, it, we, they, etc.</i>
RELATIVE:	<i>who, whose, whom, which, that, and compounds such as whoever</i>
INTERROGATIVE:	<i>who, which, what, etc.</i>
COMPOUND PERSONAL:	<i>myself, yourself, himself, herself, ourselves, themselves, etc.</i>
DEMONSTRATIVE:	<i>this, that, these, those</i>
INDEFINITE:	<i>each, either, any, anyone, someone, everyone, few, all, etc.</i>

➤ For a chart showing the nominative, possessive, and objective cases for personal, relative, and interrogative pronouns, see page 287.

Punctuation. Marks used to indicate relationships between words, phrases, and clauses.

Terminal (end) punctuation. The period, the question mark, and the exclamation point—the three marks that may indicate the end of a sentence.

NOTE: When a sentence breaks off abruptly, a dash may be used to mark the end of the sentence (see ¶¶207–208). When a sentence trails off without really ending, ellipsis marks (three spaced periods) are used to mark the end of the sentence (see ¶291a).

Internal punctuation. Commas, semicolons, colons, dashes, parentheses, quotation marks, apostrophes, ellipsis marks, asterisks, diagonals, and brackets are the most common marks of internal punctuation.

Question.

Direct question. A question in its original form, as spoken or written.

He then asked me, "What is your opinion?"

Indirect question. A restatement of a question without the use of the exact words of the speaker.

He then asked me what my opinion was.

Independent question. A question that represents a complete sentence but is incorporated in a larger sentence.

The main question is, Who will translate this idea into a clear plan of action?

Quotation.

Direct quotation. A quotation of words exactly as spoken or written.

I myself heard Ed say, "I will arrive in Santa Fe on Tuesday."

Indirect quotation. A restatement of a quotation without the use of the exact words of the speaker.

I myself heard Ed say that he would arrive in Santa Fe on Tuesday.

Sentence. A group of words representing a complete thought and containing a subject and a predicate (a verb along with any complements and modifiers).

Simple sentence. A sentence consisting of one independent clause.

I have no recollection of the meeting.

Compound sentence. A sentence consisting of two or more independent clauses.

Our Boston office will be closed, and our Dallas office will be relocated.

Complex sentence. A sentence consisting of one independent clause (also called the *main clause*) and one or more dependent clauses.

We will make an exception to the policy if circumstances warrant.

Compound-complex sentence. A sentence consisting of two independent clauses and one or more dependent clauses.

I tried to handle the monthly report alone, but when I began to analyze the data, I realized that I needed your help.

Elliptical sentence. A word or phrase treated as a complete sentence, even though the subject and verb are understood but not expressed. (See ¶¶101b–c, 111, 119a.)

Enough on that subject. Why not?

Declarative sentence. A sentence that makes a statement.

Our company is continually testing cutting-edge technologies.

Interrogative sentence. A sentence that asks a question.

When will the conference begin?

Exclamatory sentence. A sentence that expresses strong feeling.

Don't even think of smoking here!

Imperative sentence. A sentence that expresses a command or a request. (The subject *you* is understood if it is not expressed.)

Send a check at once. Please let us hear from you.

Sentence fragment. A phrase or clause that is incorrectly treated as a sentence. (See ¶101c.)

Squinting modifier. A modifier placed in such a way that it can be interpreted as modifying either what precedes or what follows. (See ¶1087.)

Statement. A sentence that asserts a fact. (See also *Sentence*.)

Subject. A word, phrase, or clause that names the person, place, or thing about which something is said. (See *Case*, *nominative*.)

The law firm with the best reputation in town is Barringer and Doyle.

Whoever applies for the job from within the department will get special consideration.

Compound subject. Two or more subjects joined by a conjunction.

My wife and my three sons are off on a white-water rafting trip.

Subjunctive. See *Mood*.

Suffix. A letter, syllable, or word added to the end of a word to modify its meaning; for example, *trendy*, *friendly*, *countless*, *receivership*, *lonesome*. (See ¶833a.)

Superlative degree. See *Comparison*, *superlative*.

Syllable. One or more letters that represent one sound. (See ¶¶901–904.)

Tense. The property of a verb that expresses *time*. (See ¶¶1031–1035.) The three *primary* tenses correspond to the three time divisions:

PRESENT:	they think
PAST:	they thought
FUTURE:	they will think

There are three *perfect* tenses, corresponding to the primary tenses:

PRESENT PERFECT:	they have thought
PAST PERFECT:	they had thought
FUTURE PERFECT:	they will have thought

There are six *progressive* tenses, corresponding to each of the primary and perfect tenses:

PRESENT PROGRESSIVE:	they are thinking
PAST PROGRESSIVE:	they were thinking
FUTURE PROGRESSIVE:	they will be thinking
PRESENT PERFECT PROGRESSIVE:	they have been thinking
PAST PERFECT PROGRESSIVE:	they had been thinking
FUTURE PERFECT PROGRESSIVE:	they will have been thinking

There are two *emphatic* tenses:

PRESENT EMPHATIC:	they do think
PAST EMPHATIC:	they did think

➤ For an illustration of how these tenses are formed, see pages 274–275.

Transitional expressions. Expressions that link independent clauses or sentences; for example, *as a result, therefore, on the other hand, nevertheless*. (See also ¶138a; *Adverbial conjunctive*.)

Verb. A word or phrase used to express action or state of being. (See also *Mood*.)

Enniston *has boosted* its sales goals for the year. (Action.)

My son-in-law was originally a lawyer, but he *has now become* a computer-game designer. (State of being.)

Helping (auxiliary) verb. A verb that helps in the formation of another verb. (See ¶¶1030c, 1033–1034.) The chief helping verbs are *be, can, could, do, have, may, might, must, ought, shall, should, will, would*.

Transitive verb. A verb that requires an object to complete its meaning.

Fusilli *has rejected* all offers to purchase his business.

Intransitive verb. A verb that does not require an object to complete its meaning.

As market growth *occurs* and customer interest *builds*, our sales expectations *are rising* and top management's excitement *has increased*.

Linking verb. A verb that connects a subject with a predicate adjective, noun, or pronoun. The various forms of *to be* are the most commonly used linking verbs. *Become, look, seem, appear, and grow* are also used as linking verbs. (See *Complement* and ¶1067.)

Laura *seemed* willing to compromise, but Frank *became* obstinate in his demands.

Was he afraid that any concession might make him *appear* a fool?

Principal parts of verbs. See *Principal parts*.

Verbal. A word that is derived from a verb but functions in some other way. (See *Gerund; Infinitive; Participle*.)

Voice. The property of a verb that indicates whether the subject acts or is acted upon.

Active voice. A verb is in the active voice when its subject is the doer of the act. (See ¶1037.)

About a dozen people *reviewed* the report in draft form.

Passive voice. A verb is in the passive voice when its subject is acted upon. (See ¶¶1036–1037.)

The report *was reviewed* in draft form by about a dozen people.

Vowels. The letters *a, e, i, o, and u*. The letters *w* and *y* sometimes act like vowels (as in *awl* or in *cry*). (See also *Consonants*.)

This index contains many entries for individual words and expressions—as many as the space in a printed book will allow. A much more extensive index has been posted on the *Gregg* Web site: <<http://www.gregg.com>>. You can look for paragraph and page numbers there, or for greater convenience, you can download this electronic index to your computer.

NOTE: The **boldface** numbers in this index refer to paragraph numbers; the lightface numbers refer to page numbers.

a

in place of *of*, 312
 in place of *per*, 337
 prefixes ending in, 834
 words ending in, 614, 177
à (see *Circumflex*, 718c)
â (see *Grave accent*, 718b)
AAA, 520b
a-an, 311–312 (see also *Articles*)
 before abbreviation,
 501b (note)
 before item in series, 311
 at beginning of
 quotations, 231c
 in literary and artistic
 works, 360
 as modifier, 307
Abbreviations, 501–550
 with *a* or *an*, 501b (note)
 academic, 157, 508–509, 519
 acceptable forms of, 503
 acronyms, 501b, 522, 544,
 1710a, 628–629
 angle brackets to set off, 297b
 avoiding redundancies, 501c,
 522e, 544b
 basic rules, 501–514, 603–604
 broadcasting stations, 523
 business expressions, 541–542
 Canadian provinces, 1336b
 capitalization of, 508, 514,
 520a, 542
 chemical expressions, 539
 choosing between alternatives,
 503–505, 542
 cities, 529b, 1333, 1369a
 before closing parenthesis,
 224c, 225c
 in column heads, 1621c
 common, 541, 544–546
 compass points,
 530–531, 1330
 computer terms, 544
 consistency in usage, 504
 contractions vs., 505
 days, 502d, 532
 defining unfamiliar expressions,
 504 (note)
 degrees, academic
 (see *Degrees, academic*)
 diagonal in 294

Abbreviations (cont.)

division at end of line, 905,
 920f, 920h
 editing, 1203c
 in e-mail, 297b, 1382m
 at end of sentence, 512–513
 essay on, 603–604
 figures in sequence, 460
 figures with, 401b, 453
 in file name notations, 1356c
 filing rules for, 621–622,
 628–629
 foreign currencies, 413b
 foreign expressions, 545
 geographic names, 502d, 508,
 526–529, 1328–1330,
 1333–1334, 1336
 government and international
 agencies, 524–525
Inc., *Ltd.*, and *Co.*, 122f,
 159, 502b, 639,
 1326b, 1326d
 initialisms, 501b, 546, 311
 (see also *a-an*)
Jr., *Sr.*, and *Esq.*, 122f,
 156–158, 518, 615d,
 639, 1323a–b, 624
 in letterheads, 1310c
 letters that are not
 abbreviations, 547, 549
M, 470
 mathematical expressions, 540
 measurements, 428d,
 431–432, 453, 502d,
 535–538, 620
 miscellaneous expressions,
 508, 546–550
 months, 502d, 532
NA, 1633a
 of numbers, 460, 470
 numbers with, 401b, 453
 in organizational names,
 502b–c, 505b (note),
 516, 520–521, 528a,
 1326a–c
 with personal names, 122f,
 502b, 515–519, 615d,
 618, 1320–1324,
 621–622
 plurals, 428d, 503, 619–623
 possessives, 638–639

Abbreviations (cont.)

in post office box numbers,
 1310c (note)
 professional designations, 519
 punctuation with, 156–159,
 181, 506–513, 535a
 quoted, 247, 253a, 257–258
 radio stations, 523
 redundant terms, 501c, 544b
 religious orders, 519, 1323d
 in scannable resumes, 1710a
 of short words, 502e
 spacing with, 102e, 507–513
 states (U.S.), 512 (note); *list*,
 527, 1334, 1540a (note)
 in street addresses, 530–531,
 1328–1330
 symbols in place of, 543
 in tables, 1621c, 1626b,
 1633a, 1636a, 1637c
 in telephone numbers,
 1310c (note)
 television stations, 523
 time and time zones, 502b,
 533–534
 titles, 502b, 517, 1321–1322,
 1323c (note), 1338d,
 1339, 1350–1352
 top-level domains expressed
 as, 1377a
 unfamiliar, 504
 of *United States*, 525
 as verbs, 548–549
 when to use, 501–505
 with or without periods, 503,
 506–510
 words that are not
 abbreviations, 510
ABD, 519 (see also *Degrees*,
 academic)
abdomen, 605
able, 707c, 713a
about, compounds ending in, 803j
above, 312
 Absolute phrases, 1082e
 Abstract noun, 640
 Academic abbreviations, 157,
 508–509, 519
 Academic class years, 354, 412c
 Academic degrees (see *Degrees*,
 academic)

INDEX

Academic reports, **1401d**, **1405c**, **1411**; *illus.*, 453–455

Academic style
of bibliographies, **1549c**
of notes, **1513b**

accede, **716a**

accede-exceed, **719**

accelerate, 605

accent-ascent-assent, **719**

Accents, **718**

Acceptance letters, **1717**;
illus., 573

accept-except, **719**

access-excess, **719**

accessory, 605

accidentally, 312

accident-prone, **820a**

acclimate, 605

accompanied by, **146**, **1007**

accordingly, **138a**, **178**

account for, to, **1077**

acoustics, **1017**

Acronyms, **501b**, **522**, **544**,
1710a, 628–629
(see also *a-an*)

across, 605

Active voice, 645

actor-actress, **840b**

Acts, titles of governmental, **346a**

actually, **138b**, 328
(see also *literally*)

acumen, 605

Acute accent (´), **718a**

Adam's apple, **652**

A.D.-B.C., **460d**, **502b**,
508, 312

addendum, plural of, 178

additional (see *another*)

additionally, **138a**, 312

Address
direct (see *Direct address*)
forms of, **1801-1812**

Addresses, mailing
all-cap style, **1369**; *illus.*, 416

alphabetizing by, 633–634

apartment numbers,
1316b, **1369g**

bar codes, **1368h**, **1369b**;
illus., 414, 416

box numbers, **1331**

building names, **1327**

Canadian provinces, **1336b**

capitalization in (see
Capitalization)

city names, **1332-1333**

commas in, **160-161**

compass points in,
530-531, **1330**

county or area omitted, **1335**

Addresses, mailing (*cont.*)
on envelopes, **1367-1369**
all-cap style, **1369**
inside-address style, **1368**

filing rule for, 633–634

floor numbers, **1317b**,
1327, **1369g**

highway contract routes, **1316c**

in care of, **1325**

inside, **1317-1319**, **1368**,
1372a; *illus.*, 366,
368, 370

international, **1336**; *illus.*, 367

organizational names, **1326**

personal names and titles,
312f, **316**, **1320-1324**,
1347-1354

private box number, **1331d**

proofreading, **1202**

return, **1312**, **1313f**, **1367b**;
illus., 368

room numbers, **462**, **1317b**,
1327, **1369g**

rural route numbers, **1316c**

in sentences, **161**

social-business
correspondence,
1371-1372; *illus.*, 419

states (U.S.), abbreviations,
list, **1334**

street names, **331**, **530-531**,
920b, **1328-1330**

suite numbers, **1317b**,
1327, **1369g**

ZIP Code, **161**, **462**, **501b**,
1310-1312, **1316a**,
1317a, **1328**, **1332**,
1334, **1368-1369**

Addresses, online, **1508-1510**,
1511c-d

e-mail, **1509**, **1510b**,
1511c-d

URL, **297a**, **1508**, **1510a**,
1511, **1513c**,
1522-1523, **1525-1526**

ad hoc, **287**, **545**, 605

adieu, 179, 605 (see also *ado*,
200, 312)

Adjective clause, 637

Adjective phrase, 641

Adjectives, **1065-1073**, 636

adverbs vs., **1066-1067**

commas with, **123c**, **125c**,
168-171

comparative, **1071**, 638

compound (see *Compound*
adjectives)

ending in *ly*, **1069**

modified by adverbs, **1065**

Adjectives (*cont.*)
predicate, **1067**, 638

proper, **224b**, **225b**, **304**

series of, **123c**, **168-171**

superlative, **1071**, 638

troublesome, 298

with verbs of the senses, **1067**

administrative professional, **1051**

Administrative Professionals
Day, **650c**

Administrative skills, listing in
résumés, **1713d**

ad nauseam, **287**

ado-adieu, 200, 312

Adverbial clause, 637

Adverbial conjunctive (or
connective), 636

Adverbial phrase, 641

Adverbs, **1065-1073**, 636

adjectives modified by, **1065**

adjectives vs., **1066-1067**

capitalization of, **361c**,
1070 (*note*)

comparative, **1071**, 638

in compound adjectives,
825-826

ending in *-ly*, **1068-1069**

introductory, **124b**

placement of, **1072**

prepositions vs., **361c**, **1070**

repeating meaning of
verb, **1073**

in split infinitives, **1046**

superlative, **1071**, 638

troublesome, 298

two forms of, **1068**

adverse-averse, 200, 313

aegis, 605

aero, **1508b**

affect (see *impact*, 329)

affect-effect, 200, 313

affluent, affluence, 605

AFL-CIO, **520a**, **905** (*note*)

African American, **348b** (see also
Ethnic references,
324–325)

after, **130a**, **132**, **842**

after all, **135c**, **138a**, **139a**

Afterthoughts, **122b**, **144**, **207**

afterward-afterwards, **138a**, 313

age-aged-at the age of, **433**, 313

Agendas, **1703**, 177

conference or seminar
programs, *illus.*, 545

formal style, *illus.*, 544

informal (memo) style, *illus.*, 543

age-old, **820a**

Ages, **433-435**

aggravate, 313

INDEX

- Agreement
 capitalization within, **358**
 pronoun and antecedent, **1049-1053**
 subject and verb, **1001-1029**
 (see also Subjects)
- agree on, to, upon, with, **1077**
- AICPA, **508**
- AIDS, **522a**
- ain't, **625c**, 313
- air conditioner, **801b**
- air-heir-err, 200
- à la carte, **287**
- à la mode, **287**
- alas, **138b**
- albeit, 605
- Alfred A. Knopf, **1539b**
- alfresco, **287**
- alga, plural of, 177
- all, **1006a**, **1013a**, **1053c**
- Allah, **349a**
- All-capital letters (all-caps), 93
 (see also Capitalization)
- all-day, **816a**
- alleged, 605
- Allegheny Mountains—
 Alleghenies, **617b**
- all in all, **138a**
- all of, 314
- all of which, **132**
- all right, 314
- All Saints' Day, **650a**
- all things considered, **138a**
- allude—refer, 314
- alma mater, **287**
- Almighty, **349a**
- almost, **413**, **1072**
- almost—all most, 200, 314
 (see also most, 335)
- along with, **146**, **1007**
- a lot—alot—allot, 312
- Alphabetic filing rules, 617-635
- Alphabetizing
 in bibliographies, **1547**
 by computer, 620, 624,
 630-633
- already—all ready, 200, 314
- also, **138a**, **1072**
- alter ego, **287**
- alternate—alternative, 200
- Alternatives, diagonal used
 to express, **295**
- although, **130**, **132**, **345**
- altogether—all together, 200, 314
- alumna—alumnus
 plural of, **633**, 177
 pronunciation of, 605
- always, **1071f**
- always—all ways, 200, 314
- am, to form present progressive
 tense, **1034a**
- a.m., **440-442**, **502b**, **505c**,
507, **533**
- AMA, **508**
- A major, **289**
- amenable, 606
- American Society of Corporate
 Secretaries, **1704**
- American Society for Training
 and Development, 93
- Ameslan, **522c**
- AmEx (American Express),
520a, **522c**
- AMEX (American Stock
 Exchange), **520a**
- AM/FM, **295a**
- amicable, 606
- among (see between, 317)
- amount—number, 314
- Ampersand (&), **163**, **543a**,
543c, **1322a**, **1326b**,
1326c, **1328b**, 567, 629,
 632-633
- Amtrak, **522c**
- an
 before abbreviation,
501b (note)
 before item in series, 312
 capitalization in literary
 and artistic works, **360a**
- analogy, analogous, 606
- analysis—analyses, 179
- ance, words ending in, **714**
- and (see also Ampersand;
 Conjunctions)
 in ages and anniversaries,
433 (note)
 beginning sentences with,
126b, **138a (note)**,
 314-315
 capitalization of, **303**
(note), **360a**
 contraction for, **505b (note)**
 joining adjectives, **827b**, **828a**
 joining independent
 clauses, **1088**
 joining pronouns, **1049b**
 joining subjects, **1002**, **1009b**,
1011, **1027b**, **1049b**
 in numbers, **411**, **420b**,
428a, **465a**
 punctuation with, **123a-b**,
125e-f, **126-129**, **133**,
142b, **162-170**, **176-177**,
290f
 in series, **162a**, **166**, 314-315
 in street addresses, **1328b**
 and etc 315 (see also etc.)
- and furthermore, **180**
 and not, **1006b**, **1007**
 and/or, **295a**, 315
 and so on, **164**, 323-324
 and the like, 323
- angina, 606
- Angle brackets, **297**,
299h-i, **1511c**
- Anglo-Americans (see Ethnic
 references, 325)
- angry at, about, with, **1077**
- Animal, **1062b (note)**
- Anniversaries, **435**
- another, **1009a**, **1053a**, 315
- ant, words ending in, **714**
- ante—anti (prefixes), 200
- Antecedents, **1049-1053**, 636
- antenna, plural of, 177
- Anticipatory expressions, colon
 with, **189-191**
- anxious—eager, 315
- any, **307**, **1006a**, **1013a**,
1053c, **1076a**
- anybody, **1010**, **1053a**
- anymore—any more, 315
- anyone, **1010**, **1076a**
- anyone—any one, **1010**, **1053**, 200
- anything, **1010**, **1053a**, **1076a**
- anytime—any time, 315
- anyway—any way, **138a**, 200, 315
- a-of, 312
- A-OK, **546**
- AOL, **365d**, **521**, **1377a**
- APA, 490
- Apartment numbers in street
 addresses, **1316b**, **1369g**
- a-per (see per, 337)
- apex, plural of, 179
- Apostles, **349c**
- Apostrophes, **298**
 with all-cap abbreviations,
298g, **522d**
 curly, **298**
 to form contractions,
298d, **505**
 to form plurals, **298a**,
622-625
 to form possessives, **298f**,
627-652
 for omissions in dates, **298b**,
412, **624a**
 as single quotation marks,
245-246, **247b**, **248b**,
249d, **298a**
 slanted, **298**
 spacing with, **299n**
 straight, **298**
 as symbol for feet, **298c**, **432**,
543a-b, **543d**

INDEX

- app*, 510
apparatus, plural of, 177
apparently, 138b, 328
appear, 1067
appendix, 242 (note), 179
applicable, 606
 Application letters, 1715;
 illus., 570
apply for, to, 1077
Appositives, 148–150, 182c, 255,
 261, 312b, 641, 636
appraise–apprise, 200, 315
appreciate, 315
apricot, 606
April Fools' Day, 650a
a priori, 287, 605
arctic, *Antarctic*, 606
are, 1028, 1034a
Area codes, 454c
argue about, with, 1077
Arkansas, Kansas, 606
ARMA filing rules, 617
Armed Forces Day, 650b
army, 1019
around, compounds ending
 in, 803j
Articles (a, an, the), 636
 (see also *the*)
a–an, 501b (note),
 311–312, 636
 capitalization, 303, 324, 337a,
 360–361, 1324c,
 1326c, 1349b
 definite and indefinite, 636
 in organizational names, 324
 in titles and headings, 360a,
 361a–b
Artistic works, titles
 capitalization of, 360–362
 in italics, 289
 in quotation marks, 242–244
as, 130, 132, 1057
 capitalization in literary
 and artistic works, 360a
 in place of *that* or *whether*, 316
as a matter of fact, 138b
as a result, 138a
as a rule, 138a
as–as if–like (see *like*, 333)
as . . . as–not so . . . as, 132, 316
ascent (see *accent*, 719)
ASCII, 544a
as–equally (see *equally*, 323)
as far as, 316
as follows, 182b, 189
Asian Americans, 348 (see also
 Ethnic references, 325)
as if, 132, 1042–1043 (see also
 like, 333)
as–is basis, 237a
as it happens, 138b
assent (see *accent*, 719)
assets, 1015
as soon as, 132
assuming, 1082a (note)
assure (see *ensure*, 203, 323)
Astenskis, 292–293
 in footnotes, 292,
 1502f, 1636c
 pronunciation, 606
 in scannable résumés, 1711a;
 illus., 567
 spacing with, 299p
 for unprintable words, 293
as though, 132
as usual, 138a
as well as, 146, 1007
as you know, 138b
at, 360
at, by, for, in, to which, 132
at about, 1078, 316
at any rate, 138a
at first, 138a
athlete, 606
athlete's foot, 652
@times, 289g
Atlantic and Pacific Oceans,
 309a (note)
ATM, 508, 546
At symbol (@), 543a, 543c,
 1377a, 1509
AT&T, 520b
Attachment, e–mail, 1385;
 illus., 437
 sending letter as, 1359c
 sending memo as,
 1374j (note)
Attachment vs. enclosure, 1358c
Attention lines, 194b, 1337,
 1341, 1368n, 1369h,
 368; *illus.*, 368
at the same time, 135c, 138a
attorney at law, plural of, 612a
attorney general, 612c, 635b
attorney–lawyer, 316
Attributions, 212
ATV, 546
audience, 1019
auditorium, plural of, 178
ough, pronunciation of, 606
ought (see *ought*, 206)
 class of, 412c (note)
aunt, 318, 319b, 606
author, 316
automatic bullet insert feature
 of word processing
 program, 1424g
automaton, plural of, 178
Auxiliary verbs (see *Verbs*)
AV, 546
averse (see *adverse*, 200, 313)
Awards, 364
away, compounds ending in, 803f
awhile–a while, 200, 316
awry, 606
axis, plural of, 179

bachelor of arts, 353
bachelor of law (LL.B.), 609, 519
 (see also *Degrees*,
 academic)
back, compounds ending in, 803h
backspace and overstrike, 237a
backward–backwards, 317
bacterium, plural of, 178
bad–badly, 703, 1067, 317
bad–hair, 816a
baited–bated, 200
baker's dozen, 652
balance, 317
Balancing expressions, commas
 with, 172d
baptism, 349f
Bar code, 1369b
bare–bear, 200
bar mitzvah, 349f
barrel, 620a
base–bass, 200
BASIC, 544a
basis, plural of, 179
bass, 606 (see also *base*, 200)
bated (see *baited*, 200)
bazaar (see *bizarre*, 201)
B.C., 502b, 508 (see *A.D.*, 312)
bcc, 1362
Bcc in e–mail template, 1379
BCD, 544a
B.C.E. (see *A.D.*, 312)
be, 1035e, 1036, 1038a
 adjectives with, 1067
 pronouns with, 1054b, 1064
 in titles of literary works, 360b
bear (see *bare*, 200)
beau, plural of, 179
because, 130a, 132, 316–317, 606
 (see also *reason is*
 because, 338)
because of (see *due to*, 322)
become (linking verb),
 1029a, 1067
Been there. Done that, 101b
before, 130a, 132, 134a
beg the question, 317
Beijing, 606
being that, 317
Beirut, 606
believe it or not, 138b

INDEX

- BellSouth, **1377a**
Beloit, 606
belongings, **1015**
benefit-benefited-benefiting, **704**
berth-birth, 200
beside-besides, 200, 317
besides, **138a**, **146**, **178**, **1007**,
 200, 312
best-looking, **822b**
bet-bettor, **701**
be that as it may, **138a**
better-best, **1071g**
better-tasting, **822b**
between, compounds
 ending in, **803k**
between-among, 317
between you and me, **1055b**, 317
B flat minor, **289**
biannual-biennial-semiannual,
 317-318
Bible, **350**
 Biblical citations,
195b (note), **350a**
 Bibliographies, **1402c**, **1403b**,
1507b, **1545-1549**;
illus., 506
BIC, **546**
 BiCaps, **366**
Big Dipper, **351**
bill of lading, plural of, **612a**
 Bills, titles of, **346a**
bill to, with colon following, **194c**
binary digit, **544a**
Binghamton, 606
BIOS, **544a**
Birmingham, 606
birth (see *berth*, 200)
birth name, 334
bit (b), **544**
bits per second (bps), **544a**
biweekly-bimonthly, 318
.biz, **1508b**
bizarre-bazaar, 201
 Blacks, **348a** (see also *Ethnic*
 references, 324-325)
black-ue, **814**
blamestorming, **286 (note)**
Blessed Virgin, **349c**
 Blind copy, e-mail, **1379**
 Blind copy notations, **1362**
BLOB, **544a**
block-bloc, 200
blog, **544a**
blue-black, **827d**
bluish green, **827d**
board, **1019**
board of directors, plural of, **612a**
board of education, **327**
Boise, 606
bona fide, **287**, 606
bone-dry, **820a**
bon mot, 606
Book of Genesis, **350a**
 Book parts
 capitalization for,
360-361, **363**
 quotation marks for, **242-243**
 Book titles
 in all-caps, **289b**
 author's name in, **1537f**
 capitalization of, **360-362**
 colons in, **195**
 italics with, **289**, **1513a**, **1538**
 in organizational name, **289e**
 in quotation marks, **242-243**
 with singular verbs, **1022**
 in source reference notes,
1513-1520
 underlining of, **289**, **1538c**
booted up, **235**
bored (see *board*, 201)
born-borne, 201
boss, **631a-b**, **633**
Boston Globe, The, **289g**
both, **1012**, **1053b**
both alike-both equal-both
together, 318
both . . . and, **1002**, **1081b**
both-each, 318
 (see also *each*, 322)
bottom-line, **814**
Botts dots, **309b**
boutique, 606
bow, 606
Bowdoin, 606
boy, **633**
boyfriend, **832d (note)**
B picture, **547**
 Brackets ([]), **296-297** (see also
 Angle brackets)
 for insertions, **282-284**, **296**
 inside parentheses, **296**
 italicizing, **290g**
 spacing for, **299h-i**
brain-dead, **820a**
-brained, **823c**
brake-break, 201
 Brand names, **355-356**
Brand X, **547**
Brazilians (see *Ethnic*
 references, 324)
 Break in thought, **207-208**, **291a**
breath-breathe-breadth, 201
breech, breeches, 606
bridal-bridle, 201
briefly, **138a**
brght red, **827d**
brng-take, 318
brinkmanship, **809c**
Britannica Online, **289g**
British West Indies (B.W.I.), **528a**
broach-brooch, 201
broad-minded, **823a**
Brookings Institution Press,
The, **1539b**
brother, **319a**, **610**
brother-in-law, **635b**
B.S., **519** (see also *Degrees,*
academic)
B/S, **294**
B2B (business-to-business), **544a**
B2C (business-to-
consumer), **544a**
B2G (business-to-
government), **544a**
Buddha, **349c**
buffet, 607
 Buildings
 addresses of, **462**
 names of, **331**, **1327**
 Bullet feature of word processing
 program, **1345e**, **1424g**
 Bulletin, **1525**
bulletin board services (BBSs),
544a, **622a**
 Bullets in displayed lists,
106, **107**, **301e**,
1345e, **1424g**
bull's-eye, **652**
bungee, 607
burn, 343
 Business cards, titles with
 personal names, **312e**
 Business documents, **1701-1725**
 acceptance letters, **1717**;
illus., 573
 agendas, **1703**; *illus.*, 543-545
 application letters, **1715**;
illus., 570
 colons in, **194**
 e-mail (see *E-mail*)
 employment documents,
1708-1717
 fax cover sheets, **1706**;
illus., 551
 follow-up letters, **1716**;
illus., 571
 formats, **1701-1702**,
1724-1725
 forms, **357**
 headings, **1702**
 itineraries, **1705**; *illus.*, 510
 letters (see *Letters,*
correspondence)
 margins, **1701**
 memos (see *Memos*)
 minutes, **1704**; *illus.*, 546, 548

INDEX

Business documents (cont.)

news releases, **1707**; *illus.*, 552
 outlines, **106–107, 223, 301e, 1718–1723**; *illus.*, 575
 quoting, **266**
 reports (see Reports)
 résumés, **1708–1713**;
illus., 556–562

Business organizations,

names of, **1326**
 abbreviations, **502b–c, 505b (note), 516, 520–521, 528a**
 alphabetizing, **624–634**
 ampersand in, **1326c**
 apostrophe in, **640**
 capitalization with, **309–310, 320–324, 333b**
 comma with, **159, 163**
 in correspondence, **1326**
 as signature, **1347**
 filing rules for, **624–634**
 forms of address for,
1317–1319, 1339–1341, 1803
 hyphenated, **363, 833g**
 imaginative, **320b, 333b**
Inc. and *Ltd.* in, **122f, 159, 163, 1326b, 1326c**
 initials in, **516a, 620a**
 numbers in, **402 (note)**
 possessives, **639–640, 643a**
 series in, **163**
 short forms, **309–310, 321**
 singular or plural
 as subjects, **1020**
the with, **324, 1326c**

Business terms and titles, 357

but
 joining independent
 clauses, **1088**
 punctuation with, **123a, 125a, 126–129, 133, 142b, 147, 176–177, 290f, 314**
 in titles of literary and artistic
 works, **360**

but . . . however, **318**

Butte, **607**

but what, **318**

by **360a, 361c, 803j**

by all means, **124b, 138b**

by and large, **138a**

by contrast, **138a**

by in delivery notations, **1359a**

byte (B), **544a**

by the (see *per* 337)

by the same token, **138a**

by the way, **138a**

by which, **132**

c., ca., **545**

c. words ending in, **717**

.ca (Canada), **1508b**

cabinet, **1019**

cache–cachet (see *cash*, 201)

cachet, **607**

cactus, plural of, **177**

CAD, **544a**

CAI, **544a**

Caïro, **607**

Calais, **607**

Calpers, **522c**

CAM, **544a**

Canada (.ca), **1508b**

Canada geese, **309b**

Canadian provinces, **1336b**

cancel–canceled–canceling–cancellation, **704**

can–could (see *may*, 334)

candelabrum, plural of, **178**

can–do attitude, **237a**

cannot–can not, **201**

cannot help but, **319**

canola, **522c**

canvas–canvass, **201**

capital–capitol–Capitol, **201**

capital-intensive, **820a**

Capitalization, **93, 301–368**

a and *an*, **303, 360–361, 1324c, 1326c, 1349b**

abbreviations, **508, 514, 520a, 522, 541–542**

academic subjects, years,
 degrees, **352–354**

acronyms, **522, 311**

acts, **346a**

in addresses, **1324, 1328, 1368b, 1369b**

adverbs, **361c, 1070**

in advertising material, **357**

all-caps, **93 (note)**

all-caps with titles of complete
 works, **289b**

articles (*a, an, the*), **303, 324, 337a, 360–361, 1324c, 1326c, 1349b** (see also

a–an; the)

artistic works, **360–362**

astronomical terms, **351**

automatic styling function,
 disabling, **1361d (note)**

awards and medals, **364**

basic rules, **301–310, 591–593**

bible, **350**

BiCaps, **366**

bills, **346a**

book parts, **360–361, 363**

book titles, **289b, 360–362**

building, **331**

Capitalization (cont.)

business terms and titles,
312–313, 357

caps, **93 (note)**

celestial bodies, **351**

centuries, **345**

checking, **1203c**

in closing of letters, **1346b**
 after colon, **196–199, 302b, 361b**

commercial products, **355–358**

common nouns, **307–310**

commonwealths, **330b, 335c**

company departments,
322–323

company names, **309–310, 320–324, 333b, 1326c**

company titles, **312, 313d–f, 1324**

compass points,
338–341, 1330

complimentary closings, **301g, 312e, 1346b**

compound nouns, **303, 309, 363**

computer terms, **365, 366a, 544, 847f**

concepts, **347**

conjunctions, **303, 360–361, 1324c, 1326c, 1349b**

course titles, **352**

cultural periods, **344b–c**

after a dash, **214, 302a, 361b**
 days, **342**

decades, **345, 439c**

for definitions in glossary, **1431**

degrees, academic, **353**

in direct address, **315**

directions, **338–341**

elliptical expressions, **301b**

in e-mail messages, **1382n**

for emphasis and formality,
93, 591–593, 285c

in enumerations, **107, 199c, 301e; illus.**, 395–396,
423, 427

essay on, **591–593**

family titles, **318–319**

federal, **328–329**

first words, **301–302**

geographic names, **331–337**

government names, **310, 313, 325–330, 334–335**
 short forms of, **326–327**

government officials, **312–317**

grade levels, academic, **354**

in headings, **360–361, 363**

historical events

and periods, **344**

INDEX

- Capitalization (cont.)**
 holidays, **342**
 humorous laws, **346c**
 hyphenated words, **363, 847**
ibid., **1543a**
 imaginative names, **305, 320b, 333–335, 344, 347**
 intercaps, **366**
 job titles, **312–313**
 languages, **348**
 laws, **346**
 in legal documents, **321, 358**
 legislation, **346**
 in letters, **301g, 316, 1326c, 1343c, 1346b**
 in lists, **107, 199c, 301e;**
illus., 395–396, 422, 427, 543–544, 646
 literary works, titles of, **360–362**
 magazine titles, **360–361**
 military titles, **312**
 in minutes of meeting, **313d, 321, 549;** *illus.*, 546, 548
 money, spelled-out amounts, **420c**
 months, **342**
 movements, **347**
 newspaper titles, **360–361**
 nicknames, **305, 311g**
 nouns preceding numbers or letters, **359**
 after opening bracket, **296**
 after opening dash, **214, 361b**
 after opening parenthesis, **224b, 225b, 226b, 302a**
 after opening quotation mark, **199b, 263, 272–273, 277–278, 301c**
 organizational names, **309–310, 320–324, 333b, 1326c**
 outlines, **301a, 1721e**
 overuse of, **310, 313d, 93, 591–593**
 peoples, **348**
 personal names, **311**
 personal titles, **312–317**
 in hyphenated words, **363**
 in letters, **301g, 316, 1320–1324, 1338e, 1350–1354**
 with proper names, **309**
 when replacing names of high-ranking officials, **310**
 place names, **303, 305, 309–310, 331–337**
 in plural expressions, **309**
 in poetry, **301f**
- Capitalization (cont.)**
 political parties, **320a, 347d**
 prefixed names, **311**
 prepositions, **303, 360–361, 1324c, 1326c**
 President (U.S.), **312b, 313b, 314**
 principles of, **93**
 programs, **347**
 proper nouns and adjectives, **303–306, 309, 347b**
 with questions, **115, 117, 301d**
 in quotations, **199b, 263, 272–273, 277–278, 301c**
 races, **348**
 religious references, **312, 342, 349–350**
 sacred works, **350**
 salutations, **301g, 1338e**
 scientific laws, **346d**
 seasons, **343**
 sentence, first word in, **301a**
 sentences within sentences, **115, 117, 196–199, 214, 224–225, 301d, 302**
 short forms, **309–310, 321–322, 326–327, 331–332**
 “shouting,” **285c**
 in signature blocks, **1347–1354**
 sporting events, **344d**
 state, **335**
 state residents, names of, **336**
 supreme being, **349**
 in tables, **1620a, 1620c, 1621e, 1626a**
the, **303, 324, 337a, 360–361, 1324c, 1326c**
 time (see Time, periods of)
 titles of literary and artistic works, **360–362**
 titles with personal names, **312, 316–317, 1321–1324**
 trademarks, **355–356**
 treaties, **346a**
 tribes, **348**
 turnovers in heading or title, **361e**
union, **330a**
 Web compounds, **847f**
capitalize, defined, 93 (note)
- Carbon copies (cc), 194b, 1361–1364**
careen-career, 201
care of (c/o), 294
caret-carat-karat, 201
Caribbean, 607
Carmel, 607
carte blanche, 287
 Case, **1054, 93** (note), 636–637
cash-cache-cachet, 201
caste, 607
catalog-cataloged-cataloging, **704**
Cat scan, **501b**
cat’s-paw, **652**
cause-and-effect, **815a**
Caution, **199d**
caveat emptor, **287**
Cay, Cayman, 607
CB, **546**
cc, **194b, 1361–1364**
Cc in e-mail template, **1379**
CD, **546**
CD-R, CD-ROM, CD-RW, **544**
CDT, **534b**
C.E. (see *A.D.*, 312)
ce, words ending in, **707c**
cease-seize, 201
cede, words ending in, **716a**
cede-seed, 201
ceed, words ending in, **716b**
ceiling-sealing, 201
celebrity-notoriety, 319
 Celestial bodies, **351**
cellar (see *seller*, 209)
cell phone, **510**
Celsius, **538d**
Celtic, 607
cancel-cancel-censure, 201
census, plural of, 177
census-senses, 201
cent (see *scent*, 208)
center on, **1077**
centi-, **537a**
centigram (cg), **620b**
centimeter (cm), **537a**
 Cent sign (¢), **418c, 543a, 543d**
 Centuries, **345, 424** (note), **438, 817a**
CEO, **508**
cereal-serial, 201
certainly, **138b, 141, 328**
CFP, **519g**
ch
 surnames ending in, **615b**
 words ending in, **602**
chair, chairperson, spokesperson, **809b**
chaise longue
 plural of, **612a, 180**
 pronunciation of, 607
chamois, 607
chaos, 607

INDEX

- Character sets, 413b, 432 (note), 543
characters per inch (cpi), 535a
 Charts, converting tables to, 1642; *illus.*, 537-538
chassis, 1016, 179, 607
 Chemical symbols, 539
chemo, 510
Cheyenne, 607
chic, 607
Chicago Manual of Style, The, 490
Chicanos (see *Ethnic references*, 324)
Chief Justice of the United States, 313b, 1806f
child care, 801d
 Children, 610, 633, 1321d-a
chimera, 607
chord-cord, 201
christening, 349f
Church of Jesus Christ of Latter-day Saints, 349d
chute (see *shoot*, 209)
chutpah, 287
c.i.f., CIF, 541-542
circa, 545
 Circumflex (^), 718c
cited by, 1527, *illus.*, 497
cite-sight-site, 202
 Cities, 325, 334
citizen's arrest, 652
citizens band, 652
city
 capitalization, 334
 followed by state, 1540a (note)
 hyphenation in names of, 1333a (note)
city hall, 327
 City-state expressions, 160, 185, 219a, 1540a (note)
 Civic titles, 312a
clandestine, 607
clapboard, 607
class, 1019 (see also *kind*, 331)
class-conscious, 820a
classic-classical, 319
 Class years, 354, 412c
 Clauses, 125f, 637
 adjective, 613, 637
 adverbial, 637
 in compound-complex sentences, 133-134
 in compound sentences, 126-129
 coordinate, 637
 dependent, 637
 comma with, 130-134, 144c, 186
 Clauses (cont.)
 essential vs. nonessential, 131
 following or interrupting main clause, 131
 introductory, 130, 134
 in list, 107a
 preceding main clause, 125f
 semicolon with, 186
 elliptical, 130b, 1082d, 1083, 637
 essential (restrictive), 131-132, 637
 independent, 637
 colon with, 128, 181b, 187, 196-198
 comma with, 123a, 126-129, 134a (note), 134b, 142, 176-177
 dash with, 128, 203-204
 linked by interrupting expression, 144c
 linked by transitional expression, 144c, 178
 in list, 107a
 as parenthetical elements, 214, 224-226
 in run-on sentence, 128, 1088
 as interrupting elements, 122a
 intervening between subject and verb, 1006-1007
 negative, 1075-1076
 nonessential (nonrestrictive), 122, 131-132, 637
 noun, 637
 parallel dependent, 186
 semicolon with, 128, 134b, 142, 176-181, 187
 as subjects, 1026
 verb in (see *Verbs*)
 clearly, 138b
 click-clique-cliché, 202
 client/server network, 295b
 climatic-climatic, 202
 clique, 607
 CLM, 546
 Clock time (see *Time*)
 clockwise, 345
 close-closely, 1068
 closed-door, 816a
 co-, 835b
 coarse-course, 202
 COBRA, 522a
 c.o.d., COD, 541-542
 codex, plural of, 179
 Coeur d'Alene, 607
 Collective nouns, 1019, 640
 collector's item, 612d, 652
 colloquium, plural of, 178
 colonel-kernel, 202
 Colons, 187-199, 601
 with anticipatory expressions, 188-191
 in business documents, 194
 capitalization following, 196-199, 302b, 361b
 dash and, 213, 215c
 dash in place of, 205
 in dialogue, 270
 in enumerations, 188-191
 with explanatory expressions, 187-191
 in expressions of time and proportions, 192-193, 440g
 with independent clauses, 128, 181b, 187, 196-199
 after introductory words, 199d
 before lists, 189-191, 199c
 in literary titles, 195, 361b
 in numbers, 192-193, 299, 440g, 450
 parentheses and, 224a
 in place of comma, 148 (note)
 in place of dash, 148 (note), 215c
 in place of *to*, 193
 after prepositions, 191c
 with quotation marks, 248, 256b-f
 in reference notations, 1315e (note)
 in references to books or publications, 195
 after salutations, 194a, 1338b
 semicolon in place of, 187b-c
 before a series, 188-191
 spacing with, 187a (note), 194, 299e, 1433e
 with transitional expressions, 182b, 188
 after verbs, 191c
 Columns (see also *Tables*)
 of amounts of money, 415, 1629
 of clock times, 1627b-c;
 illus., 550
 of figures, 461a (note), 461b (note), 1627-1628, 1631
 of percentages, 1630
 of words, 1628, 1628
 .com, 1508b
 combo, 510
 come-go, 319
 come to-come and, 319
 command-command, 202

INDEX

Commands

- comma with, **124a**
 - period at end of, **101–103**
 - phrased as questions, **113**
 - set off by dashes, **214a**
- Commas, **122–175, 14**
- with academic abbreviations, **122f, 157**
 - with additional considerations, **146**
 - in addresses, **160–161**
 - with adjectives, **123c, 168–171**
 - with adverbs, **124b, 143**
 - with afterthoughts, **122b, 144**
 - with ampersands, **163**
 - with appositives, **148–152, 182c**
 - with *as well as* and similar phrases, **146**
 - with balancing expressions, **172d**
 - basic rules, **122–125, 594–596**
 - with business connections, **153**
 - with city-state expressions, **160, 185**
 - for clarity, **123e, 175**
 - with clauses
 - dependent, **130–134, 186**
 - independent, **126–129, 142, 176–177**
 - colon in place of, **148 (note)**
 - in complex sentences, **130–132**
 - after complimentary closings, **301g, 1346**
 - in compound-complex sentences, **133–134**
 - with compound predicates, **127b**
 - in compound sentences, **123a, 126–129, 176–177**
 - with contrasting expressions, **147**
 - with coordinating conjunctions, **123, 125e–f, 126–129, 138a (note), 162–167**
 - dash in place of, **148 (note), 201–203, 213, 215b**
 - with dates, **122d–e, 135c, 152, 154–155, 410**
 - with descriptive expressions, **122d, 148–153**
 - with direct address, **145**
 - don'ts concerning, **125**
 - in e-mail salutation, **1381c**
 - for emphasis, **174**
 - with *Esq.*, **157**
 - essay on, **594–596**

Commas (*cont.*)

- with essential expressions, **122, 131–132, 137, 139–142, 149–150**
- with *etc.*, **164**
- with exclamations, **120–121**
- with explanatory expressions, **148–152**
- with geographic references, **160–161**
- with *however*, **329**
- with identifying expressions, **148–151**
- with *Inc.* and *Ltd.*, **122f, 159, 163, 1326c**
- with independent comments, **122c, 133–135, 138–142**
- with interrupting elements, **122a, 127d, 130d, 131c, 136b, 137c, 144–147**
- after introductory elements, **124, 127d, 130, 135–136, 139, 142**
- with *Jr.*, *Sr.*, *II*, and *III*, **122f, 156, 158, 1323a**
- with measurements, **430**
- with names
 - company, **122f, 159, 163**
 - with *Inc.*, **122f, 159, 163, 1326c**
 - inverted personal, **158, 1547a**
 - with personal names, **122f, 156–158, 1323a**
 - and residence or business connections, **153**
- with nonessential expressions, **122, 131–132, 137–153**
- in numbers, **123d, 461–463**
- with numbers
 - adjacent, **456**
 - after names, **122f, 156**
 - in sequence, **458**
- omission of words indicated by, **123e, 172**
- with *or*, **123a–b, 125e–f, 126–129, 133, 142b, 151, 162–167**
- with parentheses, **224a**
- parentheses in place of, **148 (note)**
- after parenthetical item, **138a (note)**
- with phrases, **135–137**
- with questions within sentences, **114–117**
- with quotation marks, **247, 253–256, 259–262**

Commas (*cont.*)

- with residence connections, **153**
 - with salutations, **1372b**
 - that separate, **123–125, 175b–c**
 - in series, **107a, 123b–c, 162–167**
 - that set off, **122**
 - in simple sentences, **127**
 - spacing with, **299c**
 - for special emphasis, **174**
 - with state names, **160–161**
 - in street addresses, **1317b**
 - with *such as*, **149 (note)**
 - with *too*, **143**
 - with transitional expressions, **122c, 135c, 138–143, 178–183**
 - unusual word order indicated by, **173**
- Comma splice, **128 (see also Run-on sentences, 1088)**
- commend* (see *command*, 202)
- commercial/industrial*, **295b**
- Commercial products, **355–356**
- committee*, **1019a–b (note)**
- Common-gender antecedents, **1050–1053**
- Common noun, **640**
- commonsense*, **816b**
- commonwealth*, **330b**
- communist*, **347d**
- Community service, listing in résumés, **1713b, 1713e**
- comp*, **510**
- compact disc*, **321**
- Compagnie (Cie.)*, **545**
- Company (Co.)*, **520c, 1019**
- company* (see *firm*, 326)
- Company names (see *Business organizations, names of*)
- Company signature, **1347, 366; illus.**, 366
- Company titles, capitalization of, **312, 313d–f, 1324, 1349b**
- comparable*, **607**
- Comparative degree, **1071, 638**
- adjectives and adverbs in, **1071**
 - hyphen with, **823b**
- compare to–compare with*, **1077, 319**
- Comparison, **638**
- comparative, **1071, 638**
 - positive, **1071, 638**
 - superlative, **1071, 638**

INDEX

Compass points (*north*, etc.)
 abbreviations, **530–531**, **1330**
 adjectives derived from,
340–341
 capitalization, **338–341**
 noun forms derived from, **339**
 spelled out, **530**
 in street addresses,
530–531, **1330**

Complement, **1029**, **638**
complement–compliment, 202, 319

complementary–
complimentary, 320

completely, **1071f**

Complete predicate, 642

Complex sentences, 21,
130–132, 643

Complimentary closings, **301g**,
1346, **1396e**, 366, 370;
illus., 366, 370

compose (see *compose*, 320)

Compound adjectives,
813–832, 638
 adjective + adjective, **827**
 adjective + noun, **816**
 adjective + noun + *ed*, **823**
 adjective + participle, **822**
 adverb + adjective, **825**
 adverb + participle, **824**
 always hyphenated, **820–823**
 basic rules, **813–815**, 596–599
 before the noun, **813–814**
 elsewhere in sentence, **815**
 comparative forms, **816a**,
822b, **823b**, **825b**
 compound nouns as, **818**
 division at end of line, **907–908**
 en dash in place of hyphen,
424 (note), **819b (note)**,
821b (note)
 essay on, 596–599
 letter + noun, **817**
 noun + adjective, **820**
 noun + letter, **817d**
 noun + noun, **818b**
 noun + participle, **821**
 number + noun, **817**
 participle + adverb, **826**
 phrases as, **831**
 phrases compared with,
813–817, **824**, **826**, **831**
 proper names as, **819**
 superlative forms, **816a**, **822b**,
823b, **825b**
 suspending hyphen in,
832, **833d–e**
 verb + adverb, **829**
 verb + noun, **830**
 verb + verb, **828**

Compound-complex sentences,
133–134, **144c**, 644

Compound computer terms, **847**

Compound modifier, 638 (see also
 Compound adjectives)

Compound nouns, **801–810**,
907–909
 as adjectives, **818**
 capitalization of, **303**, **309**, **363**
 division at end of line, **907–908**
 foreign, **614**
 guidelines for treating
 consistently,
801b–d, **805b**
 hyphenated, **612**, **801–808**
 plurals, **611–613**
 possessives, **634–635**
 verb elements in, **612b**,
802–804
 verb phrases and, **802**

Compound predicates, **125f**,
127, 642

Compound pronouns,
1010–1011, **1060**

Compound sentences,
110b (note), **123a**,
126–129, **135d**, **144c**,
176–177, **203**, 643

Compound subjects, 644

Compound verbs, **811–812**,
907–909, **1048**

Compound words
 with *about*, **803j**
 with *after*, **842**
 with *around*, **803j**
 with *away*, **803i**
 with *back*, **803h**
 with *between*, **803k**
 with *by*, **803j**
 with *co*, **835b**, **912**
 with *de*, **835a**
 with *down*, **803b**
 with *fold*, **817b**
 with *in*, **803c**, **843**
 with *less or like*, **846**
 with *mid*, **844**
 with *odd*, **817b**
 with *off*, **803f**, **845**
 with *on*, **803e**
 with *out*, **803d**
 with *over*, **803g**, **912**
 with *plus*, **817b**
 with *pre*, **835a**
 with prefix *e*, **847g**
 with *quasi*, **841**
 with *re*, **835a**, **837**, **912**
 with *self*, **836**
 sometimes one word, sometimes
 two, **801d**, **848**

Compound words (*cont.*)
 with *through*, **803k**
 with *together*, **803k**
 with *up*, **803a**
 with *Web*, **847f**
compose–compose, 320
comptroller, 607
comptroller–controller, 202

Computer, editing
 and proofreading at, **1201**,
1204

Computer abbreviations, **544**

Computer glossary
 (see <www.gregg.com>)

Computer skills, listing
 in résumés, **1713d**

Computer terms, **365**, **544**, **847**
concede, **716c**

Concepts, **347**
concerning, **1082a (note)**
concerto, plural of, 178
conch, 807
concur–conquer, 202
condo, **510**
confer (cf.), **545**

Confidentiality statement on fax,
illus., 551

Confidential notation, **1314**,
1368m, **1372d**, 369; *illus.*,
 369, 414 (see also *Privacy*)

Confirmation notation, **1360**
conform to, **1077**

Conjunctions, 638
 adjectives connected by, **123c**,
168–171
 capitalization in proper
 nouns, **303**
 coordinating, 638
 commas not used,
125e–f (note), **129**
 in compound-complex
 sentences, **133–134**
 in compound sentences,
123a, **126–129**, **144c**
 semicolon with, **176–177**,
179–180
 correlative, **1002a**,
1003–1005, **1028a**,
1049c, **1081b**, 638
 in series, **107a**, **123b**,
162–167
 subordinating, **132**, 638
 in titles and headings,
360a, **361**

Conjunctive adverb (see *Adverbial*
conjunctive)
connect, **922c**, 343
Connecticut, 607
 Connective, 638

INDEX

- conquer (see *concur*, 202)
 consensus, 320
 consequently, **124b**, **138a**,
142b, **178**
 consists in, of, **1077**
 consists of—includes, 320
 Consonants, 311, 638
 consul (see *council*, 202)
 consummate, 607
 Contacts list, e-mail, **1379**
 contents, table of, **242**
 continual—continuous, 202
 Continuation heading, **1374b**,
1410c (note) (see also
 Headings)
 Continuation pages, **1366**,
1374b, **1374t**
 Continuing education, listing
 in résumés, **1713b**, **1713e**
 Contractions, **505**, 638
 abbreviations vs., **505**
 apostrophe in, **298d**, **505**
 division at end of line, **906**
 in organizational names, **505b**
 periods not used with, **109b**
 possessive pronouns vs., **505d**,
636, **1056e**, **1063**
 with several meanings, **505e**
 Contrasting expressions, **147**
 controller (see *comptroller*, 202)
 convenient for, to, **1077**
 Conversations, quoting or citing,
269–270, **1528–1529**
 (see also Dialogue)
 conversely, **138a**
 convince—persuade, 320
 cook's tour, **652**
 .coop, **1508b**
 co-op—coop, **801b**
 Coordinate clause, 637
 Coordinating conjunctions, 638
 commas and, **123a**,
125e–f (note), **126**,
127b, **128**, **144c**
 Copenhagen, 607
 copy (c.), copies (cc.), **621**
 copy editor, **801b**
 copyholder, **801b**
 Copy notations, **194b**,
1361–1364, **1372c**,
1374r, 366; *illus.*, 366
 Copyright notice, **1437**
 Copyright symbol (©), **543a**
 copywriter, **801b**
 cord (see *chord*, 201)
 Cordially, **1346d**
 core—corps, 202
 Corn Belt, **333a (note)**
 corporation, **1019** (see *firm*, 326)
 corps, **1016**, 607
 (see also *core*, 202)
 corpus, plural of, 177
 correct, **1071f**
 Correlative conjunctions,
1003–1005, **1081b**, 638
 Correspondence (see Letters;
 Memos)
 correspond to, with, **1077**
 cost-cutting, **805b**
 costly, **1069a**
 Cotton Belt, **333a (note)**
 could have, 336
 could—might (see *may*, 334)
 could not care less, **1074c**, 320
 couldn't—hardly (see *hard-*
hardly, 328)
 council, **1019**
 council—counsel—consul, 202
 counterclockwise, 345
 country, pronoun reference
 to, **1049f**
 Country names, **160**, **1343**
 county court, **327**
 County names, **160**, **325**
 coup d'état, plural of, 180
 couple of, **1079**
 Couples, **1019d–e**, **1322**,
1339, **1802**
 coupon, 608
 course (see *coarse*, 202)
 Course titles, **352**
 courtesy copy (cc), **1361**
 court-martial, plural of, **612c**
 cousin, **319b**
 CPA, **519g**
 CPR, **546**
 CPS, **519g**
 CPU, **544a**
 craftsmanship, **809c**
 cranium, plural of, 178
 Creation, **349e**
 credentials, **1015**
 credible—creditable—credulous, 202
 crisis, plural of, 179
 criterion, plural of, 178
 critic—critique—criticize, 202
 Croat, 608
 Cross-references in filing,
 622c (note)
 crosswise, 345
 CRP, **546**
 CRT, **544a**
 Crucifixion, **349e**
 crux, plural of, 179
 C-SPAN, **522a**
 CST, **534a**
 CT, **534c**
 CT scan, **501b**
 cubic centimeters (cu cm),
509, **538e**
 cue—queue, 202
 cul-de-sac, **287**
 culinary, 608
 Cultural ages, eras, and periods,
344b–c
 cupola, 608
 Curaçao, 608
 curriculum, plural of, 178
 curriculum vitae (C.V.), **545**, 608
 cursor—cursor, 202
 d, added to form past tense
 and past participle, **1030a**
 d', da (prefixes), **311d**
 daily, **1069b**
 dais, 608
 Dangling constructions,
1082–1085, 639
 dangling gerunds, **1082c**, 639
 dangling infinitives, **1082b**
 dangling modifiers, 638
 dangling participles,
1082a, 640
 Danish pantry, **309b**
 Dash, **201–217**
 before attributions, **212**
 capitalization after, **214**,
302a, **361b**
 colon in place of, **215c**
 in compound adjectives,
424 (note), **819b (note)**,
821b (note)
 division at end of line, **920k**
 em, **216**, 55–56
 one-em, **201–215**, **216a**,
 55–56
 three-em, **216d**, **1548**,
 55–56
 two-em, **216c**, 55–56
 for emphasis, **183**, **201**, **210**
 en dash, **217**, **459–460**, **465e**,
819b (note), **821b**
(note), **1627b**, 55–56
 at end of line, **216e**, **920k**
 with exclamations, **208**, **214b**
 hyphen in place of,
216–217, **465e**
 with independent clauses, **128**,
203–204
 to indicate abrupt break,
207–208
 to indicate afterthought,
207–208
 in literary titles, **361b**
 with nonessential elements,
201–202, **206**
 opening, **213**

INDEX

- Dash (*cont.*)
 with other punctuation, **213–215**
 parentheses in place of, **215b–c**
 in place of other punctuation, **148 (note), 201–206**
 with questions, **208, 214b**
 quotation marks and, **250, 261b**
 with repetitions and restatements, **211**
 to set off parenthetical material with internal commas, **183**
 to show hesitation, **209**
 spacing with, **207–208, 299f**
 before summarizing words, **211b**
 with transitional expressions, **183**
 typing, **216–217**
- data*, **1018b, 608**
- Date insert feature of word processing program, **1313c**
- Date line, **1313, 1374d, 366; illus.**, 366, 421
- Dates, **407–412**
 abbreviation of, **412a, 532, 1313a**
 apostrophe in, **298b, 412, 464**
 in citations of online materials, **1511b, 1513c, 1522**
 colon following, **194c**
 comma in, **122d–e, 135c, 152, 154–155, 410**
 day-month-year sequence, **154b, 408b–c, 410**
 division at end of line, **920a**
 in first sentence of letter, **409a, 1344d**
 forms to avoid, **408c**
 in legal documents, **411**
 month-day-year sequence, **408, 409a, 410**
 ordinal numbers in, **407a, 425a**
 in parentheses, **118, 221**
 punctuation with, **410**
 in reports, **1409e**
 years abbreviated in, **412, 460**
 years needed in, **152 (note), 409**
 years in sequence or range, **458–460**
- day care*, **801d**
- Days, **342, 502d, 532**
 (*see also* Dates)
- DBMS*, **544a**
- D.C.*, **526**
- D.D.S.*, **519** (*see also* Degrees, academic)
- de* (prefix), **311d**
- .de* (*Germany*), **1508b**
- dead*, **1071f**
- dean's list*, **652**
- Decades
 capitalization of, **345**
 expression of, **439**
 referring to **2000–2009**, **439b**
- decaf*, **510**
- decent–descent–dissent*, **202**
- deci-*, **537a**
- Decimal points, **105, 415, 461b**
- Decimals, **105, 428c**
 at beginning of sentence, **446**
 expressing numbers in, **445, 461b, 462, 465d**
 when decimal stands alone, **444**
 with punctuation, **443**
 zero with, **444, 465d**
- Declarative sentence, **644**
- décor*, **608**
- deduce–deduct*, **202**
- Deep Blue*, **309b**
- deep–deeply*, **1068, 1071b (note)**
- deer*, **1016**
- de facto*, **287**
- defendant*, **714, 608**
- defer–differ*, **202**
- Definitions, **238, 286**
- defuse–diffuse*, **202**
- Degrees, academic
 abbreviations, **508–509, 519**
 capitalization, **353**
 commas with abbreviations for, **122f, 157**
 in letters, **1324c, 1350**
 with personal names, **519d–e, 519h**
 professional designations, **519g–h**
- Degrees, temperature, **429b, 535b, 538b, 538d, 543a, 543d, 620a**
- déjà vu*, **321, 608**
- de jure*, **287**
- deka-*, **537a**
- del* (prefix), **311d**
- deli*, **510**
- Delivery notation, **1359–1360, 1368o, 1372c, 366; illus.**, 366
- della* (prefix), **311d**
- Delmarva*, **522c**
- deluded–diluted*, **202**
- Demand, sentences expressing, **1038**
- demo*, **510**
- democrat*, **347d**
- department*, **1019**
- Dependent clauses (*see* Clauses, dependent)
- depending*, **1082a (note)**
- deprecate–depreciate*, **203**
- descent* (*see* *decent*, **202**)
- desert–dessert*, **203**
- Des Moines*, **608**
- Des Plaines*, **608**
- Detroit*, **608**
- devise–device*, **203**
- di* (prefix), **311d**
- Diacritical marks, **718**
- diagnosis*, plural of, **179**
- Diagonals (*/*), **294–295**
 dividing after, **295e, 1510a**
 in expressions of time, **436b**
 in fractions, **428b**
 in poetry quotations, **268**
 spacing with, **299g**
 in stamped or printed signature, **295d**
 in telephone numbers, **454c**
- diagram–diagrammed–diagramming*, **704**
- Dialog (online database), **365d**
- Dialogue
 imagined, quotation marks with, **230**
 quoting, **269–270**
- dialogue as a verb*, **321**
- Dictionaries, **193, 248**
- did–didn't*, **343**
- did* (*didn't*) *use to*, **343–344**
- die–dye*, **203**
- differ* (*see* *defer*, **202**)
- differ about, from, with*, **1077**
- differ–differed–different*, **704**
- different–differently*, **321**
- different from–different than*, **1077**
- diffuse* (*see* *defuse*, **202**)
- dilemma*, **321**
- diluted* (*see* *deluded*, **202**)
- Dimensions, **429b, 432, 453, 535b**
- dinks*, **522c**
- dinner/dance*, **295b**
- Diplomats, forms of address, **1807**
- Direct address, **145, 315, 639**
- direct–directly*, **1068**
- Direct object, **640**
- Direct question, **643**
- Direct quotation, **643**
- Directions, parentheses with, **220**
- disapprove–disprove*, **203**

INDEX

- disc brakes, 321
 disc-disk, 321
 disc jockey, *deejay*, **DJ**, 550, 321
 discreet-discrete, 203
 dishevel, 608
 disingenuous (see *ingenious*, 205)
 disinterested-uninterested,
 203, 322
 disk directory, 321
 disk drive, 321
 diskette, 321
 disk operating system, 321
 disk space, 321
 Displayed extracts (see *Extracts*)
 Displayed lists (see *Enumerated
 items*)
 disprove (see *disapprove*, 203)
 dissent (see *decent*, 202)
 Dissertation, unpublished, 1526
 dissociate, 608
 Distribution, colon following,
 194c, 1319c
 divisive, 608
 DNS, 544a
 Doctor, *Dr.*, 517a, 519c, 619,
 810, 1321a, 1322b,
 1323c, 1338d, 1350a,
 1802b, 1802d, 1804b,
 622-624, 628 (see also
 Degrees, academic)
 Doctoral degrees (see also
 Degrees, academic)
 doctor of laws degree, 353
 doctor of letters, 509, 519
 doctor of philosophy, 509,
 519, 622a
 dogma, plural of, 177
 dog's life, 652
 Dollar sign (\$), 413, 416-417,
 543a, 543e
 domos, 522c
 done, 322
 don't (do not), 322
 don'ts, 625c
 DOS, 544
 dos and don'ts, 625a
 dotting your *i*'s, 285b
 double entendre, 287
 Double indent feature of word
 processing program,
 1345a, 1424d-e
 double-ohs, *the*, 412c (note)
 double-space, 812a
 doubtful (see *if*, clauses with)
 doubtless, 138b
 doubt that-doubt whether, 322
 doubt whether
 (see *if-whether*, 329)
 dour, 608
 down, 1070
 down, compound nouns ending
 in, 803b
 Downloading e-mail attachments,
 1385c, 1388f
 Down syndrome, 628c
 dpi, 544a
 Dr. (see *Doctor*)
 DRAM, 544a
 drink, 343
 drive-in, plural of, 612b
 driver's license, 612d (note), 652
 dry cleaning, 812a
 DSL, 544a
 DTP, 544a
 du (prefix), 311d
 Dubuque, 608
 dues, 1015
 due to, 322
 Duquesne, 608
 Durham, 608
 during that time, 345
 Dutch oven, 309b
 duty-free, 820a
 DVD, 541, 544a, 622a
 dye (see *die*, 203)
- e
 prefix ending in, 835
 words ending in silent,
 707-708
 e- (as prefix), 847g
 é (see *Acute accent*, 718a)
 ê (see *Circumflex*, 718c)
 è (see *Grave accent*, 718b)
 each, 541, 637b, 1002c, 1009,
 1053a, 1053d
 each-either-both, 322
 each one, 1053a
 each other-one another,
 637a (note), 322
 eager-anxious (see *anxious*, 315)
 early, 1069b
 earnings, 1015
 earth, 351
 EarthLink, 1508b
 earthly, 1069a
 east (see *Compass points*)
 -eau, words ending in, 179
 Eau Claire, 608
 eBay, 1508b
 Echo, 522c
 Echo question, 114 (note)
 economic-economical, 322
 economics, 1017
 ed, added to form past tense and
 past participle, 1030a
 Ed D., 519 (see also *Degrees,
 academic*)
 edgewise, 345
 Edinburgh, 608
 Editing techniques, 1201,
 1203-1205
 Editorial we, 1059
 editor in chief, 612a, 635b, 804c
 EDT, 534b
 .edu, 1508b
 Education, listing in résumés,
 1713b, 1713e
 Education officials, forms
 of address, 1805
 EEOC, 524a
 effect (see *affect*, 200, 313)
 e.g., 181, 507, 545 (see also *for
 example*)
 egregious, 608
 ei words, 712
 800 number, 454d (note)
 EIN, 541
 either, 1009a, 1053a, 608
 (see also *neither*, 612)
 either-each-both (see *each*, 322)
 either . . . or, 1003-1005, 1049c,
 1076a, 1081b
 either/or proposition, 295a
 EKG, 546
 elapse (see *lapse*, 205)
 El Cajon, 608
 elect in compound titles,
 317, 808b
 electoral, 608
 elhi, 510
 elicit-illicit, 203
 ellipsis, plural of, 179
 Ellipsis marks, 291
 division at end of line, 920f
 to indicate omissions
 in quotation, 275-281
 spacing with, 299o
 Elliptical clauses, 637
 dangling, 1082d, 1083
 Elliptical expressions, 639
 as dependent clauses, 130b,
 1083, 637
 as exclamations, 119-120
 as questions, 111, 117
 sentence fragments vs., 101c
 as statements or
 commands, 101b
 Elliptical sentences, 644
 else, 1071h
 with pronoun, 637a
 e-mail
 capitalization of, 363,
 847g (note), 245
 division at end of line, 903b
 hyphenation of, 801d, 245
 spelling of, 847g (note), 245

INDEX

E-mail, **514, 544a, 1373a–b, 1375–1389, 1413c, 1533b** (see also Attachment; Netiquette)
 abbreviations, **1382l–m**
 asking questions in, **1382e**
 attachments, **1385; illus., 437**
 backlog of, **1387a, 1387c**
 closing, **1383**
 composing messages, **1381–1384; illus., 434, 437**
 confirmation notice, **1360a**
 copy notation, **1364a (note)**
 critical comments in, **1382i–j**
 delivery notation, **1359c**
 distribution of, **1377**
 editing and proofreading, **1382**
 errors in, **1378**
 flaming, **1382h**
 formal vs. informal, **1378**
 forwarding, **1388**
 heading, **1378; illus., 429**
 length, **1382a**
 nature of, **1375–1377**
 privacy, **1378, 1379b, 1382k–l, 1384d, 1388a–b, 1388d–e**
 procedures for sending and receiving, **1377**
 recipients, **1379; illus., 430**
 responding to, **1386–1387; illus., 439**
 salutation, **1381**
 saving, **1389**
 signature block, **1384**
 subject line, **1380; illus., 431**
 template, **1375b–c, 1378**
 tone, **1382g–h**
 topics, **1382c–d**

E-mail addresses
 alteration of, **1377b**
 blank spaces in, **1511d (note)**
 in confirmation notations, **1360a**
 construction of, **1377**
 converting to hyperlink, **1511c (note)**
 in delivery notations, **1359**
 division at end of line, **920n, 1510b**
 in letterheads, **1310a, 1311**
 in online citations, **1509, 1511c–d**
 parts of, **1509**
 in reference notations, **1315e**
 in signature block, **1350c**

emanate (see eminent, 203)
 emeritus–emerita, 323

emigrate–immigrate, 203
 éminence grise, plural of, 180
 eminent–imminent–immanent–emanate, 203
 emphasis, plural of, 179
 Emphasis
 capitalization for, 93
 commas to indicate, **174**
 dash to indicate, **183, 201, 210**
 figure style with numbers, **407, 425a, 429a, 433, 435, 121**
 italics for, **283, 285–286**
 quotation marks for, **235–241**
 word repeated for, **120**
 Emphatic tense, 645
 Employment documents, **1708–1717**
 Employment history, listing in résumés, **1713b, 1713e**
 emporium, plural of, 178
 enc., **541**
 ence, words ending in, **714**
 Enclosure notations, **194b, 1358, 1372c, 1374q, 366; illus., 366**
 Encyclopaedia Britannica, **289g**
 end, 343
 Endnote feature of word processing program, **1502 (note), 1505; illus., 481**
 Endnotes, **1501–1502, 1505–1506, 1508–1544** (see also Notes); *illus.*, 476, 481–482, 491
 in reports, **1402c, 1403b, 1430**
 en masse, **287**
 enormity, 323
 Enough on that subject, **101b**
 Enough said, **301b**
 en route, **287**
 ensure, 203, 323
 ent, words ending in, **714**
 enthused over, 323
 entitled, **240a, 323**
 Enumerated items
 in agendas, **1703; illus., 543–544**
 bullets with, **106–107, 1345e, 1424g; illus., 423, 465**
 capitalization with, **107d, 199c, 301e; illus., 395–396, 423, 427, 543–544**
 colon before, **107c, 188–191, 199c**

Enumerated items (cont.)
 division at bottom of page, **1407h**
 division at end of line, **920j**
 indentation of, **1345c–d, 1424e–g**
 in letters, **1345c–d; illus., 395–396**
 in memos, **1374m (note)**
 numbers or letters with, **106–107, 222–223, 1345d, 1424f, 543**
 in outlines, **223, 1722c; illus., 575**
 parallel structure in, **1081**
 parentheses with, **222–223**
 periods with, **106–107, 503, 504**
 punctuation following, **106–107, 222–223**
 in reports, **1424e–g; illus., 458–459, 464–465**
 semicolons and conjunctions in, **107a**
 envelop–envelope, 203, 608
 Envelope feature of word processing program, **1367b, 1368g; illus., 413**
 Envelopes, **1367–1369**
 addressing, **1367–1369; illus., 413, 414, 416**
 inserting letters in, **1370; illus., 417–418**
 personal titles on, **316**
 return address on, **1368k–l**
 sizes, **1367**
 titles with personal names, **312**
 window, **1318a, 1337b, 1368l, 1370d**

EOE, **541**
 EOF, **544a**
 e.o.m., EOM, **541**
 equal (see both alike, 318)
 equally—as, 323
 Equals sign (=), **543a, 543c**
 -er, **1071a–b**
 ERISA, **522a**
 err, 608 (see also air, 200)
 erratum, plural of, 178
 -es, **615b–c, 616–617a, 617d, 624b, 625a, 1001c** (see also Plurals)
 E-SIGN, **1384g**
 espresso, 609
 esprit de corps, **287**
 Esquire, Esq., **157, 502b, 518a, 518c, 541, 1323b**
 -ess, **840**

INDEX

- Essential (restrictive)
 elements, 639
 clauses, **122**, **131–132**, 637
 commas and, **149–150**, 642
 phrases, **122**, **137**, **139–141**,
149–150
 quotations as, **260**, **261c**
 -est, **1071a–b**
EST, **534a**
ET, **534c**
ETA, **541**
et al., **287**, **545**, **1537c**, **1537e**
etc., **164**, **231c**, **287**, **545**,
 323–324
et cetera, 609
ETD, **541**
ethics, **1017**
 Ethnic references, **348**, 324–325
ethos, 609
 -ette, **840a**
eu, words ending in, 179
Eucharist, **349f**
euro, **413b**
even so, **138a**
even though, **132**
ever, **1072**
every, **307**, **1002c**,
1009a–b, **1053a**
everybody, **1010**, **1053a**
everyday–every day, 203, 325
everyone–every one, **1010**,
1053a, 203
everything, **1010**, **1053a**
ewe (see *you*, 210)
ex-, preceding compound titles,
317, **363**, **808b**
exam, **510**
ex cathedra, **808b** (note)
exceed (see *accede*, 719)
exceed–excess, **716b**
except, **1007**, 326
 (see *accept*, 719)
excess (see *access*, 719)
 Exclamation points, **119–121**, 13
 comma or period for, **120–121**
 with dashes, **208**, **214b**, **215a**
 to express strong feeling,
119–120
 with *Oh* and *O*, **121**
 in parentheses, **119c**
 with parenthetical expressions,
224d, **225a**, **225d**, **226c**
 with quotation marks, **249**,
252, **254**, **257–259**, **261**
 with single words, **120**
 spacing with, **299b**, **1433e**
 for special effect, **126b**
 Exclamations
 dash with, **208**, **214b**, **215a**
 Exclamations (*cont.*)
 punctuation of
 (see Exclamation points)
 quoted, **256a**, **257–258**
 Exclamatory sentences, 644
ex-convict, **808b** (note)
 Executive documents,
1703–1707; *illus.*,
 543–552
 Executive titles, **312a**
executor–executrix, **840b**
ex–former, 325
Exodus, **349e**
ex officio, **287**, **808b** (note)
expansive–expensive, 203
expatriates–ex-patriots, 203
expertise, 609
 Explanatory expressions
 colon with, **187–191**
 commas with, **122**, **148–152**
 parentheses with, **218–219**
 possessive forms with, **641**
explicit–implicit, 204
exquisite, 609
 Extension (see File name notation)
 Extracts, displayed, **212**, **265a**,
268, **271**, **1345**, **1407g**,
1424d, 369; *illus.*, 369,
 446, 448, 463
extraordinary
 division of, **901c**
 pronunciation, 609
ex-wife, **808b** (note)
eye-catching, **814**
e-zine, **289g**

f, nouns ending in, **608**
FACS, **519g**
faculty, **1019**
Fahrenheit (F), **541**
faint–feint, 204
fair–fairly, **1068**
fair–fare, 204
fait accompli, **287**, 180, 609
fame (see *celebrity*, 319)
family is–family are, **1019c**
 Family titles, **318–319**, **839**
Fannie Mae, **524b**
FAQ, **544a**
far-, **824d**
fare (see *fair*, 204)
Farm Belt, **333a** (note)
farmers' market, **612d**, **652**
Farrar, Straus and Giroux, **1539b**
farther–further, 204, 326
FASB, **522a**
fast, **1069c**
fast-moving, **824b** (note)
FAT, **544a**

father, **318**
father-in-law, plural of, **612a**
fatherly, **1069a**
Father's Day, **650a**
fatwa, **287**
Fax, **510**, **1310a**, **1315e**, **1359**
Fax cover sheets, **1706**; *illus.*, 551
faze–phase, 204
f.b.o., *FBO* (for the benefit of),
541–542
fe, words ending in, **608**
February, 609
Fed (Federal Reserve Board), **524b**
federal, **328–329**
federal judge, **312d**
FedEx Corporation, **522c**
Feed.com, **289g**
feel, **1044** (note), **1067**
 Feet, apostrophe as symbol
 for, **298c**, **432**,
543a–b, **543d**
feint (see *faint*, 204)
FEMA, **524a**
feminine, 327
feng shui, **287**
Ferris wheel, **309b**
few, **1012**, **1053b**
fewer–less, 326
f.–ff. in page references, **1542**
ff, words ending in, **608**
FHLMC, **524b**
fiancée, **840b**
FIFO, **541**
figure, 609
 Figures (see Numbers)
 File copy, **1319c**
file name, **847a**, 245
 File name in URL, **1508c**
 File name notation, **1356–1357**,
1374p, 366; *illus.*, 366
filet mignon, **612a**, 204
 Filing rules, 617–635
finally, **138a**
finder's fee, **612d**, **652**
finer–finest, **1071g**
finest-quality, **816a** (note)
firm, **1019**
firm–company–corporation, 326
first, 1st, **138a**, **424–425**
first–firstly, etc., 326
first–former (see *former*, 327)
first in, first out (FIFO), **541**, **831d**
first of all, **138a**
first-rate, **217d**
fiscal (see *physical*, 207)
fiscal–financial, 326–327
fiscal year (FY), **453a**, **504**,
541, **1621c**
fishing, **286** (note)

INDEX

- fisted, **823**
- flack-flak, 204
- flair-flare, 204
- flaming, **1382h**
- flammable-inflammable, 327
- flaunt-flout, 204
- flew-flue-flu, 204
- Flood, the, **349e**
- Floor number, **1369g**
- floppy disk, 321
- flounder-founder, 204
- focus, plural of, 177
- fold, compound words ending with, **817b**
- following, **1082a (note)**
 - colon with, 189-191
- following page (f.), **621**
- follow-up, **802, 803a, 815a**
- Follow-up employment letters, **1716; illus., 570**
- Fonts, common, **1305d**
- foot, feet (ft), **535a-b, 541, 609, 620a**
 - (see also Feet)
- Footer feature of word processing program, **1406c, 1420a**
- Footnote feature of word processing program, **1502a, 1503-1504**
- Footnotes, **1501-1504, 1508-1544 (see also Notes); illus., 448, 475, 476-480 (see also Notes)**
 - asterisks in, **292, 1502f, 1636c**
 - continuing, **1407j, 1504d**
 - page numbers in, **621, 1542**
 - in tables, **1605b, 1606f, 1634-1636; illus., 512-513, 532**
- for, **132, 303 (note), 360a, 361d, 1324c, 316**
- forbade, 609
- forbear-forebear, 204
- forbid-forbidden, **702**
- Foreign addresses (see International addresses)
- Foreign words and expressions
 - abbreviations, **545**
 - compound adjectives, **831c**
 - diacritical marks with, **718**
 - italicized or underlined, **241, 287**
 - not italicized, *list*, **287 (note)**
 - plurals, **614, 1018**
 - subject-verb agreement, **1018**
 - translations of, **241, 287**
 - for example, **124b, 138-142, 176, 181-183, 188**
 - for-fore-four, 204
 - forgo-forego, 204
 - for instance, **138a**
 - formally-formerly, 204
 - format-formatted-formatting, **704**
 - former-ex (see ex, 325)
 - former-first, 327
 - formidable, 609
 - Forms, guidelines for designing, **1724-1725**
 - Forms of address, **1320-1324, 1801-1812**
 - formula, plural of, 177
 - for now, **138a**
 - for one thing, **138a**
 - Fort, **1333c**
 - forte, **718a (note), 609**
 - fort-forte, 204
 - for the most part, **138a**
 - for the time being, **138a**
 - forth-fourth, 204
 - fortuitous-fortunate, 327
 - fortunately, **138b, 328**
 - forum, plural of, 178
 - forward-foreword, 204
 - Forwarding e-mail messages, **1388**
 - founder (see flounder, 204)
 - four (see for, 204)
 - four-color, **815a**
 - 401(k), plural of, **619**
 - .fr (France), **1508b**
 - Fractions, **427-428**
 - constructing, **428b-c**
 - converting to decimals, **428c**
 - diagonal in, **295c, 428b**
 - in figures, **427-428**
 - hyphens in, **427-428**
 - in mixed numbers, **428**
 - in percentages, **448**
 - stand-alone, **427**
 - as subjects, **1006a (note), 1025**
 - in words, **427, 428a**
 - Fragment (see Sentences)
 - Frammingham, 609
 - France (.fr), **1508b**
 - frankly, **138b**
 - fraternize, 609
 - Freddie Mac, **524b**
 - free-, **824d**
 - Freedom of Information Act (FOIA), **522a**
 - French doors, **309b**
 - french fries, **309b**
 - freshman, **354**
 - freshwater, **816b**
 - fridge, **510**
 - friendly, **1068a**
 - friendly-looking, **815b**
 - from
 - capitalization of, **303 (note)**
 - colon following, **184c**
 - from-off, **1080, 327**
 - Frostbelt, **333a (note)**
 - f-stop, **547**
 - FTP, **508, 544a, 1508a**
 - ftp://, **1382o (note)**
 - f2f (face to face), **544a**
 - fuel-efficient, **820a**
 - ful, plural of words ending in, **613**
 - full-size, -sized, **823d**
 - fulsome, 327
 - fungus, plural of, 177
 - further (see farther, 204, 326)
 - furthermore, **138a, 178, 312**
 - Future perfect tense, **1033c, 644-645; illus., 275**
 - Future tense, **1031c, 644; illus., 274**
 - FY, **504, 541, 1621c**
 - FYI, **541**
 - gala, 609
 - gallon (gal), **535a, 536, 541**
 - GAO, **524a**
 - Gateway, **1508b**
 - GATT, **541**
 - gauge, 609
 - Gay Nineties, the, **439c**
 - GDP, **546**
 - ge, words ending in, **707c**
 - Gender, **1049a, 1050-1053, 1062b (note), 639**
 - gender gap (see gender, 327)
 - gender-sex, 327
 - generally, **138a**
 - generally speaking, **138a**
 - Genesis, Book of, **350a**
 - Gentlemen and Ladies, **1340a**
 - genuine, 609
 - genus, plural of, 177
 - Gen X-Gen Y, **506c**
 - Geographic names
 - abbreviations, **502d, 508, 526-529, 1328-1330, 1333-1334, 1336**
 - Canadian provinces, **1336b**
 - cities, **529b, 1333b-d**
 - international addresses, **1336; illus., 369**
 - states (U.S.), **527, 1334**
 - capitalization, **303, 309-310, 331-337**
 - short forms, **310, 332**
 - cities, **529b, 1332-1333**
 - commas with, **160-161**
 - division at end of line, **920b-c**

INDEX

- Geographic names (*cont.*)
 filing rules for, 630, 633–634
 hyphens with, **819b (note)**
 imaginative, **305, 333–335**
 plurals, **617a–b**
 possessives in, **651**
 proofreading, **1202c, note**
 spelled-out numbers in, **465c**
 subject-verb agreement
 with, **1021**
- German-American, **819b**
 Germany (.de), **1508b**
 Gerund phrase, **135a, 641**
 Gerunds, 639
 compound, **805, 812a (note)**
 dangling, **1082c, 639**
 possessives with, **647**
 pronouns modifying, **1056d**
- get, **1067**
 giant-size, -sized, **823d**
 gibe-jibe, 204
 .gif, **544a**
 giga-, **470**
 GIGO, **544a**
 Ginnie Mae, **524a**
 girlfriend, **832d (note)**
 given, **1082a (note)**
 glasses, **1015 (note)**
- Gloucester, 609
 glutes, **510**
 GM, **541**
 go-come (see *come*, 319)
 God, **349a**
 -going, **824d**
 go/no-go decision, **295a**
 goods, **1015**
 Good Shepherd, **349c**
 good-well, 327
 Google, **365d**
 word search, **801d (note)**
- Gopher, **1508a**
 Gorham, 609
 gorp, **522b**
 .gov, **1508b**
 government, 609
 Government names
 abbreviations, **520, 524–525**
 capitalization, **310, 325–330, 334–335**
 filing rules for, 634–635
 government-owned, **815b**
 graduated-was graduated, 328
 graffiti, plural of, 178
 gram (g), **537a, 541**
 Grammar, **1001–1088**
 glossary, 636–645
 language and tone, 256
 Grammar checkers,
1204f, 1205
- Grammatical correctness, 256,
1381c, 1382p (note)
 grand (prefix), **319c**
 granted, **1082a (note)**
 grant-in-aid, plural of, **612a**
 Graphs, converting tables to,
1642; illus., 538
 grate-great, 204
 Grave accent (´), **718b**
 great, **839** (see also *grate*, 204)
 Greenwich, 609
 Grenada, 609
 grievance, 609
 grimace, 609
 grizzly-grizzly, 204
 gross (gr.), **541, 1016**
 gross weight (gr. wt.), **541**
 Groton, 609
 grounds, **1015**
 group, **1019a–b**
 grovel, 609
 grow, **1067, 328**
 GUI, **544a**
 gymnasium, plural of, 178
- habeas corpus*, **287**
 had, to form past perfect
 tense, **1033b**
 had better, 328
 hail-hale, 204
 Hail Mary, **350a**
 hajj, **287**
 hale (see *hail*, 204)
 half (see also *one-half of*)
 in compound modifiers, **427a**
 singular or plural as
 subjects, **1025**
 half dozen, **427a (note)**
 half-haul, 204
 -ham, 609
 hand-, **821d**
 handicap-handicapped-
 handicapping, **704**
 hangar-hanger, 204
 happily, **138b, 904**
 happy, **1071b (note)**
 harass, harassment, 609
 hard-hardly, **1068, 1069c, 1071f, 1074b, 328**
 Hard page break, **1407b, 1612, 1639b**
 Hard space, **919**
 HarperCollins, **1539b**
 Harper's Magazine, **289d**
 has been-have been, to form
 present perfect progressive
 tense, **1034d**
 has-have, to form present perfect
 tense, **1033a**
- hasten, 610
 haul (see *half*, 204)
 have-not, plural of, **612b**
 have-of (see *of*, 336)
 Haverhill, 610
 Haves and have-nots, **237b, 625a**
 Hawaii, 610
 he, **1050, 1053d** (see also
 Pronouns)
 as generic pronoun, **1051, 1052e**
 in reference to singular
 antecedent, **1052d**
 -headed, **823c**
- Header feature of word
 processing program,
1366c, 1366g, 1406b, 1410c (see also Page
 numbering feature)
- Headings
 in business documents, **1702; illus., 545–546**
 capitalization in, **360–361**
 centered, **1407f, 1425c(1), 1426c; illus., 468**
 e-mail, **1378**
 hyphenated words in, **363**
 punctuation with, **108–109**
 in reports, **1425–1426; illus., 445, 453–455, 467–468**
 run-in, **108, 1407f (note), 1425c(3), 1426b–c; illus., 445, 467–468**
 side, **1407f, 1425c(2), 1426; illus., 468**
 spacing with, **1426**
 in table of contents, **1415e; illus., 459**
 in tables, **1604–1606, 1617–1620**
- headquarters, **1016**
 healthcare-health care, **801d**
 healthful-healthy, 205, 328
 hear, **1044 (note)**
 heard-herd, 205
 hear-here, 205
 heart-, **821d**
 -hearted, **823c**
 Hebrew Bible, **350a**
 hecto-, **537a**
 height, 610
 heinous, 610
 heir (see *air*, 200)
 Helena, 610
 helix, plural of, 179
 help, **1044 (note), 328**
 Helping (auxiliary) verbs, **1030c, 1032–1034, 645**
 (see also Verbs)

INDEX

hence, 138a, 139b, 142a (note), 178
he or she, 1052–1053a (note)
her
 capitalization of, 308
 or *hers*, 636, 1056a–c
 in reference to singular antecedent, 1052d
herb, 610
here (see *heard*, 205)
here (see *hear*, 205)
here is—here are, 1028–1029
hero, 607b, 633
heroine, 840b
herself, 836c, 1060
hertz (Hz), 541
 Hesitation, dash to show, 209
heterogeneous, 610
hiatus, 610
higher—hire, 205
highest-priced, 823b
high-level, 813 (note), 815a
highly—higher—highest, 1071b (note)
high-priced, 815b
high-ranking, 814
high school, 814
high-speed, 816a
high-tech, 510, 814
highway contract route (HC), 1316c
Hilo, 610
him, 1052d, 1055, 1056d
Him (referring to a supreme being), 349b
him and me, 1055a
him or her, 1052
himself, 836c, 1060
Hingham, 610
hire (see *higher*, 205)
Hiroshima, 610
his, 636, 1052d
his or her, 1052
Hispanics (see *Ethnic references*, 324)
 Historical events, 344
historic—historical, 311, 328
HMO, 541, 622, 638
hoard—horde, 205
Hobson's choice, 286 (note)
Hodgkin's disease, 632b (note)
hoi polloi, 328
Hold for Arrival notation, 1368m
hold on, 336
 Holidays, 342, 650
Holocaust, 610
holy—holey—wholly—holly, 205
Holy Spirit, 349a
home-, 821d

home—hone, 328
 Homonyms, *list*, 719
Honorable, the, 517e, 1321a, 1806b–e, 1806h–i
honorarium, plural of, 178
honorary degree, 519d (see also *Degrees, academic*)
hopefully, 138b, 328
horde (see *hoard*, 205)
hors d'œuvre, plural of, 180, 610
horsepower (HP, hp), 541
 Host computer, 1377a, 1509
host—hostess, 840b
HotWired, 365d
Houghton Mifflin, 1539b, 610
hour (hr), 541
house, compounds beginning with, 801c, 805b
Houston, 610
How come?, 301b
however, 122c, 124b, 138–142, 178, 290f, 328–329 (see also *but . . . however*)
HQ, 541
 HTTP, 1508a
http://, omission of, 1311b, 1382a, 1508f
hurry, 343
hype, 510
hypercritical—hypocritical, 205
 Hyperlink, 1511c (note)
 Hyphenated Americans (see *Ethnic references*, 324–325; see also 348b)
 Hyphenation (see also *Word division*)
 automatic, 248
 capitalization with, 363
 in city names, 1333a (note)
 in compound adjectives, 813–832
 in compound computer terms, 847b–c, 847g
 in compound nouns, 348b, 612, 801–809, 839
 in compound numbers, 404, 465a–b
 in compound verbs, 811–812
 in consecutive lines, 916
 dash vs., 216b
 in dates spelled out, 411
 essay on, 596–599
 in ethnic references, 348b, 324–325
 in family terms, 839
 in figures, 463
 in fractions, 427–428
 hard hyphen, 903b, 248
 in measurements, 430 (note)

Hyphenation (*cont.*)
 in monetary amounts, spelled out, 420b
 in number range, 459–460
 in numbers spelled out, 404, 420b, 427, 465
 in place of diagonal, 295b
 in place of en dash, 459–460
 in place of minus sign, 465e
 with prefixes, 833–839, 841–845, 909, 911–912
 proofreaders' mark for, 217d, 359
 quotation marks used instead of, 831a (note)
 in serial numbers, 463
 to signify drawn-out pronunciations, 831f
 soft hyphen, 248
 spacing with, 299g
 with suffixes, 706, 833, 836b–c, 839, 846, 910–912, 922a–b
 suspending, 832, 833d–e
 in telephone numbers, 454, 1349c (note)
 in time expressions, 442
 word division, 901–922
 Hyphenation feature of word processing program, 248
hypocritical (see *hypercritical*, 205)
hypothesis, plural of, 179
I, 262, 273a (see also *Pronouns, personal*)
I (see *Circumflex*, 718c)
i, prefix ending in, 834
Ian, 610
I-beam pointer, 547
ibid., 287, 545, 1543, 1544d
ible, words ending in, 713b
IBM-compatible, 820a
IC, 544a
ics, words ending in, 1017
ID, 546
idem, 545
identical with, to, 1077
 Identifying expressions, comma with, 122d, 148–152
idiot savant, plural of, 180
i.e., 181–183, 188, 507, 545 (see also *that is*)
ie, words ending in, 709
ie words, 712
if, 130b
 capitalization in literary and artistic works, 360
 clauses with, 21, 132, 1040–1041

INDEX

- if possible*, **138b**
ifs, ands, or buts, **625a**
if-whether, 329
illicit (see *elicit*, 203)
Illinois, 610
illustrative, 610
IM, 544a
imitate-intimate, 205
immanent (see *eminent*, 203)
immigrate (see *emigrate*, 203)
imminent (see *eminent*, 203)
impact, 329
Imperative (see *Mood*, 639)
Imperative sentence, 644
implacable, 610
implicit (see *explicit*, 204)
imply-infer, 205, 329
imprimatur, 610
in, **237a (note)**, **303 (note)**,
360a, **361c-d**, **1070**,
1078, **1324c**
 as an adjective ("the in thing"),
237a
 compound nouns ending
 in, **803c**
 as prefix meaning "not," **843**
 as preposition in compound
 adjective, **843**
 vs. *into*, *in to*, 329
in addition, **135c**, **138a**, 312
in addition to, **146**, **1007**
in a nutshell, **290a**
in any case, **138a**
in any event, **138a**
in behalf of-on behalf of,
1080, 329
in brief, **138a**
Inc., **122f**, **159**, **520b**,
639, **1326c**
in care of, **1325**
incentivize-incent, 330
inch, inches (*in.*, *in.*), **535a (note)**,
536, **541**, **620a**
inches per second (ips), **541**
inchoate, 610
incidentally, **138a**, 330
incite-insight, 205
includes (see *consists of*, 320)
including, inclusive (*incl.*), **146**,
541, **1007**
incognito, 610
incomparable, 610
in conclusion, **138a**
Incorporated (Inc.), **520c**, **541**
incredible-incredulous, 330
indeed, **101b**, **138b**,
139c, **142c**
indefatigable, 610
Indentation, **1344f**, **1345**, **1424**
independent, **347d (note)**
Independent clause
 (see *Clauses*, 637)
Independent comments, **122c**,
138-142
independent of, **1077**
Independent question, 643
independent voter, **347d (note)**
index
 capitalization of, **242 (note)**
 plural of, 179
Indians (see *Ethnic references*,
 324-325; see also **348a**)
Indicative (see *Mood*, 639)
indict, indictment, 610
indict-indite, 205
indie, **510**
indifferent-in different, 205, 330
indigenous, 205, 610
Indirect address, **315**
indirect-in direct, 205, 330
Indirect object, 640
Indirect question, **104**,
115 (note), 643
Indirect quotation, 643
individual, 330
Individuals, forms of address,
1316, **1320-1325**, **1339**,
1801
in essence, **138a**
inexplicable, 610
in fact, **138b**
infamous, 610
infer (see *imply*, 205, 329)
Infinitive phrases, **135b**,
136-137, **1082b**, 641
Infinitives, **1044-1046**, 639
 of compound verbs, **812a**
 dangling, **1082b**
 parallel constructions, **1081**
 pronouns with, **1055c**, **1064**
 split, **1046**
inflammable (see *flammable*, 327)
info, **510**
.info, **1508b**
infra, **545**
ing, words ending in (see
 Gerunds; Participles)
in general, **138a**
ingenious-ingenuous-
disingenuous, 205
Initialisms, **501b**, **546**, **311**
 (see also *a-an*, 311-312)
Initials
 as abbreviations
 of company names, **502c**,
508, **520a**
 of geographic names, **508**,
526-528, **1334**, **1336b**
- Initials, as abbreviations (cont.)*
 of government names,
524-525
 period with, **109a**, **508**, **516**
 of personal names,
516, **1320**
 possessives, **638**
 reference, **1355**, **1377a**,
1374a, **1372c**; *illus.*,
 366, 403
-in-law, **839**
in my opinion, **122c**, **124b**, **135c**,
138b, **140**, **142c**
in order that, **132**
in other words, **138a**
input/output (I/O), **544a**
input/output systems, **295a**
in reality, **138b**
in regards to, 330
in reply to, **1315**
in response to, **136a**
ins and outs, **237b**, **625a**
in short, **138a**
Inside address, **1316-1336**,
1372a, 366; *illus.*, 366
insight (see *incite*, 205)
insoluble-insolvable-
insolvent, 205
instant messaging (IM), **544a**
instead, **138a**
in summary, **138a**
insurance, 164
insure (see *ensure*, 203, 323)
.int, **1508b**
integral, 610
Intel, **1508b**
INTELPOST, **522c**
intents-intense, 205, 330
InterCaps, **366**
intercede, **716a**
interested, interesting, 610
interested in, **1077**
Interior thoughts, quotation
 marks with, **230**
Interjection, 639
Internal punctuation, 643 (see also
Punctuation)
international (intl.), **541**, 610
International addresses, **1336**,
 369; *illus.*, 369
International agencies, **524**
International Association of
Business Communicators,
1356d
Internet, **365c**, **544**, **1534-1535**
 (see also *Computer terms*);
illus., 499
interpretation, 611
Interrogative sentence, 644

INDEX

- Interrupting expressions
 commas with, **122a, 127d, 130d, 131c, 136b, 137c, 144–147**
 dashes with, **201–202, 209, 211a**
 in quoted sentences, **262–263**
- Interview, quoting or citing, **1528–1529**
- in the first place*, **124b, 138a, 142b**
- in the long run*, **138a**
- intimate* (see *imitate*, 205)
- in time*, **138a**
- Intransitive verb (see *Verbs*)
- introduce, 611
- Introductory elements
 colon after, **191c, 199d**
 comma after, **124, 127d, 130, 135–136, 139, 142**
- in turn*, **138a**
- invoice (*inv.*), **541**
- in whatever way*, 329
- in which*, **122d**
- IOU, **546**
- IP, **544a**
- IPO, **541**
- ipso facto*, **290b–c**
- IQ, **546, 622a**
- IRA, **508, 546**
- IRL, **546**
- irregardless, 330
- irrelevant, 611
- irrevocable, 611
- IRS, **520a**
- is*, **361b, 614, 1028, 1034a, 179**
- ise*, words ending in, **715b**
- ISP, **544**
- is where–is when*, 331
- it*, **1049, 1053d, 1055** (see also Pronouns)
- .it* (*Italy*), **1508b**
- Italics, **285–290**
 with brackets, **290g**
 for definitions of words, **239, 286**
 for emphasis, **285–286**
 foreign expressions in, **241, 287**
 guidelines for, **290**
 for letters used as letters, **285**
 with names of ships, trains, airplanes, and spacecraft, **288**
 with parentheses, **290f**
 with punctuation, **290**
 with titles of literary and artistic works, **289**
 underlining and, **285–290**
 word used as words, **285**
- Italy* (*it* in electronic addresses), **1508b**
- it could have been they*, **1054b** (note)
- it has*, **1056e**
- Itineraries, **1705; illus.**, 510
- itinerary, 611
- it is*, **1029a** (note), **1054b** (note), **1056e**
- it is I*, 331
- its*, **1049f, 1056a–c**
- its–it’s*, **636, 1056e, 205**
- it’s a must*, **237a** (note)
- itself*, **1060**
- it’s me*, **1054b, 331**
- IV, **546**
- I wish*, **1039**
- ize, words ending in, **715a**
- Japan (*jp*), **1508b**
- Jargon, 330
- Jaycees, **520b**
- jewelry, 611
- Jewish dignitaries, forms of addresses, **1811**
- jibe* (see *gibe*, 204)
- JobStar Central, **1709**
- jodhpur, 611
- John the Baptist, **349c**
- John Wiley, **1539b**
- join, 343
- journal, 331
- jp* (*Japan*), **1508b**
- .jpg, .jpeg*, **544a**
- judging, **1062a** (note)
- junior (academic level), **354**
- Junior, Jr., **122f, 156, 158, 502b, 518, 615d, 639, 1323a, 624**
- Junk mail, **1382**
- junta, 611
- Jupiter, **351**
- jury, **1019**
- Justified margins, **102f, 1344g, 370, illus.**, **102f, 370**
- just in time (JIT)*, **541**
- Kaddish, **350a**
- Kansas (see *Arkansas*, 606)
- karaoke, 611
- karat (see *carat*, 201)
- keep (as a verb of the senses), **1067**
- Keep-lines-together feature of word processing program, **1407c, 1610a, 1611e, 1639b**
- kernel (see *colonel*, 202)
- key–quay*, 205
- key–type* (see *type*, 343)
- Keyword profile, **1713d**
- Keyword summary, **1713d**
- kibitz–kibbutz, 205
- kidnap–kidnapped–kidnapping*, **704**
- kilo–, **537**
- kilobyte (KB or K), **503, 544a**
- kilogram (kg), **538b, 541**
- kilohertz (kHz), **541**
- kilometer (km), **537a, 541, 620b, 611**
- kilometers per hour (km/h), **538b** (note), **541**
- kind, 331
- kind of a*, 331
- kind of–sort of*, 331
- King James Bible, **350a**
- king-size, –sized, **623d**
- know whether* (see *if–whether*, 329)
- Koran, **350a**
- kudos, 331
- l, la* (prefixes), **311d**
- L.A., **526**
- lab, **510**
- labeled, **240a**
- Labrador retriever, **309b**
- lacuna, plural of, 177
- Ladies and Gentlemen, **1340a**
- lagniappe, 611
- laid, lain (see *lay*, 332)
- La Jolla, 611
- lambaste, 611
- LAN, **544a, 1377**
- Landscape printing, **1641a**
- Languages, **348, 365a, 256**
- lapse–elapse–relapse*, 205
- Laredo, 611
- larger–largest*, **1071h**
- large-size*, **816a** (note)
- largesse*, 611
- larva*, plural of, 177
- larynx*, plural of, 179
- laser, **522b**
- laser disc, 321
- last in, first out (LIFO)*, **541**
- last–latest*, 205, 331–332
- last month, night, week, year* (see *last*, 331–332)
- late–lately*, **1068**
- later–latter*, 205
- later on*, **138a**
- Latin expressions (see *Foreign words and expressions*)
- Latino (see *Ethnic references*, 324)
- latter–last*, 332
- Laws, titles of, **346**
- lawyer (see *attorney*, 316)

INDEX

- Lawyers, forms of
address, **1804a**
- lay-lie*, 206, 332
- layoff*, **801b**
- LCD**, **544**
- l.c.l.*, **LCL**, **541-542**
- le* (prefix), **311d**
- Leader feature of word
processing program,
1415d, **1632c**
- Leaders, **1632**; *illus.*, 458-460, 531
- lead-led*, 206
- lean-lie*, 206
- learn-teach*, 332
- learn whether* (see *if*, 329)
- leased-least*, 206
- least*, **825b**, **1071b-c**
- leave-let*, 333
- Leavenworth*, 611
- left-leaving* (see *leave*, 333)
- Legal documents
capitalization in, **321**, **358**
dates in, **411**
money amounts in, **420**
periods of time in, **436 (note)**
- Legionnaires' disease*, **632b (note)**
- lend-loan*, 206, 333
- length*, 611
- lengthwise*, 345
- lens*, **1014**
- Leslie*, **1351-1352a**
- less*, **825b**, **846**, **1071b-c**, **1071f**
- less*, **705**, **706 (note)**, **846**
- lessen-lesson*, 206
- less-fewer* (see *fewer*, 326)
- less than*, **413a (note)**
- let*, **1044 (note)**
- let-leave* (see *leave*, 333)
- let's you and me*, **1058**
- Letterheads for business letters,
1304a, **1305c**, **1306c**,
1310-1311, 366; *illus.*,
366, 373-375
- letter of credit*, plural of, **612a**
- letter-perfect*, **820a**
- letter quality (LQ)*, **544a**
- Letters (alphabet)
in compound adjectives, **817d**
in compound nouns, **807**
in enumerations, **106-107**,
222, **1345d**, **1424f**
filing rules for, 618, 628-629
italicized and underlined, **285b**
no periods with, **109a**,
516, **547**
nouns followed by, **359**
plurals, **621-623**
possessives, **638**
quoted, **247**
- Letters (correspondence),
1301-1372
acceptance letters, **1717**;
illus., 573
addresses (see Addresses,
mailing)
application letters, **1715**;
illus., 570
attention line, **194b**, **1337**,
1341, **1368n**, **1369h**,
368; *illus.*, 368
body, **1342-1345**
box numbers, **1310c**, **1331**
building names, **331**, **1327**
city names, **325**, **334**,
1332-1333
closing, **1346-1365**
colons in, **194a-b**
company signature, **1347**, 366;
illus., 366
complimentary closing, **301g**,
1346, **1372e**, 366, 370;
illus., 366, 370, 420
confidential notation, **1314**,
1368m, **1372d**; *illus.*, 369
confirmation notation for letters
faxed or e-mailed, **1360**
continuation pages, **1304b**,
1366; *illus.*, 409-410
copying, **266**
copy notation, **194b**,
1361-1364, **1372c**, 366;
illus., 366
date line, **1313**, 366; *illus.*, 366
date references in, **152**, **409**
delivery notation, **1359**,
1368o, **1372c**, 366;
illus., 366
displayed extracts, **1345a**, 369;
illus., 369
enclosure notation, **194b**,
1358, **1363**, **1372c**, 366;
illus., 366
enumerated items in, **1345c-e**;
illus., 395-396
envelopes (see Envelopes)
file name notation, **1315a**
(**note**), **1356-1357**,
1372c, 366; *illus.*, 366
floor number, **462**,
1317b, **1327**
folding and inserting, **1370**;
illus., 417-418
follow-up letters, **1716**;
illus., 571
formats, **1302**
in care of, **1325**
indentations, **1302b**,
1344f, **1345**
- Letters (*cont.*)
inside address, **316**,
1316-1336, **1372a**, 366;
illus., 366
international address, **1336**,
369; *illus.*, 369
letterheads, **1304a**, **1305c**,
1306c, **1310-1311**, 366;
illus., 366, 369, 370, 423
lists in, **1345c-e**; *illus.*,
395-396
long, shortening of, **1308**
mailing notations, **1359-1360**,
1368o; *illus.*, 366
margins, **1304-1306**,
1344f-i, **1366b**, **1366j**;
chart, 365
message, **1344-1345**, 366;
illus., 366
with multiple pages, **1366**
one-page, **1304a**; *illus.*, 368
opening, **1316-1341**
organizational names, **1326**
page-ending considerations,
1344i, **1366g-k**
paragraph indentation, **1344f**,
368; *illus.*, 368
parenthetical, **125 (note)**
parts of, **1301-1302**
personal-business, **1312**,
1355a; *illus.*, 368
personal names and titles,
311-312, **316**,
1320-1324, **1338e**,
1348-1353
personal notation, **1314**,
1368m, **1372d**
postscript, **194b**, **1365**, 368;
illus., 368
private mailbox number, **1331d**
punctuation patterns, **1308**;
illus., 372
quotations in, **1345a**; *illus.*, 369
quoting, **266**, **1533a**
reference initials, **194b**, **1355a**,
1372c, 366; *illus.*, 366
reference notations, **194b**,
1315, **1343f**, **1357**;
illus., 368
return address, **1312**, **1313f**,
368; *illus.*, 368
room number, **462**,
1317b, **1327**
rural route number, **1316c**
salutation, **194a**, **301g**,
1338-1341, **1343a**
(**note**), **1372b**, **1372e**;
illus., 366
short, lengthening of, **1307a**

INDEX

Letters (cont.)

- signatures, **1320a**,
1347-1354
- social-business, **1318b**,
1338b, **1355a**,
1371-1372; *illus.*, 419
- spacing in, **1309**, **1344e**
- state names (U.S.), **1332-1334**
- street addresses, **1328-1330**
- styles
 - block, **1302c**; *illus.*, 369
 - modified-block-indented,
1302b; *illus.*, 368
 - modified-block-standard,
1302a; *illus.*, 366
 - simplified, **1302**; *illus.*, 370
- subject line, **194b**, **1315d**,
1342-1343; *illus.*,
369, 370
- suite number, **462**,
1317b, **1327**
- tables in, **1345b**
- templates, **1366c (note)**;
illus., 363-364
- to two or more people at
same address,
1319a-c, **1366d**
- writer's name and title, **316**,
1347-1354, 366, 370;
illus., 366, 370
- ZIP Codes, **161**, **462**, **501b**,
1310-1312, **1316a**,
1317a, **1328**,
1332, **1334**

LexisNexis, 365d

- liable-libel*, 206
- liaison*, 611
- library*, 611
- libretto*. plural of, 178
- lie-lay* (see *lay*, 206, 332)
- lien* (see *lean*, 206)
- life insurance*, **818a**
- life-size, -sized*, **823d**
- LIFO*, **541**
- lightweight*, **832d**
- like* (as suffix), **706 (note)**, **846**
- like-as-as if*, 333
- likely*, **1071b**
- like-such as*, 333
- likewise*, **138a**, 345
- lilac*, 611
- Lima*, 611
- Limited (Ltd.)*, **520c**
- limo*, **510**
- Lincoln's Birthday*, **650a**
- line*
 - followed by number, **359**
 - plural of, **621**

Linking verbs (see Verbs)

- lion's share*, **652**
- Lists (see Enumerated items)
- Listserve, **1508a**, **1535**
- liter (L)*, **537a**, **541**
- literally*, **138b**, 334
- Literary works, capitalization of
titles, **360-362**
- Little, Brown*, **1539b**
- lived*, **823a**, 611, 615
- livid*, 334
- ll*, words ending in, **706 (note)**
- LLC*, **541**
- LLP*, **541**
- load-lode*, 206
- loan* (see *lend*, 206, 333)
- loath, loathe*, 206, 611
- Local area network (LAN), **1377**
- loc. cit.*, **545**, **1544d**
- locus*, plural of, 177
- lode* (see *load*, 206)
- logarithm (log)*, **540**
- logo*, **510**
- log on*, 336
- lone* (see *lend*, 206)
- lonely*, **1069a**
- long*, **1069c**
- long*, **820c**
- longest-winded*, **823b**
- Long Island*, **1335**
- long-lived*, 611
- long-range*, **814**
- long-term*, **816a**
- look*, **124a**, **1067**
- look forward to*, 334
- lose-lose-loss*, 206
- Lord*, **349a**
- Lord's Prayer*, **350a**
- Los Angeles*, 611
- loud-loudly*, **1068**
- Louisiana*, 612
- Louisville*, 612
- lovely*, **1069a**
- lovers' lane*, **652**
- lower*, **337b**, **1071i**
- Lowercase, 93 (note)
- low-key*, **815a**
- low-risk*, **818a**
- LP*, **541**
- Ltd.*, **159**, **520b**, **1326c**
- Luke the Evangelist*, **349c**
- ly*, words ending in, **706 (note)**,
824a, **1068-1069**
- lye* (see *lay*, 206)
- lying* (see *lay*, 206, 332)
- Lynn*, **1351**
- M*, **470 (note)**, **541**
- ma'ams*, **625c**

- machine-readable*, **820a**
- Mackinac*, 612
- Madam*, **315**, **1339c**, **1801e-f**
- Madame (Mme.)*, **517a**,
618, **1339c**
- Magazine titles, **289**, **360-361**,
1523, *illus.*, 495
- maiden name*, 334
- Mailing notation, **1359-1360**,
1368o, **1372c**, 366;
illus., 366
- mail order*, **541**, **545**
- maitre d'hôtel*, plural of, 180
- majority*, **1019**, **1025a-b**
- majority-plurality*, 334
- makeup*, **801b**
- man*, compound words
including, **809a**
- managed care*, **801d**
- manner-monor*, 206
- mantel-mantle*, 206
- manufacturers (mfrs.)*, **520c**, **541**
- manufacturing (mfg.)*, **520c**, **541**
- Manuscripts, **1432-1437**
(see also Reports)
 - articles, **1432-1433**
 - books, **1434-1435**
 - guidelines for writers, **1433**
 - precautions for, **1436-1437**
- many*, **1012**, **1053b**
- many a (an)*, **1002c**,
1009b, **1053a**
- Margins
 - in articles, **1433a-b**
 - in book manuscripts,
1434-1435
 - in business documents, **1701**
 - justified, **102f**, **1344g**, 370,
illus., **102f**, 370
 - in letters, **1304-1306**,
1344f-l, **1366b**, **1366j**;
chart, 365
 - in memos, **1374a-c**
 - for outlines, **1721a**
 - in reports, **1404-1406**, **1409a**,
1411a, **1412c**
- marked*, **240a**
- Marketing skills, listing in
résumés, **1713d**
- Married women
 - forms of address, **1320c**, **1322**,
1801-1802
 - salutations for, **1339a**
 - signatures of, **1352**
 - titles of, **517**, **1320-1322**
- Mars*, **351**
- Marseilles*, 612
- masculine*, 327
- Mass*, **349f**

INDEX

- masterly-masterful*, 334
master's degree, 353
matrix, plural of, 179
mauve, 612
max, 510, 541
maximum, plural of, 178
maybe-may be, 206, 335
may-can, 334
may have, 336
mayoral, 612
May the best man win, 1071g (note)
M.B.A., 519a-b (see also Degrees, academic)
MC, 550
M.D., 519, 622a (see also Degrees, academic; Doctor)
MDT, 534b
me, 1055 (see also Pronouns)
mean-mien, 206
means, 1016
meanwhile, 138a
measles, 1014
Measurements, 429-432
 abbreviations of, 428d, 431-432, 453, 502d, 509, 535-538
 commas with, 430
 in compound adjectives, 817
 customary, 535-536, 620a
 dimensions, 429a, 432, 453, 535b
 metric, 461b, 537-538, 620b
 180-degree turn, 429c
 plurals, 428d, 620
 in possessive expressions, 646
 sizes, 429a
 spelled-out, 453b, 536, 538
 as subjects, 1024
 symbols for, 453, 543a, 543d
 temperature, 429b (see also Temperature, degrees)
 360-degree turn, 429c
meat-meet-mete, 206
medal-meddle-metal-mettle, 206
Medals, 364
medevac, 522c
media-medium, 1018c, 178, 335
medicaid, medicare, 347a (note)
meds, 510
meet (see *meat*, 206)
mega-, 470
megabit (Mb), 544a
megabits per second (Mbps), 544a
megabyte (MB or M), 544a
megahertz (MHz), 544a
megs (megabytes), 544a
members, 1019b (note)
- memento*, 612
memorandum, plural of, 178
Memos, 194c, 510, 1373-1374, 1410, 1413; *illus.*, 421-425, 451-452, 456-457, 543, 545
 quoting, 1533a
 templates, 1373; *illus.*, 421-422
 Men
 compound nouns including, 809a
 forms of address, 1321, 1801-1802
 salutations for, 1338d, 1339-1340
 signatures of, 1351
 titles of, 517, 1321-1323
Mendham, 612
merchandise (mdse.), 541
merely, 1072
Merriam-Webster, 1539b, 193, 215
Message
 in e-mail, 1382; *illus.*, 434-435, 438
 in letters, 1344-1345, 366; *illus.*, 366
Messiah, 349a
Messrs., 517a, 618, 1338d, 1339
metal (see *medal*, 206)
mete (see *meat*, 206)
meter (m), 537a, 541
Methodists, 349d
Metrication, 461b, 537-538, 620b
Metric Editorial Guide, 537
mettle (see *medal*, 206)
Mexican American (see *Ethnic* references, 324-325; see also 348b)
mice-mouse devices, 609
MICR, 544a
micros, 510
Microsoft Word (see also *Word* processing features)
 default font, 102d, 1305d
 default margins, 1304-1305; *chart*, 365
 endnote feature, 1502a (note), 1505; *illus.*, 481
 envelope feature, 1367b, 1368g-h; *illus.*, 412
 footer feature, 1406c, 1420a
 footnote feature, 1407j, 1502a (note), 1503-1504, *illus.*, 479-480
 header feature, 1366c, 1366g, 1374t, 1406b, 1410c
 letter templates, 1366c (note); *illus.*, 363-364
Microsoft Word (cont.)
 memo templates, 1373; *illus.*, 421-422
 numbered list feature, 1345d, 1424f, 1547c (note), 370, 543-544; *illus.*, 370, 464-465, 543-544, 546
 outline feature, 1425b (note), 1720, 1723; *illus.*, 575
 report templates, *illus.*, 443-445
 table feature, 1601-1608, 1610b, 1611a, 1616, 1622a, 1625a, 1631e (note), 509; *illus.*, 509-515
mid-, 844
middle-aged, 823a
midnight, 440h
mien (see *mean*, 206)
might-could (see *may*, 334)
might have, 336
.mil, 1508b
mile (mi), 535a, 541, 620a
miles per gallon (mpg), 541
miles per hour (mph), 535a, 541
millennium, plural of, 178
Military date line, 1313b
Military titles, 312a, 517d-e, 612, 808, 1808
Milky Way, 351
milli-, 537a
milligram (mg), 541
milliliter (mL), 537a, 541, 620b
-minded, 823c
mind your p's and q's, 285b
miner-minor, 206
minimum, plural of, 178
minority, 1019
minuscule, 612
Minus sign, 465e
minute (min.), 541, 612
Minutes, 1704
 formal style, 549; *illus.*, 549
 informal (memo) style, 547; *illus.*, 546
minutia, plural of, 177
miscellaneous (misc.), 541
mischievous, 612
misled, 612
Misplaced modifiers, 1086-1087
Miss, 315, 517b, 519c, 618, 1321, 1323c (note), 1339, 1352, 1801b, 1801h-i, 622-624, 628
missal-missile, 206
Missouri, 612
MLA Style Manual, The, 490
Mmes., 517a, 618, 1339

INDEX

- mobile*, 612
Moby-Dick, 290b-c
Mode (see *Mood*, 639)
modern, 522c, 612
Modifiers, 638-639
 dangling, 1082-1085, 638
 misplaced, 1086-1087
 squinting, 1087, 644
momentum, plural of, 178
monetary, 327
Money, 413-420
 amounts in tables, 1629;
 illus., 528, 530
 amounts of, as subjects, 1024
 approximate amounts, 413
 capitalization of spelled-out
 amounts, 420c
 cents, 418-419
 dollars, 413-420
 euro, 413b
 exact amounts, 413
 in figures, 413, 418
 in figures and words, 416-420
 foreign currencies, 413b
 fractional amounts, 417
 indefinite amounts, 414
 isolated references to, 413c
 large amounts of, 416-417
 in legal documents, 420
 in millions or higher, 416-417
 plural forms for, 605 (note)
 in ranges, 416c-d, 419
 in tables, 1629, 1631
 in words, 413c, 414, 420b-c
money market, 818a
money order (M.O., MO),
 541, 545
Monograph, 1525
Monster.com, 1709
month (*mo*), 541
monthly, 1069b
Months, 154-155, 342,
 436-437, 502d, 532
Mood, 639
moose, 1016
moot-mute, 206
MOP, 546
moral-morate, 206
more, 825b, 1006a, 1013a,
 1013c, 1053c, 1071b-c,
 1071f-h, 1071j, 335
more important-more
 importantly, 335
moreover, 134b, 138a, 142c,
 178, 312, 328
more than-over, 335
Mormons, 349d
morning-mourning, 206
Moscow, 612
most, 825b, 1006a, 1013a,
 1053c, 1071b-c,
 1071g-h, 335
mother, 318, 319a
motherly, 1069a
Mothers Against Dyslexia
 (DAM), 522a
Mother's Day, 650a
Mount, 1333c
Mount Desert, 612
mourning (see *morning*, 206)
mouse, plural of, 609
 -mouthed, 823c
Movements, 347
move on, 336
mpg, 507, 165
mpeg, 544a
Mr., Mrs., and Ms., 517b, 518b,
 519c, 618, 1321-1322,
 1338d, 1339, 1351,
 1352, 1801-1802,
 622-624, 628
MST, 534a
MT, 534c
much, 1009a
Multiplication sign (×),
 543a, 543c
Murphy's Law, 346c
.museum, 1508b
Musical works, titles of,
 244, 289a
Muslim dignitaries, forms of
 address, 1812
Muslim Information Center, 350d
must as a noun, 237a (note)
must have, 336
mustn'ts, 625c
mute (see *moot*, 206)
My Fair Lady, 290c
my-mine, 636, 1056a-c
myopic, 612
myself, 1060

NA, 541
NAACP, 520a
Nacogdoches, 612
NAFTA, 522a
naveté, 612
.name, 1508b
namely, 138-142, 178,
 181-183, 188
Names
 alphabetizing, 617-635
 of companies (see *Business*
 organizations, names of)
 in compound adjectives, 819
 imaginative, 305, 320b,
 333-335, 337b,
 344, 347c

Names (cont.)
 nicknames, 305, 311g, 515,
 621-622
 of organizations (see *Business*
 organizations, names of)
 personal (see *Personal names*)
 of places (see *Geographic*
 names)
 of products (see *Product*
 names)
 of ships, trains, airplanes, and
 spacecraft, 288
 of streets, buildings, parks,
 monuments, rivers,
 oceans, and
 mountains, 331
nano-, 537a
NASA, 1508b
NASCAR, 522a
NASDAQ, 522c
Natchitoches, 612
National Association for Down
 Syndrome, 628c
National Association of Security
 Dealers Automated
 Quotations, 522a, 522d
National Down Syndrome
 Society, 628c
Native American (see *Ethnic*
 references, 324-325;
 see also 348a)
naturally, 138b
naught (see *ought*, 206)
 class of, 412c (note)
N.B. (nota bene), 545
nearly, 413, 1072
Necessity, sentences
 expressing, 1038
need, 1044 (note)
needless to say, 138b
Negatives, 1074-1076
neighborly, 1069a
neither, 1009a, 1053a, 612
 (see also *either*)
neither . . . nor, 1003-1005,
 1028, 1049c,
 1076, 1081b
n'est-ce pas (isn't that so), 287
.net, 1508b
net amount due in 30 days (n/30),
 294, 541
Netherlands, 1021
Netiquette, e-mail, 1378-1380
Netscape, 1380b
net weight (nt. wt.), 541
network computer (NC), 544a
Neuter (see *Gender*, 639)
Nevada, 612
never, 1071f, 1076a

INDEX

- nevertheless*, 122c, 138a, 141, 178
- never-to-be-forgotten*, 815a
- Newark, 612
- Newfoundland, 612
- New Orleans, 612
- news, 1014
- Newsgroups, 1535
- Newsletters, 1525
- Newspaper titles, 289a, 289g, 360–361, 1326c, 1522
- News releases, 1707, 513; *illus.*, 552
- New Year's Eve*, 650a
- New York Times, The*, 289g
- next, 138a
- next-generation*, 816a
- NFL, 508
- nicer-looking*, 822b
- niche, 613
- nickel-and-dime*, 812c
- Nicknames (see Names)
- NIH (*not invented here*), 546
- nihilism, 613
- NMI, 516e, 541
- 9/11, 294
- no, 101b, 119–120, 138b, 139–142, 227, 233, 256a, 273d, 625a, 1076
- No (number), 359, 401b, 455, 541, 619, 1316c
- No!, 119a, 301b
- nobody-no body*, 1010, 1053a, 206, 335
- no doubt*, 122, 139c, 142c
- not pros.*, 545
- no man's land*, 652
- no matter what (why, how)*, 132
- Nominative case, 1054, 636
- Nonbreaking space, 919
- none, 1006a, 1013a–b, 1053, 1076a–b
- none-no one*, 1010, 1013a–b, 1076a–b, 206
- none of which*, 132
- none of whom*, 132
- Nonessential (nonrestrictive) elements, 639
- clauses, 122, 131–132, 1062c, 637
- commas with, 122, 127d, 131–132, 137–153
- dashes with, 201–202, 206
- independent comments, 122c, 138–142
- parentheses to set off, 219
- phrases, 122, 136b, 137, 201–202, 218–219, 642 (see a Phrases)
- Nonessential (nonrestrictive) (*cont.*)
- quotations as, 261a–b
- transitional expressions (see Transitional expressions)
- no-no*, plural of, 612b
- no-nonsense*, 815a
- non sequitur (non. seq.)*, 545
- noon*, 440h
- no one*, 1010, 1013b, 1076a–b, 1053a, 206
- nor* (see also *neither . . . nor*)
- capitalization of, 360
- as coordinating conjunction, 126, 314
- joining independent clauses, 123a, 1088
- negatives with, 1075–1076
- pronouns referring to nouns joined by, 1049c
- punctuation with, 123a, 125e, 126–129, 133, 162, 166–168, 176–177, 290f
- north* (see Compass points)
- North America (N.A.)*, 528a
- not*, punctuation with, 147 (see also Negatives, 1074–1076)
- notary public*, plural of, 612c
- note*, 199d, 359, 621
- Notes, 1501–1544
- academic style, 1513b
- articles
- in magazines, 1523a, *illus.*, 495
- in newspapers, 1522
- in professional journals, 1523b
- in reference works, 1521
- astenski with, 292, 1502f, 1636c
- authors cited in, 1537
- books, 1513–1520
- bulletins, etc., 1525
- business style, 1513a
- CD-ROMs, 1524
- conversations, 1528–1529
- elements of, 1536–1542
- e-mail, 1533b
- endnotes, 1501–1502, 1505–1506; *illus.*, 476, 481–482
- default format for, 1505; *illus.*, 481
- figures with, 1502, 1536
- footnote feature of word processing program, 1502a (note), 1503–1504, *illus.* 479
- Notes (*cont.*)
- footnotes, 1501–1504, 1513, 1508–1544, 1605b, 1606f, 1634–1636, 1638c; *illus.*, 476, 479–480, 491, 512–513, 532
- functions of, 1501
- internet documents and postings, 1534–1535, *illus.*, 499
- interviews, 1528–1529
- letters, 1533a
- memos, 1533a
- of films, 1508–1544
- monographs, 1525
- numbering of, 1502, 1536
- online sources, 1508–1512, 1525–1526
- page numbers in, 1542
- pamphlets, 1525
- papers read at meeting, 1531
- placement of, 1501–1507
- plagiarism, 1512
- publication date in, 1541
- publication place in, 1540
- publisher in, 1539
- reports, 1532
- secondary sources, 1527, *illus.*, 497
- selections in book, 1519–1520
- speeches, 1530
- subsequent references, 1543–1544
- symbols with, 292, 1502f–g, 1621c, 1636c
- in tables, 1604–1605, 1606f, 1634–1636; *illus.*, 512–513, 515, 524, 532, 549
- textnotes, 1501–1503, 1507; *illus.*, 476, 483
- text references to, 1501e, 1502; *illus.*, 476, 440–443, 448
- title of work in, 1538
- unpublished works, 1526
- not even*, 1007
- nothing*, 1010, 1053a, 1076a–b (see also Negatives)
- not one*, 1013b
- not only . . . but also*, 127b, 1003–1005, 1081b
- notoriety* (see *celebrity*, 319)
- not so . . . as*, 132 (see also *as . . . as*)
- Noun clause, 637
- Noun phrase, 641

INDEX

Nouns, 640

- abstract, 640
- collective, **1019**, 640
- common, **306**, **307-310**, **356**, 640
- compound (see Compound nouns)
- in compound adjectives (see Compound adjectives)
- with numbers or letters, **359**
- plurals, **601-626**
- possessives, **627-652**
- predicate (see Complement, **1029**, 638)
- proper, 640
 - capitalization with, **303-306**
 - capitalization within parentheses, **224b**, **225b**
 - in compound adjectives, **819**
 - hyphenation of, **348b** (see also Ethnic references, **324-325**)
 - plural forms, **615-617**
 - with prefixes, **838**
 - singular or plural as subjects, **1014-1022**

nouveau riche, plural of, 180

nuclear, 613

nucleus, plural of, 177

Number (in grammar), 640

number-amount (see *amount*, 314)

the number-a number, **1023**

Numbered list feature (see Word processing features)

Numbers, 401-470, 121

- in abbreviated form, **460**, **470**
- with abbreviations, **401b**, **453**, **470**
- in addresses, **1327-1332**, **1334c**
- adjacent, **458-457**
- in ages and anniversaries, **401b**, **401d**, **433-435**
- and in, **411**, **420**, **428a**, **465a**
- approximate, **401a**, **404**
- basic rules, **401-406**, 588-590
- at beginning of sentence, **401d**, **421-422**, **428a**, **446**
- capitalization of nouns preceding, **359**
- colon in, **192-193**, **299**, **440g**, **450**
- commas in, **123d**, **458**, **461-463**
- in compound adjectives, **430**, **437**, **817**, **832**
- in dates (see Dates)
- decimals, **105**, **428c**, **443-446**, **461-462**

Numbers (cont.)

- division at end of line, **915**, **919**
- for emphasis, **401**, 121, 588-590
- en dash, **217a**, **459-460**
- essay on, 588-590
- expressed in figures, **461-464**, **624a**, 588-590
- expressed in words, **465-467**, **624b**, 588-590
- figure style, **401-403**
- filing rules for, 624, 630-633
- foreign currencies, **413b**
- for formality, **404**, 121, 123
- fractions (see Fractions)
- from-here-to-there sequence, **459c**
- in highway designations, **401b**
- house or building, **462**, **1329**
- hyphen in, **404**, **424**, **427-428**, **459-460**, **463**, **465**
- indefinite, **401c**, **414**, **423**
- in measurements (see Measurements)
- metric quantities, **461b**
- millions or higher, **403**, **406**, **413**, **416**, **470**
- mixed, **428** (see also Fractions)
- in money (see Money)
- more than* with, 335
- negative, **1631e**
- No.* or *#* with, **359**, **401b**, **455**, **543a**, **543d-e**
- nouns preceding, **359**
- ordinal, **424-426**, 640
 - in birthday and anniversary references, **436**
 - in century references, **438**
 - in dates, **407**, **411**, **425**
 - in figures, **425-426**, **1329b**
 - in organizational names, **402** (note)
 - periods after, **109c**, **425b**
 - in personal names, **426**
 - superscripts for, **425b**
 - in words, **424**, **427d**, **435**, **465**, **467**
- over* with (see *more than*, 335)
- page (see Page numbering)
- parenthetical, **125** (note)
- patent, **463**
- percentages, **401b**, **447-449**, **453**, **337**
- periods after, **106**
- in place names, **465c**
- plural forms, **464**, **467**, **624**
- with *plus*, **416b**, **817b**

Numbers (cont.)

- in product names, **402** (note)
 - proofreading and editing, **1201c**, **1202c-d**
 - ratios and proportions, **193**, **299e**, **401b**, **450**
 - referred to as numbers, **401b**, **452**
 - related, **402**, **403b**, **405**, **416c**, **418b**, **421**
 - roman (see Roman numerals)
 - round, **404**, **406**
 - scores, **401b**, **451**
 - in sequence, **458-460**
 - serial, **463**
 - social security, **463**
 - in statistical material, **401b**
 - in street addresses, **1317b** (note), **1329**
 - with symbols, **401b**, **453**, **632-633**
 - in tables, **1627-1631**; *illus.*, 527-532, 434-435
 - telephone, **454**, **462**, **1310-1312**
 - thousands, **404**, **414**, **466**, **470**
 - for time periods, **459-460** (see also Time)
 - voting results, **451**
 - word style, **404-406**, **465-467**
 - zero*, **465d**
 - nurse*, **810**, **1051**
 - NYSE*, **520a**
- o**
- as prefix, **311c**
 - vs. *oh*, 121
 - words ending in, **606-607**, **614**, 178
- ó** (see Circumflex, 718c)
- oasis*, plural of, 179
- Object, 640 (see also Complement, **1029**, 638)
- Objective, listing in résumés, **1713b-c**
- Objective case, **1054**, 637
- objet d'art*, **287**
- obviously*, **122c**, **124b**, **138b**, **139a**, 328
- Occupational titles, **312c**
- occur-occurring*, **702**
- o'clock*, **440e**, **441-442**, **505c**
- OCR*, **508**, **544a**
- octopus*, plural of, 177
- oculist-ophthalmologist-optician-optometrist*, 206
- odd*, **401a**, **817b**

INDEX

- odde t sounding* **822b**
odds **1015**
of **360, 1324c**
 confused with *have* 336
 introducing phrases, **627, 637b, 645, 648, 1010**
 needed in some phrases, **1079**
 superfluous in some phrases, **1078**
of a (see *a of* 312)
of course, **101b, 122c, 124b, 138b, 139c, 140**
off **360a, 361c, 1070, 336**
 compound nouns ending in, **803f**
 as prefix, **845**
off-from (see *from* 327)
off-the-record, **815a**
often, 613
oh ohs, the, **412c (note)**
OJT **541**
okay OK, **548**
Oklahoma!, **290c**
old fashioned, **814, 823a**
Old Testament (see *Hebrew Bible*)
Olympic-size, **823d**
 Omitted words
 commas indicating, **123e, 172**
 ellipsis marks indicating, **275-281**
 after possessives **644, 1071i**
 suspending hyphen indicating, **832, 833d-e**
on **360a, 361d, 1070**
 compound nouns ending in, **803e**
 vs *onto-on to* 336
 vs *upon-up on*, 336
 words ending in, 178
on account of (see *due to* 322)
on behalf of see *in behalf of*, 329)
on e removed **319d**
one **1009a, 1053a**
one another each other (see *each other* 322)
one half **427c**
one ha f of **1006a (note), 1025a, 1025c**
1 0 degree turn **429c**
o e is, **1029a**
one of , **1008**
one of a number of things, **1010 (note)**
one or m re **1013c**
ne upmansh p **809c**
one wo 206
 On line sources for notes **1508-1512, 1513c, 1522-1523, 1525-1526**
only, **1069b, 1072, 1074b, 336**
on off switch, **295a**
on one hand, **138a**
on the contrary, **138a, 178**
on-the-job training (OJT), **541**
on the other hand, **122c, 138a, 329**
on the whole, **137b, 138a**
op cit., **287, 545, 1544d**
open-collar, **814**
ophthalmologist (see *oculist*, 206)
opposite, 336
optical disc, 321
optician (see *oculist*, 206)
optimum, plural of, 178
optional (opt.), **541**
optometrist (see *oculist* 206)
opus, plural of, 177
or (see also *Conjunctions*)
 with alternatives and appositives, **151**
 capitalization of, **303 (note), 360**
 joining clauses in compound sentence, **123a, 126**
 joining independent clauses, **1088**
 with negative verb, **1076a**
 pronouns referring to nouns joined by, **1049c**
 punctuation with, **123a-b, 125e-f, 126-129, 133, 142b, 151, 162, 166-167, 176-177, 290f, 314**
 in series, **123b, 162a, 166**
 subjects joined by, **1003-1005**
 as suffix, **707c**
orderly, **1069a**
 Ordinal number (see *Numbers, ordinal*)
ordinarily, **138a**
Oregon 613
org **1508b**
 Organizations (see *Business organizations, names of*)
original name 334
original source **1527; illus**, 497
 Orphan protection feature of word processing program, **1344i, 1407e**
OS **544a**
OSHA **522a**
other, **1071h**
others, **1012, 1053a**
otherwise **138a, 178, 345**
ough pronunciation of 613
ought-aught-naught, 206
ought to have, 336
ounce, ounces (oz), **535a, 620a**
our, **308, 636, 1052d, 1056a-c**
Our Father **350a**
ourselves, **1060**
 -ous, **707c**
out, **360a, 361c, 1070**
 out, compound nouns ending in, **803d**
outfit-outfitted-outfitting, **704**
 Outline feature of word processing program, **1425b (note), 1720, 1723; illus**, 575
 Outlines, **1718-1723; illus**, 575
 capitalization in, **301e, 1721d**
 indentions in, **1721e**
 parentheses in, **223**
 periods in, **106-107, 223, 1721c**
 of report headings, **1425b**
 Outlook Express, **1378**
over, compound nouns ending in, **803e**
overdo-overdue, 207
over-more than (see *more*, 335)
owner/manager, **295b**
ox, plural of, **610**

PA, **546**
PAC, **546**
package (pkg), **541**
 Page-ending considerations in footnotes, **1504d**
 in letters, **1344i, 1366g-k**
 in reports, **1407**
 in tables, **1638, illus**, 534-535
 Page numbering in footnotes, **621a**
 in letters, **462, 1366c**
 in reports **1420, 1427**
 Page numbering feature of word processing program, **1405b, 1406, 1409g, 1420, 1427** (see also *Header feature*)
paid (pd) **541**
pain , **821d**
pain-pane 207
pair, 207
pair of, **1015 (note)**
palate pallet palette, 207
 Pamphlets, **1525**
pants **1015 (note)**
paparazzo plural of, 178
paper thin **820a**
paradigm paradigmatic, 613
 Paragraph symbol (§), **543a, 543e, 621b**

INDEX

Paragraphs

- indenting first line of, **1302b, 1344f, 1424c, 1425c(3), 1433e**;
- illus.*, 368
- omission of, **280**
- quoting, **265**
- Parallel structure
 - of report headings, **1425b(3), 1719**
 - in sentences, **1081**
- parameter*, 336
- parameter-perimeter*, 207
- Paraphrase (see *Plagiarism*, **1512**)
- pare* (see *pair*, 207)
- parenthesis*, plural of, 179
- Parentheses, **218–226**
 - with area codes, **454c**
 - brackets within, **296**
 - capitalization with, **224b, 225b, 226b, 302a**
 - dashes in place of, **202, 206**
 - with dates, **221**
 - with directions, **220**
 - with enumerated items, **222–223**
 - exclamation point in, **119c, 224d, 225d, 226c**
 - with explanatory material, **218–219**
 - around figures, **420a**
 - independent clauses in, **218–219, 224–226**
 - italicizing, **290f**
 - with items as separate sentences, **226**
 - with items at end of sentence, **225**
 - with nonessential expressions, **182d, 183, 218–219, 224–226**
 - in outlines, **223, 1722a**
 - parentheses within, alternative to, **296**
 - in place of commas, **148, 160, 183, 184 (note), 219**
 - in place of dashes, **219, 60**
 - plural endings in, **626**
 - punctuation with, **224–226**
 - question mark in, **118, 224d, 225a, 225d, 226c**
 - quotation marks with, **251, 261b**
 - with references, **220**
 - sentences in, **226**
 - within sentences, **224–225**
 - to set off a series, **184 (note)**
 - spacing with, **299h–i**
 - with state names, **219a**

Parentheses (cont.)

- in telephone numbers, **454c**
- with transitional expressions, **138, 183**
- Parenthetical (nonessential) elements, 640
- Parliament*, 613
- Participial phrases, **124, 135–137, 1082a, 641**
- Participles, 640
 - in compound adjectives, **821–822, 824, 826**
 - dangling, **1082a, 640**
 - past, **1030, 1033, 1036, 640**
 - perfect, 640
 - present, **1030, 1034, 640**
- part of*, **1006a (note), 1025a–b**
- Parts of speech, 641
- part-time*, **816a**
- party* (see *individual*, 330)
- pas de deux*, plural of, 180
- passerby*, plural of, **611**
- Passive voice, **1036–1037, 645**
- Past tense, **1030, 1032**
- pastoral*, 613
- patent*, 613
- patience-patients*, 207
- patronize*, 613
- payoff*, **801b**
- PBS Online*, **1508b**
- PC*, **541, 544a, 622a**
- PCI*, **544a**
- PDA*, **544a**
- PDT*, **534b**
- P/E*, **541**
- P&H*, **541**
- Peabody*, 613
- peace-piece*, 207
- peak*, **149 (note)**
- peak-peek-pique-piqué*, 207
- peal-peel*, 207
- pear* (see *pair*, 207)
- Pearson Education Company*, **1539b**
- pecan*, 613
- pedagogue, pedagogy*, 613
- pedal-peddle*, 207
- peek*, **149 (note)** (see also *peak*, 207)
- peel* (see *peal*, 207)
- peer-pier*, 207
- pending*, **1082a (note)**
- penny-wise*, 345
- people* (see *individual*, 330)
- per-a*, 337
- per annum* (*p. a.*, *PA.*), **545**
- per capita*, **287**
- percentage of*, **1006a (note), 1025a–b**

Percentages, 401b, 447–449,

- 453, 1630** (see also *fewer*, 326)
- percent-percentage*, 337
- Percent symbol (%), **447a (note), 449, 543a, 543d, 1621c, 1630**
- per diem*, **287**
- perfect*, **1071f**
- perhaps*, **138b, 139c, 142c**
- perimeter* (see *parameter*, 207)
- period ended-period ending*, 337
- Periods, **101–109**
 - in abbreviations, **506–513, 515–518**
 - with brackets, **296**
 - before coordinating conjunctions, **126b** (see also *and*)
 - with dashes, **213, 214a, 215a**
 - with decimals, **105, 299**
 - in displayed lists, **106–107**
 - don'ts concerning, **109**
 - as ellipsis marks (. . .), **275–281, 291, 299o**
 - with elliptical expressions, **101b**
 - at end of commands, **101, 103**
 - at end of definitions, **1431 (note)**
 - at end of indirect questions, **104**
 - at end of requests, **103**
 - at end of statements, **101, 110b**
 - with headings, **108**
 - after independent clause, **134b**
 - in lists, **106–107**
 - in outlines, **106–107, 223, 1721c**
 - with parentheses, **224c, 225a, 225c, 226c**
 - in place of semicolons, **142a, 176, 178, 181a**
 - with quotation marks, **247, 252, 253a, 257–259**
 - spacing with, **102, 106, 108c, 299a, 1433e**
- perks*, **236c, 510**
- permit*, 613
- perpetrate-perpetuate*, 207
- perquisite-prerequisite*, 207
- per se*, **287**
- persecute-prosecute*, 207
- Person (in grammar), 641
- person* (see *individual*; *Sexism in language*)
- Personal-business letters, **1312, 1355a**; *illus.*, 368

INDEX

- Personal letters, **1316**,
1318a, **1355a**
personally, **138b**
- Personal names, **1320–1324**
abbreviations, **122f**, **502b**,
515–518, **519c–e**,
519g–h, **615d**,
618, **1320b**
capitalization of, **305**, **311**
commas with, **122f**,
156–158, **1323**
dates with, **221**
in direct address, **145**
division at end of line,
919, **920d–h**
family titles with, **318–319**
filing rules for, **619–624**,
626–628
in inverted order, **158**, **1547**;
illus., **506**
initials, **516**, **1320b**
nicknames, **305**, **311g**, **515**,
621–622
numerals after, **122f**, **156**, **426**,
518d, **615d**, **1323a**
plurals, **615**
possessives, **629–633**, **639**
with prefixes, **516c**
religious orders with, **157**,
519, **1323d**
spelling, **311**, **515–516**
titles with, **312–317**
- Personal notation, **1314**,
1368m, **1372d**
personal–personnel, **207**
- Personal titles (see *Titles, personal*)
- perspective–prospective*, **207**
perspiration, **613**
- PERT**, **541**
- Peter Principle*, **346c**
- phase* (see *faze*, **204**)
- phenomenon*, plural of, **178**
- Philippines*, **348a**, **1021**
- Phoenix*, **613**
- photo op*, **510**
- Phrases, **641–642**
absolute, **1082e**
adjective, **813**, **641**
adverbial, **641**
compound adjectives and,
813–817, **824**, **826**, **831**
dangling constructions,
1082–1085
essential (restrictive), **122**,
137, **139–141**,
149–150, **642**
gerund, **135a**, **1082c**, **641**
infinitive, **135b**, **136–137**,
1082b, **641**
- Phrases (*cont.*)
as interruptions, **122a**, **127d**,
130d, **131c**, **136b**, **137c**,
144–147, **201–202**,
209, **211a**
intervening between subjects
and verbs, **1006–1007**
introductory, **124**, **127d**, **130**,
135–136, **139**, **142**
in lists, **107**
nonessential (restrictive), **122**,
136b, **137**, **201–202**,
218–219, **642**
noun, **641**
participial, **124**, **135–137**,
1082a, **641**
prepositional, **124**, **125d**,
135–137, **1082c**,
1084, **642**
prepositional–gerund,
1082c, **642**
as subjects, **135a–b**, **1026**
verb, **642**
- physical–fiscal–psychical*, **207**
pianist, **613**
picture, **613**
piece (see *peace*, **207**)
Pierre, **613**
PIN, **508**, **522a**, **522e**
pint-size, *-sized*, **823d**
pique, **149** (*note*) (see also
peak, **207**)
piqué (see *peak*, **207**)
pitch-dark, **820a**
pixel, **522c**
P/L, *P&L*, **541**
- Place names (see *Geographic names*)
- Plagiarism, **1512**
- plain–plane*, **207**
- Plane schedule, **440h** (*note*)
- Planet (see *Celestial bodies*, **351**)
- plateau*, plural of, **179**
- play-off*, **801b**
- Plays, titles of, **289a**
- PLC**, **541**
- Please Forward* notation, **1368m**
- pliers*, **1015** (*note*)
- plurality* (see *majority*, **334**)
- Plurals, **601–626**
abbreviations, **503**, **619–623**
apostrophe used to form, **298e**
avoiding use of, **605** (*note*),
617c
basic rule, **601**
capitalization, **309**
compound nouns, **611–613**
endings in parentheses, **626**
foreign, **614**, **1018**
- Plurals (*cont.*)
geographic names, **617a–b**
irregular, **609–610**
letters of alphabet, **621–623**
measurements, **620**
nouns
ending in *a*, **614**
ending in *eu* or *eau*, **614**
ending in *f*, *fe*, or *ff*, **608**
ending in *o*, **606–607**, **614**
ending in *on*, **614**
ending in *s*, *x*, *ch*, *sh*, or *z*,
602–603
ending in *um*, **614**
ending in *us*, **614**
ending in *x*, **614**
ending in *y*, **604–605**
numbers, **464**, **467**, **624**
other parts of speech, **625**
in parentheses, **626**
personal names, **615–616**
personal titles, **618**
pronouns, **1049b**, **1053**
proper names, **615–617**
altering original spelling to
form, **617b**
ending in apostrophe
plus *s*, **617d**
first names, **616**
with italicized or underlined
names, **617e**
surnames, **615**
symbols, **621b**
plus, **146**, **401a**, **416b**, **817b**,
1007, **337**
- Plus sign (+) with telephone
numbers, **454f**, **369**;
illus., **369**
- p.m.*, **440–442**, **502b**, **505c**,
507, **533**
- PO*, plural of, **622**
- pocket-sized*, *-size*, **823d**
- POD**, **541**, **544a**
- podium*, plural of, **178**
- Poetry
capitalization in, **301f**
quoting, **267–268**
titles, **242**, **289a**
- poignant*, **613**
- poinsettia*, **614**
- Point*, **1333c** (see also **541**)
- Polaris*, **351**
- pole–poll*, **207**
- police department*, **327**
- Polish American* (see *Ethnic references*, **324–325**)
- Political parties, **320a**, **347d**
- politics*, **1017**
- poor–pore–pour*, **207**

- POP, 541**
Port, **541, 1333c**
portion of, **1025a**
 Portrait printing, **1641a**
 Positive degree, **1071, 638**
 Possessive case, **1049, 1054, 637**
 Possessives, **627–652, 1084**
 abbreviations, **638–639**
 commas with, **156, 159**
 company names, **639–640**
 in comparisons, **10711**
 compound nouns, **634–635**
 description vs. possession, **627–629**
 explanatory words, **641**
 filing rule for, **625**
 in holidays, **650**
 idiomatic, **648**
 inanimate, **645–646**
 initials, **638**
 joint possession, **643**
 measurements, **646**
 miscellaneous expressions, **652**
 modifying other
 possessives, **649**
 nouns in apposition, **641**
 in of phrases, **627, 637b, 645, 648**
 organizational names, **639–640**
 personal names, **629–633, 639**
 in place names, **651**
 plural nouns, **632–633**
 preceding verbal nouns, **647**
 product names, **640**
 pronouns, **636–637, 1056, 1063**
 with *sake*, **631b, 646**
 separate possession, **642**
 singular nouns, **630–631**
 standing alone, **644**
 time periods, **646**
 titles of literary works, **640d**
 with *worth*, **646**
posthumous, **614**
Post office in mailing addresses, **1310c, 1310c (note)**
 Postscript (PS.), **541, 194b, 1365, 366; illus., 368**
potassium (K), **539**
potpourri, **614**
Poughkeepsie, **614**
pound, **535a, 541, 620a (note)**
pour (see *poor*, **207**)
power-hungry, **820a**
power of attorney, **316**
PP (parcel post), **541**
pp. in page references, **1529**
ppm (pages per minute), **544a**
PPP, **544a**
- PR, 546**
praise (see *kudos*, **331**)
pray-prey, **207**
precede, **716a**
precedent, **614**
precede-proceed, **207**
precedence-precedents, **207**
 Predicate, **642**
 complement, **1029, 638**
 complete, **642**
 compound, **127, 642**
 nominative, **1029, 638**
 simple, **642**
 Predicate adjective, **638**
 Predicate complement, **1029, 638**
 Predicate noun, **638**
 Predicate pronoun, **638**
prefab, **510**
preface, **242**
prefer-preferred-preferable, **702 (note)**
preferable, **614**
 Prefixes, **319c, 833–839, 841–845, 620–621, 627**
 computer terms beginning with *e*, **847g**
 division at end of line, **909, 911–912**
 personal names with, **516c**
premed, **510**
premier-premiere, **207**
premises, **1015**
prep, **510**
 Prepositional-gerund phrase, **1082c, 642**
 Prepositional phrase, **124, 125d, 135–137, 1082c, 1084, 642**
preposition-proposition, **207**
 Prepositions, **1077–1080, 642**
 adverbs vs., **361c–d, 1070**
 capitalization, **303, 360–361, 1324c, 1326c, 1349b**
 ending in *ing*, **1082a (note)**
 at end of sentences, **1080**
 necessary, **1079**
 with pronouns, **1055b**
 required with certain words, **list, 1077**
 superfluous, **1078**
 troublesome, **303**
prerogative, **614**
prescribe-proscribe, **207**
presence-presents, **208**
 Present perfect tense, **645**
 Present tense, **644**
 President (U.S.), **312b, 313b, 314, 800b, 1806a (see also Titles)**
- Presidents' Day*, **650a**
 Press releases (see *News releases*)
presumably, **138b**
preteens, the, **439b**
preventive, **614**
preventive-preventative, **337**
pray (see *pray*, **207**)
price-conscious, **820a**
price-cutting, **805b**
price/earnings (P/E) ratio, **541**
prima facie, **287**
primer, **614**
Prince of Peace, **349c**
 Principal parts of verbs, **1030–1035, 643**
principle-principal, **208, 338**
 Printing features of word
 processing program, **1641a (note) (see also Landscape printing; Portrait printing)**
printout, plural of, **611**
 Privacy, **1378, 1379b, 1382k–l, 1384d, 1388a–b, 1388d–e**
prix fixe, **287**
pro, **1508b**
probably, **614**
problem solving, **805a**
proceed (see *precede*, **207**)
proceed-procedure, **716b**
proceeds, **1015**
 Product names, **356, 363 (note), 640, 1022**
 Professionals, **312a, 519g, 1804**
Professor, **1350b**
profit-profited-profiting, **704**
profit-prophet, **208**
pro forma, **287, 290b–c**
prognosis, plural of, **179**
program-programmed-programming, **704**
 Programming languages, **365a**
 Programs, movements,
 concepts, **347**
 Progressive tense, **645**
promo, **510**
 Pronouns, **1049–1064, 643**
 agreement with antecedents, **1049–1053**
 avoiding sexism, **1051–1053**
 case, **1054–1056, 636–637**
 compound, **1010–1011, 1054, 1060**
 compound personal, **643**
 demonstrative, **643**
 formation of, **1054; illus., 287**
 generic, **1050–1053**

Quotation marks (*cont.*)

- for quotations within quotations, 245–248, 265b
 - slanted, 432 (note), 543b, 64
 - smart, 64
 - spacing with, 299j–m
 - for special emphasis, 235–241
 - straight, 432 (note), 543a–b, 64
 - styles of, 64
 - as symbol for feet and inches, 298c, 432 (note), 543a–b, 543d
 - with titles of literary and artistic works, 242–244
 - for translated foreign expressions, 241, 287
 - with words and phrases, 231
 - with *yes* and *no*, 233
- Quotations, 643 (see also Plagiarism, 1512)
- abbreviations in, 253a, 257–258
 - at beginning of sentence, 253–255
 - at bottom of page, 1407g
 - brackets within, 282–284, 296
 - capitalization in, 199b, 263, 272–273, 277–278, 301c
 - citing reports, 1532
 - colloquial expressions, 236c
 - copied letters, 266
 - definitions, 238
 - dialogue and conversations, 269–270, 1528–1529
 - direct, 227–234, 643
 - displayed extracts, 212, 265a, 268, 271, 1345a, 1407g, 1424d, 349; *illus.*, 369, 446, 448, 463
 - in e-mail messages, 1533b
 - at end of sentence, 256–258
 - identifying sources of, 212
 - imagined dialogue, 230
 - indicating omissions in, 275–281
 - indirect, 228, 643
 - insertions in, 282–284
 - interior thoughts, 230
 - Internet document or posting, 1534–1535; *illus.*, 499
 - with interrupting expressions, 262–263
 - in letters, 1345a
 - of letters, 266, 1533a
 - long, 264–266, 266c, 280
 - in memos, 1533a

Quotations (*cont.*)

- omissions in, 275–281
 - paper read at meeting, 1531
 - paragraphs in, 265
 - poetry, 267–268
 - punctuation with, 247–265
 - within quotations, 245–246
 - in reports, 1424d
 - within sentences, 259–261
 - slang expressions, 235b
 - speech, 1530
 - standing alone, 252
 - style in, 271
 - well-known sayings, 234
 - words in series, 232
- quoted by, 1527, *illus.*, 497
- Qur'an (Koran)*, 350a, 350d
- q.v., 545
- rabbit's foot*, 612d, 652
- Races, capitalization of, 348
(see also Ethnic references, 324–325)
- rack-wrack, 338
- radar, 522c
- Radio interview, quoting, 1529
- Radio stations, 523
- radius, plural of, 177
- rain-rein-reign, 208
- raise-raze-rays, 208
- raise-nse, 338
- raison d'être, 287
- RAM, 508, 544
- rap-wrap, 208
- rapt-wrapped, 208
- rather, 138a (see also *kund of*, 331)
- rather than, 147, 1007
- Ratios, 193, 299, 450
- rays-raze (see raise, 208)
- R&D, 546
- Re, 1343d, 1386a
- re., 545, 833, 835, 837, 1343d, 614
- Reading-reading, pronunciation of, 614
- read-read-red, 208
- read/write files, 295a
- real estate, 814, 818a
- real-really, 338
- real-real, 208
- Reactor, 356a, 614
- reason is because, 338
- rebut-refute, 208
- recede, 716a
- received (*recd.*), 541
- recently, 124b
- recognize, 614
- recur, 614
- red (see read, 208)

red-hot, 827d

- Redundancies to avoid with abbreviations, 501c, 522f, 544b
- reed (see read, 208)
- reel (see real, 208)
- refer (see allude, 314)
- refer-referred-reference, 702 (note)
- Reference initials, 194b, 1355, 1372c, 1374a, 366; *illus.*, 366
- Reference notations, 194b, 1315, 1343f, 1357, 1372c, 368; *illus.*, 368
- References
- parentheses to set off, 220
 - source (see Notes)
- referendum, plural of, 178
- Reform Judaism, 349d
- refute (see rebut, 208)
- regarding, 1082a (note)
- registered symbol (®), 541, 543
- regrettably, 138b
- rein-reign (see rain, 208)
- relapse (see lapse, 205)
- Religious days, 342
- Religious dignitaries, forms of address, 1809–1812
- Religious orders, 157, 519a, 1323d
- Religious references, 342, 349–350
- Religious titles, 312a, 517e, 1323c–d
- reluctant-reticent, 338
- remain (as a verb of the senses), 1067
- remember as introductory word, 199d
- rendezvous, 287, 614
- repertoire, 287
- Reply, 1386a
- Reply to all, 1386a (note)
- Reports, 1401–1431, *illus.*, 443, 445, 450–451, 454–460, 462–465, 467–471
- academic, 1401d, 1405c, 1411, 1412; *illus.*, 453–454
 - appendixes, 1402c, 1429; *illus.*, 470
 - audience for, 1401d
 - back matter, 1402c, 1406b, 1428–1431
 - bibliography, 1402c, 1403b, 1545–1549; *illus.*, 465
 - body, 1402b, 1406b, 1421–1424

INDEX

Reports (cont.)

- bound, **1404b**
- bulleted items in, **1424g**;
illus., 465
- chapter-opening pages, **1423**;
illus., 462
- conclusion, **1402b**
- date of, **1409e**
- drafts, **1424b**
- e-mailing, **1413c**
- endnotes (see Endnotes)
- enhancing appearance and
readability of, **1401c**
- enumerated items in, **1424f**;
illus., 464-465
- footnotes (see Footnotes)
- foreword, **1402a**, **1418**
- formal
 - creating templates
for, **1401b**
 - parts of, **1402**
- format, guidelines for
establishing, **1401**,
illus., 443-445
- front matter, **1402a**, **1406c**,
1412-1420
- glossary, **1402c**, **1431**;
illus., 471
- headings, **108**, **1402b**,
1407f, **1425-1426**;
illus., 467-468
- indentions in, **1424**
- informal, **1401**
 - academic, **1411**; *illus.*, 453
 - business, **1409-1410**;
illus., 445, 450-453
 - creating templates
for, **1401b**
 - parts of, **1403**
- introduction, **1402b**, **1421**
- letter or memo of transmittal,
1402a, **1413**; *illus.*, 456
- list of tables or illustrations,
1402a, **1416-1417**;
illus., 460
- lists in, **1424e-g**; *illus.*,
464-465
- long, shortening, **1408**
- main discussion, **1402b**
- margins, **1404-1406**, **1411a**,
1412c, **1428**; *illus.*, 445,
450, 453
- memo format for, **1410**
- numbering pages in,
1420, **1427**
- objectives for creating, **1401d**
- page-ending
 - considerations, **1407**
- paragraphs in, **1424c**

Reports (cont.)

- part-title pages, **1402b**, **1422**,
1427e; *illus.*, 462
- preface, **1402a**, **1418**
- quotations in, **1424d**; *illus.*, 463
- shortening, **1408**
- spacing in, **1401c**, **1408**,
1409b, **1409f**, **1411c**,
1424, **1426**
- summary, **1402a**, **1419**
- table of contents, **1402a**,
1414-1415; *illus.*,
458-459
- tables in, **1407h-i**, **1424h**
(see also Tables)
- tables turned in, **1414b**
- templates, **1401**; *illus.*, 443-444
- textnotes, **1501**, **1507**;
illus., 476, 483
- title page, **1402a**, **1412**,
1420c; *illus.*, 454-455
- unbound, **1404a**
- reprise-reprisal*, 209, 614
- Republican and Democratic
Parties*, **309a** (note)
- reputable*, 614
- Requests, **103**, **113**, **124a**,
601-604
- Resolution, sentences
 - expressing, **1038**
- Respectfully yours*, **1346d** (note)
- respectively*, **138a**
- respite*, 614
- rest*, 343
- rest of*, **1025a**
- Résumés, **1708-1713**
 - chronological style, **1709**;
illus., 556-559
 - functional style, **1709**;
illus., 560-561
 - one-page, **1709**, 563; *illus.*, 562
 - planning, **1708**
 - for recent graduates, **1709**,
563; *illus.*, 562
 - scannable, **1710-1713**;
illus., 566-567
- Resurrection*, **349e**
- retag-retagged*, **702**
- reticent* (see *reluctant*, 338)
- retroactive to*, 339
- Return address, **1312**, **1313f**,
368; *illus.*, 368
- Reverend, the*, **517e** (note),
519c, **1323c-d**,
1809-1810
- revised edition* (*rev. ed.*),
1514 (note)
- revolutions per minute* (*rpm*),
535a, **541**

- revolving-door*, **814**
- Rhetorical questions, **110b**
- Rhodes scholar*, **309b**
- riches*, **1015**
- rifle-riffle*, 208
- right-rightly*, **1068**
- right-rite-wright-write*, 208
- ringer-wringer*, 208
- RISC*, **544a**
- rise* (see *raise*, 338)
- risk-averse*, **820a**
- rite* (see *right*, 208)
- R.N.*, **519**, **622a** (see also
Degrees, academic)
- Roaring Twenties, the*, **439c**
- Rocky Mountains*, plural of, **617b**
- ROI*, **541**
- role-roll*, 208
- ROM*, **544a**
- Roman Catholic Church*, **349d**
- Roman Catholic dignitaries, forms
of address, **1809**
- Roman numerals, **468-469**
 - filing rules for, 624, 630-633
 - periods not used with, **109d**
 - with personal names, **122f**,
156, **426**, **518d**,
639, **1323a**
- ROME*Os, **546**
- Room number, **1369g**
- root-route-rout*, 208
- rote-wrote*, 208
- round, **1071f**
- row*, 614
- R.S.V.P.*, **545**
- rubber-chicken*, **814**
- runner-up*, plural of, **612a**
- Run-on sentences, **128**, **1088**
- run-through*, plural of, **612b**
- rural route* (*RR*), **1316c**
- rye-wry*, 208

s

- added to nouns (see Plurals,
601-626)
- added to verbs, **1035a**
- /s/*, **295d**
- sacrilege, sacrilegious*, 614
- sagacious*, 614
- SAHD*, **546**
- said*, 339
- sail-sale*, 208
- Saint*, **518e**, **526**, **529b**, **1333d**
 - filing rules for, 621, 623,
627-628
- Saint* (*St.*) *Augustine*, 615
- Saint Patrick's Day*, **650a**
- Saint Peter*, **349c**
- sale* (see *sail*, 208)

INDEX

- salesmanship*, **809c**
sales rep, **510**
Salisbury, **615**
Sallie Mae, **524a**
Salon, **289g**
 Salutations, **1319c**, **1320–1322**,
 1338–1341
 in business letters, **1320**,
 1338–1341, **1343a**
 (**note**), **1801–1812**, **366**;
 illus., **366**
 in e-mail, **1381**
 in memos, **1373**; *illus.*, **423**
 for the most common
 situations, **1339a**
 punctuation after, **194a**, **1308**,
 1338b, **1372b**, **1374l**
 (**note**); *illus.*, **419**, **422**
 in social-business
 correspondence, **1372b**;
 illus., **419**
same, **339**
same-day, **814**
sandwich, **615**
Sandy, **1351**
sanitarium, plural of, **178**
San Jacinto, **615**
San Jose, **615**
San Juan, **615**
San Rafael, **615**
SARS, **522a**
save as, **1388**
savings, **1015**
savoir faire, **287**
scarcely, **1072**, **1074b**, **339**
scene–seen, **208**
scent–sent–cent–sense, **208**
schedule, **615**
schema, plural of, **177**
schism, **615**
school, **1019**
Scientific laws, **346d**
sci-fi, **510**
scissors, **1015 (note)**
Scores, **401b**, **451**
Scots–Scottish–Scotch, **339**
SCSI, **544a**
scuba, **522b**
sealing (see ceiling), **201**
seam–seem, **208**
Sean, **615**
Seasons, **343**
SEC, **520a**
secede, **716c**
second, **2d**, **II**, **122f**, **138a**, **156**,
 424–426, **503**, **518d**,
 326, **624**
Secondary source, **1527**; *illus.*, **497**
Second Coming, **349e**
 2d ed., **1514 (note)**
 Second pages, **1304b**,
 1366, **1374t**
 Secretary's Day, **650c**
 secretary/treasurer, **295b**
 Section symbol (§), **543a**,
 543e, **621b**
 sede, words ending in, **716c**
 see, **1044 (note)**
 seed (see cede), **201**
 seem (see seam), **208**
 seen (see scene), **208**
 see whether (see if), **329**
 seize (see cease), **201**
 self, **836**, **1060**
 sell–cell, **208**
 seller–cellar, **209**
 seller's market, **612d**, **652**
 selves, **1060**
 semiannual (see biannual), **317**
 Semicolons, **176–186**, **600–603**
 colon in place of, **187b–c**
 in compound-complex
 sentences, **133**
 with conjunctions in lists, **107a**
 dash and, **213**, **215c**
 dash in place of, **204**
 with dependent clauses, **186**
 essay on, **600–601**
 with *for example*, **181–183**
 with independent clauses, **128**,
 134b, **142**, **176–177**,
 181, **187b–c**
 internal commas and, **177b–c**
 with *namely*, **181–183**
 parentheses and, **224a**
 quotation marks and, **248**
 in series, **107a**, **184–186**
 spacing with, **187a (note)**,
 299d
 with *that is*, **181–183**
 with transitional expressions,
 178–183
 semimonthly (see biweekly), **318**
 senator–elect, plural of, **612a**
 Send in e-mail template, **1386d**
 senior (academic level), **354**
 Senior, Sr., **122f**, **156**, **158**,
 502b, **518**, **615d**, **639**,
 1323a, **624**
 sense (see scent), **208**
 senses (see census), **201**
 sensor (see censor), **201**
 sent (see scent), **208**
 Sentence fragment, **644**
 elliptical expression vs., **101c**
 Sentences, **643–644**
 capitalization, **196–199**,
 301a–d
 Sentences (cont.)
 complex, **130–132**, **18**, **644**
 (*see also* Complex
 sentences)
 compound, **110b (note)**,
 123a, **128–129**, **135d**,
 176–177, **203**, **643**
 (*see also* Compound
 sentence)
 compound-complex,
 133–134, **644**
 dash at end of, **207–208**, **216a**
 declarative, **644**
 ellipsis marks at end of,
 275–276, **280**, **291a**
 elliptical expressions as,
 101b–c, **111**, **117**,
 119–120, **644**
 exclamation point at end of,
 119–121
 exclamatory, **644**
 expressing necessity, demand,
 etc., **1038**
 fragments, **101c**, **644**
 imperative, **644**
 interrogative, **644**
 inverted, **1027–1028**
 as parenthetical expressions,
 224–226
 period at end of, **101–104**
 prepositions ending, **1080**
 question mark at end of,
 110–117
 questions within, **114–117**,
 214b, **224–226**, **301d**
 quotations in, **253–261**
 run-on, **128**, **1088**
 set off by dashes, **214**
 simple, **643**
 structure of, **1081–1088**
 Sequence, numbers in, **458–460**
 Sequence of tenses, **1047**
 serial (see cereal), **201**
 Serial numbers, **463**
 series, **1016**
 Series (*see also* Enumerated items)
 adjectives in, **123c**, **168–171**
 a or *an* before item in, **312**
 colon before, **188–191**
 commas in, **107a**, **123b**,
 162–167
 of dependent clauses, **186**
 displayed in a list, **261b (note)**
 of dollar amounts, **419**
 joined by *and*, *or*, *nor*, **123b**, **166**
 of percentages, **449**
 quoting, **232**, **261b (note)**
 semicolons in, **107a**, **184–186**
 two-item, **167**

INDEX

- serve-service*, 339
 Service mark symbol (SM),
541, 543a
servicemen and -women, **833e**
set-sit, 339
settle, 343
Seventh-Day Adventist Church, **424**
several as plural pronoun,
1012, 1053b
sew (see *so*, 209)
sex-gender (see *gender*, 327)
 Sexism in language, **809-810, 840, 1050-1053, 1340a**
 (see also *Women*)
 -*sh*
 nouns ending in, **602**
 sumames ending in, **615b**
S&H, **541**
shake-up, **801b**
shall be-will be, to form future
 progressive tense, **1034c**
shall have-been-will have been, to
 form present perfect
 progressive tense, **1034d**
shall have-will have, to form future
 perfect tense, **1033c**
shall-will, **1031c**, 340
she, **1050, 1053d, 1054** (see also
 Pronouns)
 as generic pronoun, **1049, 1051, 1052e**
 in reference to singular
 antecedent, **1052d**
shear-sheer, 209
sheep, **1016**
sherbet, 615
ship, pronoun reference to, **1049**
ship to, followed by colon, **194c**
shone (see *shown*, 209)
shoot-chute, 209
short-lived, **823a**, 615
short-shortly, **1068**
short-term, **818a**
should have, 336
should-would, 340-341
showmanship, **809c**
shown-shone, 209
sic
 enclosed in brackets, **290g**
 as foreign expression, **287**
 in quoted matter, **284**
 -*sick*, **820c**
sidewise, 345
sieve, 615
sight (see *cite*, 202)
 -*sighted*, **823c**
 Signature block
 in e-mail, **1384**
 Signature block (*cont.*)
 in letters, **1347-1354**
 in memos, **1374n**
 /s/ in, **295d**
 Signature file (.sig file),
 1384c, 1384f
 signed, **240a**
 similar, 615
 similarly, **138a**
 since, **130, 132, 316-317, 341**
 sincerely, **174, 302, 1346d**
 sine qua non, **287, 290b-c**
 Singular (see *Subjects; Verbs*)
 SINK, **522a**
 Sioux City, Sioux Falls, 615
 Sir, **315, 1338e, 1801e-f**
 sisters-in-law's, **635b**
 sit (see *set*, 339)
 sitcom, **510**
 SITCOMs, **522a**
 site (see *cite*, 202)
 six-story building, **817a**
 size, **359**
 -*size*, -*sized*, **823d**
 skillful (see *masterly*, 334)
 Skills, listing in résumés,
 1713b, 1713d
 skin diving, **801b, 805b**
 SKU, **522a**
 skydiving, **801b, 805b**
 sky-high, **820a**
 S&L, **546, 622**
 Slang expressions in quotation
 marks, **235**
 Slash (see *Diagonal*)
 Slate, **289g**
 sleight-slight, 209
 slipped disk, 321
 slough, 615
 slow-slowly, **1068**
 small business owner, **818c**
 smaller-size, -*sized*, **823b**
 smell (as a verb of the
 senses), **1067**
 Smileys, **1382m**
 Snail mail, **1375**
 Snowbelt, **333a (note)**
 snow-white, **827d**
 so
 at beginning of independent
 clause, **142 (note), 179**
 at beginning
 of sentence, **139b**
 as transitional expression,
 138a, 178-179
 so-and-so, plural of, **612b**
 soar (see *sore*, 209)
 soared-sword, 209
 so-called, **240b**
 Social-business correspondence,
 **1318b, 1355a, 1371-1372; illus., 419
 socialist, **347d**
 social security, **347a (note), 818a**
 social security number (SSN), **541**
 society, **1019**
 soften, 615
 Soft page break, **1407a**
 soft-spoken, **813**
 solder, soldier, 615
 sole-soul, 209
 some, **307, 1006a (note), 1013a, 1053c**
 somebody, **1010, 1053a**
 someday-some day, 341
 some of whom, **132**
 someone-some one, **1010, 1053a, 209**
 something, **1010, 1053a**
 sometime-sometimes-some time,
 209, 341
 somewhat (see *kind of*, 331)
 sonar, **522c**
 sonata, **289**
 SOP, **546**
 sophomore, **354**
 sore-soar, 209
 sort (see *kind*, 331)
 sort of (see *kind of*, 331)
 so-sew-sow, 209
 so-so that, 341
 so . . . that, **132**
 soul (see *sole*, 209)
 sound as verb of sense, **1067**
 Source reference notes
 (see *Notes*)
 south, southwest (see *Compass points*)
 sow (see *so*, 209)
 Spacing
 with abbreviations, **507-509, 511-513**
 with apostrophe, **299n**
 with astensik, **299p**
 with brackets, **299h-i**
 after colon, **187a (note), 194b-c, 299e**
 after comma, **299c**
 with dash, **207-208, 216a, 299f, 459a (note)**
 with decimal point, **105, 299a**
 desktop publishing
 standards, **102a**
 with diagonal, **268, 294b, 299q**
 with ellipsis marks, **299o**
 in e-mail address, **1377c****

Spacing (cont.)

in e-mail message, **1382b**;
illus., 434–435
 with exclamation point, **299b**
 with hyphen, **299g**,
459 (note)
 in letters, **1309**, **1344e**,
1344g, **1344i**, **1345**
 in manuscript, **102a**
(note), **1433c**
 between numbers in sequence,
459a (note)
 with parentheses, **299h–i**
 after period, **102**, **106**, **108c**,
299a, **1433e**
 with personal initials, **516**
 in postal code, **1336b (note)**
 with punctuation marks, **102**,
299, **1433e**
 after question mark, **110a**, **117**,
299b, **1433e**
 with quotation marks, **299j–m**
 in reports, **1401c**, **1408**,
1409b, **1409f**, **1411c**,
1424, **1426**
 after semicolon, **299d**
 with symbols, **543c–e**
 in tables, **1606–1607**, **1611c**,
1621d, **1621h**, **1625**;
illus., 521, 524
 in telephone numbers,
1350c (note)
spacious–specious, 209
Spam, **1382**
speak to, with, **1077**
species, **1016**
specs, **510**
Speech, quoting, **1530**
Spell checkers, **833**, **1202a**,
1202d, **1203a (note)**,
1204f, **1205**, **193**
Spelling, **701–720**
able and ible endings, **713**
ant, ance, ent, and ence
endings, **714**
c endings, **717**
ce endings, **707b**
cede, ceed, and sede
endings, **716**
 checking for errors in, **1203a**,
1382p (note)
 of computer terms, **847**
ei and ie words, **712**
 final consonant doubled,
701–702
 final consonant not doubled,
703–706
 final e silent, **707–709**
 final y changed to i, **710–711**

Spelling (cont.)

ge endings, **707b**
ie endings, **709**
ize, ise, and yze endings, **715**
less and like endings,
706 (note)
ll and ly endings, **706 (note)**
 one word or two, **848**, **1101**
 troublesome words, **720**
 words that sound alike or look
 alike, **719**
 words with diacritical marks, **718**
spim, **522b**
spinal disk, 321
Spokane, 615
spontaneity, 615
Sporting events, **344d**
sportsmanship, **809c**
spot checking, **812a**
square, **1071f**
square foot (sq ft), **509**
square meter (sq m), **538e**
squash (see quash), 208
Squinting modifiers, **1087**, **644**
stadium, plural of, 178
staff, **1019**
staid–stayed, 209
stair–stare, 209
stake–steak, 209
stanch–staunch, 209
standard (std.), **541**
standby, plural of, **611**
state
 capitalization of, **335**
 in letterhead address, **1310c**
Statement, **101–102**, **214a**,
541, **644**
 intoned as a question, **112**
States (U.S.)
 abbreviations, *list*, **527**, **1334**
 capitalization of, **325**
 commas with, **160–161**
 filing rule for, 633–635
 following city names, **160**,
185, **219a**
 naming residents of, **336**
 parentheses with, **219**
state’s evidence, **652**
states’ rights, **652**
stationary–stationery, 209
Stationery
 for continuation pages,
1304b, **1366**
 folding, **1367**, **1370**
 letterhead on, **1304a**,
1305b–c, **1310–1311**
 plain, **1304b**, **1311–1312**
 return address on, **1312**
 sizes of, **1303**; *chart*, **1305b**

statistics, **1017**
statue–statute–stature, 209
status
 plural of, 177
 pronunciation of, 615
status quo, **287**
St. Augustine, **615**
staunch (see stanch), 209
stayed (see staid), 209
steak (see stake), 209
steal–steel, 209
step, **359**, **839**
stereo, **510**
stigma, plural of, 177
still, **138a**
stimulus, plural of, 177
St. Louis, 615
straight–strait, 209
stratum, plural of, 178
Street addresses (see also
 Addresses, mailing)
 capitalization, **331**
 compass points in,
530–531, **1330**
 division at end of line, **920b**
 numbers in, **1329**
street-smart, **820a**
street-wise, 345
strength, 615
strictly speaking, **138b**, **142c**
Style, essays on the nature
 of, 588–604
 abbreviations, 603–604
 capitalization, 591–593
 colon, 601
 commas, 594–596
 compound adjectives and
 hyphens, 596–599
 numbers, 588–590
 polite requests, 601–603
 semicolon, 600–601
stylus, plural of, 177
suave, 615
Subject lines, **194b**
 in e-mail messages, **1380**,
1386a; *illus.*, 431
 in letters, **1315d**, **1342–1343**,
370; *illus.*, 369–370
 in memos, **1374d**, **1374k**, 547;
illus., 546
Subjects, **1001–1029**, 644
 agreement with verbs, basic
 rule, **1001**
 and joining, **1002**,
1027b, **1049b**
 both . . . and joining,
1002, **1081b**
 clauses as, **1026**
 collective nouns, **1019**

INDEX

Subjects (*cont.*)

compound, 644
either . . . or joining, **1003–1005, 1081b**
 fractional expressions, **1025**
 geographic names, **1021**
 gerund phrases as, **135a (note)**
 indefinite pronouns, **1009–1013**
 interrogative pronouns, **1061, 1063**
 intervening phrases and clauses, **1006–1007**
 introductory clauses as, **130c**
 in inverted sentences, **1027–1028**
 measurements, **1024**
 money amounts, **1024**
neither . . . nor joining, **1003–1005, 1028, 1074–1076, 1081b**
not only . . . but also joining, **1003–1005, 1081b**
 nouns
 ending in *ics*, **1017**
 ending in *s*, **1014–1016**
 with foreign plurals, **1018**
the number, a number, **1023**
one of, with singular verb, **1008a**
one of those, with plural verb, **1008b**
 organizational names, **1020**
or joining, **1003–1005**
 phrases and clauses as, **1026**
 predicate complements and, **1029**
 product names, **1022**
 proper names, **1020–1022**
 quantities, **1024**
 relative pronouns, **1061–1063**
 time periods, **1024**
 titles of publications, **1022**
whether . . . or joining, **1081b**
 words and phrases
 not affecting, **1006–1007, 1008a**

Subjunctive, **1038–1039**
 (*see also* Mood, 639)

Subordinate clause (*see* Clauses)

Subordinating conjunction, **1062c, 638**

subpoena, 615
substantial, substantive, 615
subtle, subtlety, 615
succeed–success, **716b**
succinct, 615
such as, **148–149, 341**

such as . . . etc. (*see etc.*)

Suffixes, **833, 839–840, 644**
 division at end of line, **910–912, 922a–b**
 feminine, **840**
 filing rules for, 622–624, 626–627
less or like, **846**
 after *it*, **706 (note)**
 spelling (*see* Spelling)

Suggestions phrased as questions, **113**

suit–suite, 209, 615
 Suite number, **1369g**
summa cum laude, **287**
summons as subject, **1014**
sun, **351**
Sunbelt, **333a (note)**
superfluous, 615
 Superlative degree, **823b, 1071, 638, 644**

Superscripts, **425b, 1502, 1503b, 1504c, 1505b, 1506a, 1536b**

supersede, **716c**
supposed to, 341
supra, **545**
Supreme Being, **349a**
Supreme Court, **819a**
sure and, 342
surefire, **816b**
sure–surely, 342
SUV, **541**
SWAT (team), **522a**
Swedish American (*see* Ethnic references, 324–325)
sweet (*see* *suit*, 209)
sword (*see* *soared*, 209)

Syllabication (*see* Word division)

Syllable, 644
syllabus, plural of, 177

Symbols, **535b, 537–539, 543, 1369g**
 for cents, **418c, 419, 543a, 543d**
 for chemicals, **539**
 in column heads, **1621c**
 for currency units, **413b**
 for dollars, **416–417, 419, 543a, 543e**
 in e-mail addresses, **1377c**
 for euros, **413b**
 for feet and inches, **432 (note), 543a–b, 543d**
 filing rule for, 628–629, 632–633
 in footnotes, **292, 1502f–g, 1621c, 1636**
 numbers with, **453**

Symbols (*cont.*)

percent, **447a (note), 449, 543a, 543d, 1621c, 1630**
 in tables, **1621c, 1626b, 1636**
 trademark, **356 (note), 543a, 165**
symposium, plural of, 178
synopsis, plural of, 179
synthesis, plural of, 179

tableau, plural of, 179

Table feature of word processing program, **1601–1608, 1610b, 1611e, 1616, 1622a, 1625a, 1631e (note), 549; illus., 510–517**
 autofit, **1603a, 1640a; illus., 511**
 autoformats, **1608, illus., 515**

Tables, **1601–1642**
 abbreviations in, **1621c, 1626b, 1633a, 1636a, 1637c**
 boxed, **1601, 1624, 1629d; illus., 510–515, 528, 531, 434–435**
 capitalization in
 column heads, **1621e**
 table text, **1626a**
 centering, **1611a, 1616**
 column heads, **1602, 1606b, 1606d, 1608, 1611c(3), 1621–1624; illus., 510–517, 520–523, 527–532, 434–435**
 blocked, **1602, 1622e; illus., 510**
 braced, **1623; illus., 523**
 centered, **1606b, 1622c–e, illus., 513, 522**
 crossheads, **1624, 525**
 repeated, **1637e; illus., 343**
 continuing, **1407i, 1638–1639; illus., 434–435**
 converting to charts and graphs, **1642; illus., 537–538**
 figures in, **1627–1631; illus., 527–532, 434**
 footnotes in, **1605, 1606f, 1634–1636; illus., 509, 512–513, 515, 525, 532**
 grid, **1601; illus., 510**
 heading, **1604–1606, 1617–1620; illus., 509, 512–513, 516–517, 519–524**
 landscape printing, **1641a**
 leaders, **1632; illus., 531**

Tables (*cont.*)

in letters, **1345b**
 locating tables
 in appendix
 or attachment, **1613**
 fitting on page, **1407i**
 on separate pages,
 1612–1615
 within text, **1609–1611**;
 illus., 516–517
 long, **1637–1639**
 money amounts in, **1629**,
 1631c; *illus.*, 528, 530
 numbering, **1605–1606**,
 1618, 1620b; *illus.*, 508,
 512–513, 519–520
 omitted items, **1633**; *illus.*, 532
 open (unruled), **1607a, 1611c**,
 1629d(2); *illus.*, 514,
 517, 528
 percentages in, **1630**;
 illus., 517, 523, 525,
 528–529, 532
 portrait printing, **1641a**
 reducing width of, **1640**
 in reports, **1424h**
 ruled, **1601–1608, 1629d**;
 illus., 510–515, 521,
 523, 528
 shading in, **1606g**; *illus.*,
 513, 515
 short, **1610b**
 spacing
 above and below, **1611c**;
 illus., 516–517
 with column heads, **1621d**,
 1621h; *illus.*, 521
 within, **1606–1607, 1625**;
 illus., 513–514, 524
 subtitles, **1605a, 1606c, 1619**,
 1620c; *illus.*, 512–513,
 520–521
 symbols in, **1621c**,
 1626b, 1636
 table properties feature, **1603**,
 illus., 511
 table text, **1602–1603, 1622**,
 1625–1633; *illus.*,
 510–511, 524
 text references to, **1615, 1618**
 titles, **1605a, 1611c(4), 1617**,
 1620a; *illus.*, 512–513, 517,
 519–520
 total lines in, **1629d**;
 illus., 528–529
 turned, **1641**
 wide, **1640–1641**
 without heads or title,
 1611c(2); *illus.*, 516–517

tack-tact, 208, 342
 Tag question, **114 (note)**
tail-tale, 208
take-bring (see *bring*, 318)
talisman, plural of, **611**
Talmud, **350a**
tangent (tan), **540**
tare-tear-tier, 209
taste, **1067**
taught-taut, 209
tax-exempt, **815b, 820a**
t.b.a., TBA, **541–542**
t.b.d., TBD, **541–542**
thead-then, **1606**
theotchke, **287**
TCP/IP, **544**
teach (see *learn*, 332)
teacher, **1051**
teachers college, **652**
teacher's pet, **652**
team-teem, 209
tear (see *tare*, 209)
 Teenagers, addressing, **1321d–e**
 Telephone, answering,
 1054b (note)
 Telephone numbers, **454, 462**,
 1310–1311, 1312a
 access codes, **454d–f**
 area codes, **454c**
 with extensions, **454b**
 with hyphens or spaces,
 1350c (note)
 with plus sign (+), **454f**;
 illus., 369
 in signature block, **1349c**
 Television interview, quoting, **1529**
 Television series, titles of, **289a**
 Television stations, **523**
 Telnet, **1508a**
temp, **236c, 510**
Tempe, 615
temperament, temperature, 616
 Temperature, degrees, **429b**,
 453, 464, 535b,
 537–538, 624
 Templates
 e-mail, **429**; *illus.*, 429–431,
 434–435
 letters, **1310**; *illus.*, 363–364
 memos, **1373**; *illus.*, 421–422
 reports, *illus.*, 443–445
 résumés, **1709**
tempo, plural of, 178
Ten Commandments, **350a**
tenfold, **703**
 Tenses of verbs, 644–645 (see also
 Verbs, principal parts and
 tenses of)
ten-story, **813 (note)**
tera-, **470**

terabyte (TB), **544a**
 Terminal (end) punctuation, **643**
terminus, plural of, 177
Terre Haute, 616
testator-testatrix, **840b**
tête-à-tête, **287, 616**
Tex-Mex cooking, **309b**
 Textnotes, **1501, 1507**; *illus.*,
 476, 483
than, **132, 1057**
thankfully, 328
thanks, **1015**
than-then, 209, 342
then (see *than*, 209, 342)
that, **130d, 132, 272 (note)**
 capitalization of, **308**
 clause, **130c, 1047**
 as introduction to direct
 quotation, **228a (note)**
 as introduction to indirect
 quotation, **228a**
 as introduction to nonessential
 clause, **1062c**
 omission of, **172b**
 as relative pronoun,
 132, 1062
 as singular or plural subject,
 1013d, 1062d
 as subordinating conjunction,
 132, 1047, 342
that is, **138–142, 178**,
 181–183, 188
that-where (see *where*, 344)
that-which-who, **1062**
the (see also *Articles*)
 at beginning of
 quotations, **231c**
 capitalization of, **302, 308**
 in geographic names, **337a**
 in literary titles, **289**,
 360–361
 in organizational names, **324**,
 1324c, 1326c
 with personal titles, **519c**,
 618b, 1323c
 with place names, **337a**
 pronunciation of, 616
 with separate possession,
 642a (note)
the following, (colon following,
 189, 191
their, avoiding use with singular
 antecedent, **1052d**
their-theirs, **636, 1056a–c, e**
their-they're, **1056a**, 209
theirs-there's, 209
them, **1052d, 1055**
themselves, **1060**
then, **138a, 139b, 142a, 178**

INDEX

- then-than* (see *than*, 209, 342)
the only, **1008c**
theoretically, **138b**
there (see *their*, 209)
therefore, **122, 124b, 138-142, 178, 290f, 328, 343**
there has, **1056e**
there is-there are, **1028-1029, 1056e**
thesaurus, plural of, 177
these, colon with, **189**
these kinds-those kinds (see *kind*, 331)
these sort-these kind, 343
thesis, plural of, 179
 Thesis, unpublished, **152b**
the sooner the better, **172d**
the three Rs, **285b**
they, **1052d, 1053d, 1054** (see also *Pronouns*)
they are, they're, **1056e**
 THINKER, **522a**
third, *3d*, *III*, **122f, 156, 425-426, 503, 518d, 326, 624**
this is he, this is she, **1054b** (note)
this kind-that kind (see *kind*, 331)
though, **132**
three-fourths of, **1025a**
thrifty (see *economic*, 322)
throes-throws, 210
through, compound nouns ending in, **803k**
through-threw-thorough, 210
thus, **138a, 139b, 142a, 178, 189** as transitional expression, **138a, 178**
tier (see *tare*, 209)
time-, **821d**
 Time, **533-534**
 clock, **440-442**
 a.m. and *p.m.*, **440-442, 502b, 505c, 507, 533**
 colon in, **192, 299, 440g, 440h** (note)
 in columns, **440c, 1627b; illus.**, 545, 550
 on the hour, **440c**
 hyphens in, **442b**
 noon and midnight, **440h**
 with *o'clock*, **441**
 in ranges, **440c**
 schedules, plane and train, **440h** (note)
 spelled-out, **441-442**
 24-hour system, **1627c**
 in words, **440-442**
 zeros in, **440c**
- Time (*cont.*)
 periods of, **342-345, 436-439, 1024**
 centuries, **345, 438, 817a**
 decades, **345, 439**
 in legal documents, **436** (note)
 plurals of, **464, 624a**
 as subjects, **1024**
 possessive expressions, **646**
Time/CNN poll, **295b**
timely, **1069a**
Time magazine, **360c**
 Time zones, **534**
titled, **240a** (see also *entitled*, 323)
 Titles (see also *Titles, personal*)
 artistic works, **242-244, 289, 360-362**
 book parts, **242-243, 360-361**
 books, **242-243, 289, 360-362, 640d-e, 1022, 1538**
 capitalization of (see *Capitalization*)
 of electronic publications, **289g**
 family names, **318-319**
 literary works, **242-244, 289, 360-362, 640d-e**
 magazine articles, **242, 1523, illus.**, 495
 magazines, **289, 1022, 1523, illus.**, 495
 musical compositions, **244, 289a**
 newspapers, **289, 1522, 1540c**
 periodicals, **1523, illus.**, 495
 poetry, **242, 289**
 possessives in, **640d**
 possessives of, **640e**
 sacred works, **350**
 television and radio series, **244, 289a**
 unpublished works, **243**
 videos, **289a**
 Titles, personal (see also *Personal names*)
 abbreviations of, **502b, 517**
 capitalization, **309-310, 312-317, 363**
 company officials, **312, 313d-f, 1324**
 in direct address, commas with, **145**
 division at end of line, **920e-g**
 family terms, **318-319, 839**
 filing rules for, 622-624, 628
 in forms of address, **1801-1812**
- Titles, personal (*cont.*)
 government officials, **310, 312-314, 317, 1806**
 honorable, **517e** (note)
 hyphenation, **363, 612, 808**
 in letters, **1321-1324, 1338-1340, 1347-1353**
 military (see *Military titles*)
 Miss, Mr., Mrs., Ms., etc., **517, 618, 1321-1323, 1338d-f, 1339, 1352, 1801-1802, 622-624, 628**
 occupational titles vs., **312c**
 plurals, **618**
 to
 capitalization of, **360a**
 colon following, **194c**
 colon in place of, **193**
 in e-mail template, **1379, 1386a**
 infinitive phrase introduced by, **135b, 1044**
 in titles and headings, **360b**
 verbs with (see *Infinitives*)
 vs. *too, two*, 210
to be, **1029-1030b, 1035e, 1036, 1039a** (note), **1044, 1045b, 1046d, 1054b, 1055c** (note), **1064**
to begin with, **138a**
to be honest, **142b**
to do, **1044**
together, compound nouns ending in, **803k** (see also *both alike*, 318)
together with, **146, 1007**
to lean over backward, 317
 Toll-free number, **454d** (note), **820a** (note)
tone-deaf, **820a**
 Tone in e-mail message, **1382g-h**
too, **138a, 143, 1072** (see also *to*, 210)
toothbrush, plural of, **611**
top-heavy, **820a**
 Top-level domain (TLD), **1377a, 1509**
Torah, **350a**
tortuous-torturous, 210
to see, conjugation of, **1035; illus.**, 274-275
to sum up, **138a**
totaled-totaled-totaling, **704**
to tell the truth, **138b, 142b**
to the nth degree, **285b**
tour de force, **287**

INDEX

- toward-towards, 343
 to which, 132
 to write, 1044
 Toys "R" Us, 320 (note)
 (see also *it's me*, 331)
 track-tract, 210
 Trademarks
 capitalization of, 355-356
 with punctuation, 356 (note)
 symbols for, 356 (note),
 543a, 165
 Train schedule, 440h (note)
 transfer-transferred-transferee,
 702 (note)
 Transitional expressions, 138,
 178, 645
 at beginning of clause, 142,
 178-181
 at beginning of sentence,
 134b, 139
 colon with, 181-182
 comma with, 122c, 135b-c,
 138-143, 178-183
 with coordinating conjunction,
 144c (note)
 dash with, 183, 204
 at end of sentence, 140, 182
 lists of, 138a, 178
 parentheses with, 183
 semicolons with, 178-182
 within sentence, 141, 183
 too, 143
 Transitive verb (see Verbs)
 traveler's check, 612d, 652
 Treasury, plural of, 617c
 trial-trail, 210
 Tribes, 348
 trigger-happy, 820a
 -trix, 840
 trooper-trouper, 210
 trousers, 1015 (note)
 trousseau, plural of, 179
 truly (see literally, 334)
 try and, 343
 T square, 547
 Tucson, 616
 turn (as a verb of the
 senses), 1067
 TV, 546
 twentieth century, 438
 twenty-first century, 424, 438
 24/7, 294
 twin-size, -sized, 823d
 two (see to, 210)
 two-by-four, plural of, 612b
 two-thirds, 427b
 two-thirds of, 1025a-b
 type (see kind, 331)
 type-key, 343
 Type sizes and faces, 1305d,
 1408a, 1425a, 1435,
 1637f, *illus.*, 365
 (see also Fonts)
 typo, 610
 UAW, 508
 UFO, 508, 546
 uh-ohs, the, 412c (note)
 ult, 545
 ultimatum
 plural of, 178
 pronunciation of, 616
 -um, words ending in, 178
 UN, 508
 uncle, 318, 319b
 Underlining (see Italics)
 Undisclosed recipient, 1379,
 1388e (see also Privacy)
 undo-undue, 210
 UNESCO, 522d
 Unfinished sentences, punctuation
 of, 101c, 207-208,
 275, 291a
 unfortunately, 138b
 UNICEF, 522d
 Uniform resource locator
 (see URL addresses)
 uninterested (see disinterested,
 203, 322)
 union, 330a
 unique, 1071f, 343
 United Kingdom (U.K., *uk*),
 528a, 1508b
 United Nations, 1021
 United Nations Day, 650b
 United States, 525, 1021,
 1336a (note)
 universally, 1071f
 University of California
 Press, 1539b
 unless, 130, 132
 unrealistically, 174
 unregistered service mark symbol
 (™), 541, 543a
 unregistered trademark symbol
 (™), 541, 543a
 until, 132
 up, 360a, 361c-d, 1070, 343
 compound nouns
 ending in, 803a
 upon-up on (see on, 336)
 upper in place name, 337b
 ups and downs, 625a
 up-to-date, 815a
 Uranus, 616
 urban-urbane, 210
 Urging, sentences
 expressing, 1038
 URL, pronunciation of,
 501b, 616
 URL addresses, 501b, 1510a,
 1511-1512
 alteration of, 1511d
 blank spaces in, 1508e,
 1511d (note)
 construction of, 1508
 converting to hyperlink,
 1511c (note)
 division at end of line, 920m,
 1510a, 1538
 in e-mail message, 1382o
 in e-mail signature
 block, 1384c
 in letterheads, 1310a-b
 omitting *http://* and *www* from,
 1311b, 1508g
 in online citations, 1508
 parts of, 1508
 in reference notations,
 1511, 1513c
 us, 1055, 177
 -us, 614
 U.S., when to abbreviate, 525
 Usage, 308-345
 USA Today, 528a (note)
 USB, 544a
 used to, 343-344
 Usenet, 1508a
 user-friendly, 820a
 User name, 1377a
 U.S. Export-Import (Ex-Im)
 Bank, 524c
 U.S. foreign policy, 525
 usually, 138a
 U.S. Virgin Islands, 534d, 1021
 U-turn, 547
 UUNet, 385d
 vail, 210
 vain-vane-vein, 210
 vale-veil, 210
 Valentine's Day, 650a
 Valparaiso, 616
 van-, 311d
 vanilla, 616
 vase, 616
 VAT, 541
 V-chip, 547
 VCR, 508, 546, 822a
 VDT, 544a
 vegan, vegetarian, 616
 veggies, 510
 veil (see vail, 210)
 vein (see vain, 210)
 venal-venial, 210
 Venus, 351
 veracious-voracious, 210

INDEX

- Verbal, 344, 645 (see also Gerund; Infinitive; Participle)
- Verb phrases, 642
- compound nouns vs., **802**
- Verbs, **1030–1048**, 645
- active, **1037** (see also Voice, 645)
- adjectives and adverbs following, **1066–1067**
- agreement with subjects, **1001–1029** (see also Subjects)
- auxiliary, **1030c**, **1032–1034**, 645
- coined, 330
- commas that separate two, **175b**
- compound, **811–812**, **1048**
- in compound adjectives, **828–830**
- in compound nouns, **802**
- ending in *s*, *x*, *ch*, *sh*, or *z*, **1035b**
- following clauses of necessity, demand, etc., **1038**
- following *wish* clauses, **1039**
- gerunds (see Gerunds)
- helping (auxiliary), **1030c**, **1032–1034**, 645
- in *as if* or *as though* clauses, **1042–1043**
- infinitives (see Infinitives)
- in *if* clauses, **1040–1041**
- in *that* clauses, **1047**
- intransitive, 645
- linking, **1067**, 645
- negative, **1076a**
- participles (see Participles)
- passive forms, **1036–1037**
- principal parts, **1030**, 643
- tenses of, **1031–1035**, 643–645
- formation of tenses, *illus.*, 274–275
- future, **1031c**, **1035**, 644 (see also *shall-will*, 340)
- future perfect, **1033c**, 644–645
- future perfect progressive, **1034d**, 645
- future progressive, **1034c**
- in idiomatic expressions, **1032**
- omitting parts, **1048**
- past, **1030a–b**, **1032**, **1035**, **1039–1043**, 644–645
- past participle, **1030**, **1033**, **1036**, **1040**, 640
- past perfect, **1033b**, **1035**, **1039b**, **1040**, 644–645
- Verbs, tenses of (*cont.*)
- past perfect progressive, **1034d**, **1035**, 645
- past progressive, **1034b**, **1035**, 645
- present, **1030a–b**, **1031**, **1035**, **1038b**, **1041**, **1043**, 644–645
- present participle, **1030a–b**, **1034**, 640
- present perfect, **1033a**, 644
- present perfect progressive, **1034d**, 645
- present progressive, **1034a**, 644–645
- sequence of tenses, **1047**
- of the senses, **1067**
- subjunctive, **1038–1040**, **1042**
- transitive, 645
- troublesome, 281
- Versailles*, 616
- verse*, **359**
- versus* (*vs.*, *v.*), **541**
- vertebra*, plural of, 177
- Veterans Day*, **650b**
- veterinarian*, 616
- very*, **119**, 344
- Very truly yours*, **1346d** (*note*), **1347**
- vial–vile*, 210
- vibes*, **510**
- vice–vise*, 210
- vice* with titles, **808c**
- vice president*, **313b**, **808c**
- vice versa*, **287**, 616
- vichyssoise*, 616
- vicious circle*, 344
- videodisc*, 321
- vile* (see *vial*, 210)
- VIP*, **508**, **546**
- virtually*, **1071f**
- virtuoso*, plural of, 178
- vis-à-vis*, **287**
- vise* (see *vice*, 210)
- visitor's permit*, **612d**, **652**
- V-neck*, **547**
- Voice, 645
- von* (prefix), **311d**
- voracious* (see *veracious*, 210)
- vortex*, plural of, 179
- Voting results, **451**
- Vowels, 645
- VP*, **541**
- VR*, **544a**
- Waco*, 616
- WAIS*, **544a**
- waist–waste*, 210
- waitress*, alternatives for, **840b**
- wait–weight*, 210
- waive–wave*, 210
- WAN*, **544a**
- want*, 344
- War and Peace*, **290b–c**
- ware–wear–were–where*, 210
- Wareham*, 616
- Warwick*, 616
- was*, to form past progressive tense, **1034b**
- waste* (see *waist*, 210)
- water-repellent*, **820a**
- WATS*, **522a**
- Waukegan*, 616
- wave* (see *waive*, 210)
- way–weigh*, 210
- ways*, 344
- we*, **1054** (see also Pronouns) in place of *I*, **1059**
- weak–week*, 210
- weather–whether*, 210
- weather-wise*, 345
- Web*, compounds beginning with, **847f** (see also *WWW*)
- Web log* (*blog*), **544a**
- Web sites, **847f** (*note*)
- angle brackets to set off, **297a**, **1511c**
- books, newspapers, and magazines published on, **289g**
- capitalization of, **847f** (*note*)
- “Contact Us” section of, **1311b**
- division at end of line, **920m**
- spelling of, **847f** (*note*)
- URL on letterhead, **1310–1311**, *illus.*, 373–374
- Web zine, **289g**
- Wedgwood blue*, **309b**
- week* (see *weak*, 210)
- weekly*, **1069b**
- weigh* (see *way*, 210)
- weight* (see *wait*, 210)
- weight* (*wt.*), **541**
- Weights, **429–431**, **535–538**, **620**
- well* as transitional expression, **124**, **138b**
- well–good* (see *good*, 327)
- well-known*, **813** (*note*)
- Well, The* (*The Whole Earth*), **522c**
- WEP*, **544a**
- were*
- to form past progressive tense, **1034b**
- subjunctive use of, **1039a**, **1040**, **1042**
- were* (see *ware*, 210)
- west* (see *Compass points*)

INDEX

- wet-what*, 210
- what*, singular or plural as subject, 1026b, 1027a
- what color cloth*, 1079 (note)
- whatever*, 130c
- whatever-what ever*, 344
- what is more*, 138a
- what size shoes*, 1079 (note)
- when*, 130a, 131c, 132, 18
- whenever*, 130b (see also *anytime*, 315)
- When replying, refer to*, 194b, 1315, 1357b
- where*, 132 (see also *ware*, 210)
- whereabouts*, 625a, 1015
- whereas*, 132, 290d
- Where's Charley?*, 290c
- where-that*, 344
- what* (see *wet*, 210)
- whether*, introducing indirect quotation, 228a
- whether-if* (see *if*, 329)
- whether . . . or*, 1081b
- whether-weather* (see *weather*, 210)
- which*, 344-345
- which-that*, 132, 1013d, 1062
- while*, 130, 132, 316, 345
- whites*, 348a (see also *Ethnic references*, 324-325)
- whither* (see *wither*, 210)
- who*, 122, 1062, 1062b (note)
- whoever-who ever*, 210, 345
- whoever-whomever*, 1061, 345
- wholesale (whistle)*, 541
- wholly* (see *holy*, 205)
- whomever*, 130c
- whose-who's*, 132, 1063, 210
- who-whom*, 132, 1013d, 1061
- who-whose*, 636
- whys and wherefores*, 625a
- wide*, 820c
- wide-*, 824d
- Wide area networks, 1377
- wide-widely*, 1068
- Widow protection feature, 1344i, 1407d
- width*, 616
- Wi-Fi*, 544a
- Wilkes-Barre*, 616
- Willamette*, 616
- will-shall* (see *shall*, 340)
- Wired Online*, 289g
- wise*, 345
- wish clauses*, 1039
- witches' brew*, 652
- with*
- abbreviation of (*w/*), 294, 541
 - capitalization of, 303 (note)
- With all best wishes*, 1346a
- wither-whither*, 210
- With warmest regards*, 1346e
- witness*, 631a-b
- wit-witless*, 703
- wizened*, 616
- w/o*, 541
- women*, compound words ending in, 809d
- woman's rights*, 652
- WOMBAT*, 522a
- Women (see also *Sexism in language*)
- forms of address, 1320c, 1321, 1801-1802
 - salutations for, 1338d-f, 1339, 1340a
 - signatures of, 1352
 - titles of, 517, 1321-1323
- women's room*, 652
- won* (see *one*, 206)
- Worcester, Worcestershire*, 616
- Word division, 901-922
- basic rules, 901-906
 - compound words, 907-908
 - hard hyphen, 903b, 248
 - numbers, 915
 - in paragraphs, 917
 - preferred practices in, 907-918
 - prefixes, 833f-g, 909, 911-912
 - soft hyphen, 248
 - suffixes, 910-912, 922a-b
 - syllabication, 901-904, 921-922
 - within word groups, 919-920
- Word processing features
- autofit, 1603a, 1640a; *illus.*, 511
 - autoformats, 1608, *illus.*, 515
 - automatic bullet insert, 1424g
 - autotext, 1316 (note), 1344a (note), 1346a (note)
 - bullet, 1345a, 1424g
 - character counts, 1433d (note)
 - chart or graph, 1642, *illus.*, 537-538
 - date insert, 1313c
 - default margins, 1304-1305
 - double indent, 1345a, 1424d-e
 - endnote, 1502a (note), 1505; *illus.*, 481
 - envelope, 1367b, 1368g-h
 - footer, 1406c
 - footnote, 1407j, 1502a, 1503-1504, *illus.*, 479-480
- Word processing features (cont.)
- hard page break, 1407b, 1407h, 1612, 1639b
 - header, 1366c, 1366g, 1374f, 1406b, 1410c (see also *Page numbering feature of word processing program*)
 - justification options, 1344g
 - keep lines together, 1407c, 1407f, 1610a, 1611e, 1639b
 - leader, 1415d, 1632c; *illus.*, 458-459, 531
 - letter templates, 1301, 1366c (note); *illus.*, 363-364
 - memo templates, 1373; *illus.*, 421-422
 - numbered list, 1345d, 1424f, 1547c (note), 370, 543-544; *illus.*, 370, 464-465, 543-544, 546
 - orphan protection, 1344i, 1407e
 - outlines, 1425b, note; 1720, 1723; *illus.*, 575
 - page numbering, 1405b, 1406, 1409g, 1420, 1427
 - preview, 1407a (note)
 - printing, 1641a (note) (see also *Landscape printing; Portrait printing*)
 - reference library, 1545
 - report templates, *illus.*, 443-445
 - résumé templates, 1709
 - soft page break, 1407a
 - table, 1601-1608, 1610b, 1611e, 1616, 1622a, 1625a, 1631e (note); *illus.*, 510-515 (see also *Table feature of word processing program*)
 - widow/orphan control, 1344i, 1407d-e, 1407g-h, 1407j
- Word processing terms, 544, 847
- Word search on Google, 801d (note)
- Words used as words
- italicized or underlined, 285a, 290
 - plurals, 625
 - in quotation marks, 239
 - workers' compensator*, 652
 - workmanship*, 809c
 - worldly*, 1069a

INDEX

- worldly-wise*, 345
 World War II, **468**
worldwide, 245
 World Wide Web (WWW or W3),
544a, 847f (note),
1311b, 1382o, 1508a,
 245 (see also URL
 addresses)
worship-worshiped-worshiper, **704**
worst-case, **814**
worth, possessives preceding, **646**
-worthy, **820c**
would, **1039c**
would have, 345
would-should (see *should*,
 340-341)
wrack-rack (see *rack*, 338)
wrap (see *rap*, 208)
wrapped (see *rapt*, 208)
wright (see *right*, 208)
wringer (see *ringer*, 208)
write (see *right*, 208)
writer's block, **652**
 Writer's identification (in letters),
1348-1354, 366, 370;
illus., 366, 370
 Writing, formal vs. colloquial
 approach, 256
 Writing process, **1203-1204,**
1433, 311
 Writing skills, listing in
 résumés, **1713d**
wrote (see *rote*, 208)
wry (see *rye*, 208)
 W3C (World Wide Web
 Consortium), **544a**
- WWW*, **508**, 153 (see also World
 Wide Web)
WYSIWYG, **544a**
- x
 nouns ending in, **602**, 179
 surname ending in, **615b**
 as a verb, **549**
XGA, **544a**
X-ray, **547**
- y, words ending in, **604-605,**
701, 710-711
 Yahoo!, **365d, 522a**
Yahweh, **349a**
Yale University Press, **1539b**
yard (yd), **535a, 541,**
620a (note)
y-axis, **547**
year (yr), **541**
yearly, **1069b**
year-round, **820a**
 Years
 in abbreviated form, **412, 460**
 academic, **354, 412c**
 in dates, **154-155**
 need for in dates, **152**
(note), 409
 no commas in, **462**
 in sequence or range,
458-460
yeas and nays, **625a**
yes, **101b, 119-120, 124, 138b,**
139-142, 227, 233, 256a
(note), 625a
yeses and nos, **625a**
- yes-yeses*, **701**
yet, **138a, 178-179**
yew (see *you*, 210)
YMCA, **520a**
YOB, **541**
yoke-yolk, 210
you, **1001b, 1055**
 (see also Pronouns)
you are, **1056e**
your, **308**
yourself, yourselves, **1060**
your-you're, **1056e**, 210
your-yours, **636, 1056a-e**
you see, **124a**
you-yew-ewe, 210
Ypsilanti, 616
YTD, **541**
yuppie, **522b**
z, words ending in, **715c**
- z
 nouns ending in, **602**
 surnames ending in, **615b**
zealous, 616
Zen Buddhism, **349d**
 Zero, expressed in words, **465d**
zeros, the, **439b**
zine, **510**
 ZIP Code, **161, 462, 501b,**
522a, 1310-1312,
1316a, 1317a, 1328,
1331c, 1332, 1334c,
1369a, c-d
 space before, **1332,**
1368-1369
zips, the, **439b**

Proofreaders' Marks

Proofreaders' Mark

Draft

Proofreaders' Mark

Draft

- ss [Single-space
- ds [Double-space
- +1R# → Insert 1 line space
- 1R# → Delete (remove) 1 line space
- Delete space
- * Insert space
- ↔ Move as shown
- ↔ Transpose
- Spell out
- ^ on / Insert a word
- ^ on - Delete a word or a punctuation mark
- ^ on / Insert a letter
- ^ on / Delete a letter and close up
- Add on to a word
- ^ on / Change a letter
- ^ on / Change a word
- Stop (don't delete)
- / Lowercase a letter (make it a small letter)
- ≡ Capitalize

- ss [have heard
- ss [he is leaving.
- ds [When will you have a decision?
- +1R# → Percent of Change
→ 18.25
- 1R# → Northeastern regional sales
- to gather
- may be
- it not obvious
- believable
- years ago
- 18 Elm
- How much?
- it may not be true
- temperature
- commitment to buy
- a real good day
- this suspension
- but can't find it you want
- I was very glad
- Federal Government
- Janel L. Grayson

- ∨ Raise above the line
- ∧ Drop below the line
- ⊙ Insert a period
- ↑ Insert a comma
- ∨ Insert an apostrophe
- ↔ ↕ Insert quotation marks
- ≡ Insert a hyphen
- Insert a one-em dash or change a hyphen to a one-em dash
- Insert dashes
- Ⓢ Delete italics
- Ⓢ Change to boldface
- Ⓢ Delete boldface
- Ⓢ Change to lightface
- Ⓢ Insert underline
- Ⓢ Delete underline
- () Insert parentheses
- ¶ Start a new paragraph
- 2) Indent 2 spaces
- 1/2) Indent 0.5 inch
- Move to the right
- Move to the left
- ⊕ Center
- ≡ Align horizontally
- || Align vertically

- In her new book?
- Henry's
- Melvin's
- a large old house
- my children's car
- he wants a car
- a first-rate job
- ask the officer
- Successful last
- Here it is cash
- Do it now, Bill
- Do it now, careful
- CONFIDENTIAL
- Ship by June 1, 1967
- Ship by June 1, 1967
- an issue of Time
- a very long day
- left today (May 3)
- if that is so
- Net investment in tangible assets
- As a general rule leave a top margin
- \$38,387,000
- Anyone can win
- Table A-16C
- Bob Myler
- Jon Peters
Eileen March

Abbreviations of States and Territories of the United States

AL	Alabama	Ala.	IA	Iowa		MP	Northern	
AK	Alaska		KS	Kansas	Kans.		Marana Islands	..
AS	American Samoa		KY	Kentucky	Ky.	OH	Ohio	...
AZ	Arizona	Ariz.	LA	Louisiana	La.	OK	Oklahoma	Okla.
AR	Arkansas	Ark.	ME	Maine		OR	Oregon	Oreg.
CA	California	Calif.	MH	Marshall Islands		PW	Palau	..
CO	Colorado	Colo.	MD	Maryland	Md.	PA	Pennsylvania	Pa.
CT	Connecticut	Conn.	MA	Massachusetts	Mass.	PR	Puerto Rico	P.R.
DE	Delaware	Del.	MI	Michigan	Mich.	RI	Rhode Island	R.I.
DC	District of Columbia	D.C.	MN	Minnesota	Minn.	SC	South Carolina	S.C.
FM	Federated States of Micronesia		MS	Mississippi	Miss.	SD	South Dakota	S. Dak.
FL	Florida	Fla.	MO	Missouri	Mo.	TN	Tennessee	Tenn.
GA	Georgia	Ga.	MT	Montana	Mont.	TX	Texas	Tex.
GU	Guam		NE	Nebraska	Nebr.	UT	Utah	...
HI	Hawaii		NV	Nevada	Nev.	VT	Vermont	Vt.
ID	Idaho		NH	New Hampshire	N.H.	VI	Virgin Islands	V.I.
IL	Illinois	Ill.	NJ	New Jersey	N.J.	VA	Virginia	Va.
IN	Indiana	Ind.	NM	New Mexico	N. Mex.	WA	Washington	Wash.
			NY	New York	N.Y.	WV	West Virginia	W. Va.
			NC	North Carolina	N.C.	WI	Wisconsin	Wis.
			ND	North Dakota	N. Dak.	WY	Wyoming	Wyo.

Use the two-letter abbreviation on the left when abbreviating state names in addresses. In any other situation that calls for abbreviations of state names, use the abbreviations on the right; if no abbreviation is given, spell the name out.

The Business Writer's Survival Manual

AN INDISPENSABLE GUIDE TO STYLE, GRAMMAR, USAGE, AND FORMATTING

For nearly fifty years, *The Gregg Reference Manual* has been recognized as the leading style manual for anyone looking to master the on-the-job standards of current business writing. Whether you are an experienced professional or someone preparing to enter the business world, *The Gregg Reference Manual* is your indispensable guide to business writing.

Comprehensive and easy to use, *The Gregg Reference Manual* is considered the authority on style, grammar, usage, and formatting.

Find the answers that you can't find anywhere else!

- Enjoy the convenience and speed of the new searchable electronic index.
- Master the fine points of style that other reference manuals don't cover.
- Discover easy-to-follow models and illustrations for creating and formatting all kinds of written communications.
- Use our exclusive "Ask the Author" service to get the answers to your tough questions directly from the author of the *Gregg* manual.

Stay up to date with these features!

- A greatly expanded treatment of e-mail and current netiquette guidelines.
- The latest rules for citing online journals and other electronic sources.
- The changes in style and formatting created by evolving computer technology.
- The new terms and phrases that keep entering the language and the usage questions they create.

Read what users are saying about *The Gregg Reference Manual*.

"... an indispensable resource for managers, support staff, professional writers, and anyone who wants to look good on paper."

Diane Moore, editor, *The Office Professional*

"... the most thorough and readable handbook I've found in thirty-plus years of teaching writing."

**Charles Darling, Ph.D., professor of English,
Capital Community College**

"It's your writing bible! In seconds, you can take the guesswork out of any grammar, punctuation, or style question."

**Barbara McGovern, partner,
WD Communications**

"... one of two essential tools for business, government, and corporate writers; the other is a fat dictionary. The manual is full of wisdom and articulates sound uniform rules with nicely nuanced exceptions."

**Christine Mowat, president,
Wordsmith Associates**

The McGraw-Hill Companies

**Mc
Graw
Hill** **McGraw-Hill
Irwin**

McGraw-Hill Higher Education

www.gregg.com

ISBN 0-07-293653-3



9 780072 936537

www.mhhe.com